# REMS

www.rems.de



Innovative
manufacturer of
machines and tools
for pipe working

2014

Catalogue

REMS
REMS
for Professionals

# Contents



Threading
Roll Grooving 22


Sawing 54


Cutting, Chamfering,
Deburring 68


Assembling, Testing,
Filling, Flushing 90


Bending 106


Radial Press Jointing 118


Axial Press Jointing 162


Expanding, Extracting 170


Soldering, Brazing 184


Freezing 190


Pipe and Drain Inspection /
Pipe and Drain Cleaning 194


Plastic Pipe Welding 208


Diamond Core Drilling
Diamond chasing saws 218


We deliver exclusively on the basis of our general conditions of sale and delivery.

The prices stated in this catalogue are valid for one piece respectively for one set (e.g. dies) or one pack (e.g. saw blades). Prices do not include any value added tax (VAT) and are subject to change without notice. These prices supersede all previous prices.

Drawings, illustrations, dimensions, weights, standards and other data stated in this catalogue are not binding and are subject to alteration. All power data stated to be understood as the rated power input. Subject to alternation. All rights reserved, particularly for translations, reproductions, illustrations, radio transmission, photomechanic reproductions or similar and storage of data in computers, including utilization in extracts.


© Copyright 2014
REMS GmbH & Co KG, Waiblingen.


**Sale through specialist dealers.**



They are creative and have plenty of practical experience, they continuously find possibilities for improvement of the work of the installation professional: REMS development engineers are innovative and therefore important factors in the success of the company.

# At the forefront of technical advance. Development is never finished.

Since its foundation in 1909 REMS has been developing products for the pipe working, especially for sanitary and heating installers. At first, hand tools and then subsequently machines and electric power tools. The stipulation of the company founder Christian Föll ”REMS must be superior” has always been the benchmark for our actions. Today REMS is a leading manufacturer of machines and tools for the pipe working.

REMS development engineers have persuasive, groundbreaking ideas which ease the daily routines of the installations professional. They have all the significant requirements in their focus and use all their comprehensive practical experience. Experts from all areas of industry ensure that every possibility for improvement is integrated in the new development. In this way the perfect tools for the tough demands of the building site are created. The REMS products are highly valued because of their innovative technology as well as their high standards of quality and are being used everywhere in the world. Both trade and user profit in this way.

Again and again REMS is able to maintain its position at the forefront of technical progress as a result of its innovative products. Many valid national and international patents prove this.

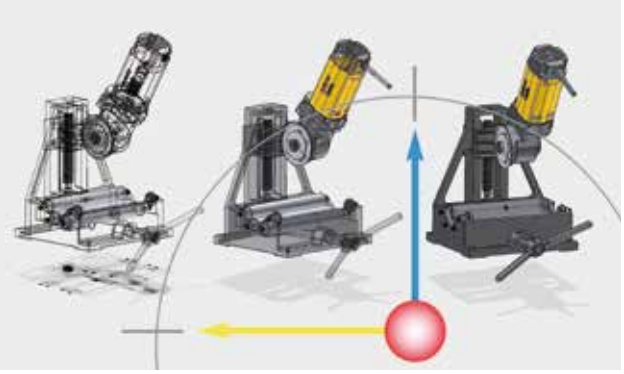

Through the application of modern construction and development techniques, the quality of REMS products has been to the fore from the beginning: Safe use, robust design, simple operation, durability.



New ideas, technical progress and REMS belong together: e.g. REMS Amigo, REMS Tiger, REMS Curvo, REMS Mini-Press ACC – products, which have revolutionised the application technology.



Fully automatic 3D measuring machines are a part of the comprehensive quality control system at REMS. The accuracy of measurements at 0.001 mm guarantees the highest precision.

# Highly modern production – guarantor for REMS quality products.

Made in Germany. Our own production plant is located in Waiblingen near Stuttgart, in the centre of Germany's high-tech industrial region. There highly modern equipment and facilities are available for research and development, for production and quality control. In addition to this there is a permanent staff of highly-qualified employees, who in part represent the 4th generation of service at REMS. They have the special level of knowledge and experience that is essential for the manufacture of quality products.

Quality means much more to REMS than simply dimensional accuracy and function. It is backed up by a comprehensive quality control system, which begins as early as the assessment of market needs and which is ever present during the product development and manufacture and continues with systematic quality analysis in the market. Furthermore the quality of the production processes is regularly monitored and affirmed by the testing agency that awards the GS safety sign.

All REMS products correspond with safety and accident prevention regulations and fulfil the respective appropriate European standards according to the terms of the EU directives. Additionally, with the exception of a few hand tools which are not safety relevant, all REMS products are checked and approved by independent testing agencies. All REMS products thereby meet an especially high standard with regard to work safety, functional safety and operational safety.



Permanent innovations in processes as well as investments in efficient CNC manufacturing systems engineering ensure that REMS products are amongst the best in the world.





Flexible assembly lines allow adjustment to the requirements of the customer at any time.

REMS is evaluated as having the largest number of training staff in the region. So it is able to maintain its own know-how at a high level.




Tightly defined test intervals during the whole manufacturing process as well as comprehensive function and safety checks after completion of the assembly ensure that no faulty product leaves the plant.

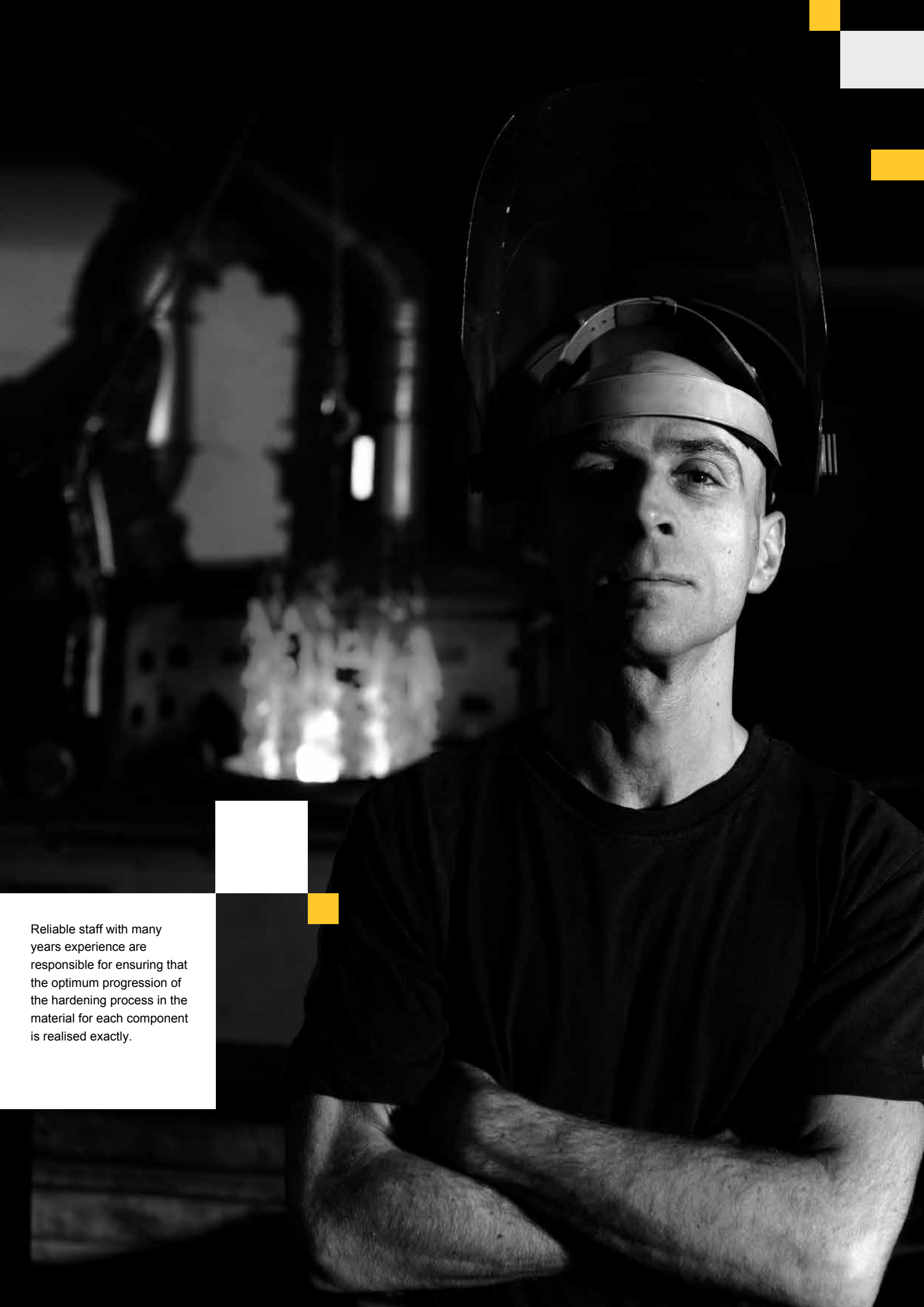

Reliable staff with many years experience are responsible for ensuring that the optimum progression of the hardening process in the material for each component is realised exactly.

# Nobody hardens metal better than us. Therefore, we do it ourselves.

Highly durable, safe in application and extremely resilient – a tool can only meet such demands if the components are perfectly hardened.



Our own heat treatment shop – an important aspect of the know-how and the secret of REMS quality tools.

An important cornerstone for the quality of REMS tools is laid in our own heat treatment shop. The decades of experience has provided important know-how and is the secret of REMS quality tools. The special heat treatment leads to an ideal combination of solidity and robustness and to an especially long durability, as, for example for threading dies, cutter wheels and pressing tongs. The heat treatment process is automatically monitored and permanently recorded by efficient computer technology. This allows a uniformly high product quality.



The proven, indestructible REMS quality threading dies. Of robust, especially hardened special steel.



REMS cutter wheels complement the special demands of the various materials. In particular the special hardening process determines the durability of the REMS cutter wheels.



The art of hardening:
It creates extremely resilient components for the highest demands.




Only two from every 45 employees in the logistics industry know that time is money. Speed and absolute reliability are the most important factors for delivery and service.

# REMS – for professionals.
# Excellent service. On location everywhere.

REMS produces machines and tools for professionals – the demands required are high. REMS fulfils its tasks with competence, responsibility and a first-rate service. This also includes the swift delivery as well as maintenance and repair work. A high degree of flexibility and absolute reliability are the basis for the excellent service.

The whole logistics organisation is oriented towards the needs of our customers. In order to be able deliver promptly REMS keeps more than 10,000 items ready in the central storage facility. All wear and replacement parts are always available. A service that keeps down-times to a minimum.

In the case of a repair the area-wide network of contracted customer service workshops is available for a rapid and professional repair. Highly-qualified and well-trained staff repair and maintain the machines and tools for our customers. After completion of the repair or Inspection the products are returned again to the customer by the fastest means.



Speed is a question of logistics. REMS keeps wear and replacement parts in stock in a 14,000 m² storage facility.



The demands at the building site are extreme – wear parts are worn, the need for repairs arises. The REMS customer services department is ready and flexible. There is an extensive service organisation in more than 25 countries.




Service is extremely important for REMS:
All demonstration vehicles for the more than 200 REMS specialist advisors are fitted with testing equipment with which the function test and force of pressure measurement for REMS radial presses can be carried out on location everywhere.




Product training in the REMS training centre: Become familiar with, compare, evaluate.

# REMS – business partner to the trade. Excellent advice for contented customers.

Only those who receive competent advice when purchasing find the individually best, economic solution for the tasks ahead. For this reason REMS assigns great significance to the product training of its own REMS specialist advisors and also the staff in the specialist stores.

In the REMS training centre, modern and fully-fitted demonstration, training and conference rooms are available in an area of 1,600 m². The practical-oriented training gives the staff of the specialist stores, in an understandable form, a broad basis and high specialist competence for product advice and successful sale. The detailed sales documentation with information relating to all necessary product specifications facilitate a swift product selection and are the basis for the simple and time-saving generation of offers.

This partnership with the specialist store also guarantees the user qualified, comprehensive product advice and excellent service.




REMS training centre in Waiblingen near Stuttgart.



Modern and fully-fitted demonstration rooms:
REMS creates many opportunities for the specialist-store staff to become familiar with the products.

Jens Schiek, one of more than 200 qualified REMS specialist advisors is flexible and, when needed, swiftly on location for training courses and presentations.



# REMS – Market strength through a consistent product and sales philosophy.

REMS' basis for market strength is technically-advanced and high-quality products as well as a product range tightly concentrated on high turnover units and highly competitive prices thanks to the rational, economical in-house production.

At the centre of the sales philosophy the principle has always been that REMS products are sold exclusively via specialist dealers. These are supported by REMS in many ways. REMS specialist advisors equipped with demonstration vehicles carry out product training on location and demonstrate the REMS products at on-site visits, counter demonstrations and at in-house exhibitions. They advise in the selection of the tools and find the most comfortable, reliable and economical solution in each individual situation.




The consistent sales philosophy is designed for long-term results, trust and predictability.




This is how installation professional become familiar with the product range in practice: The REMS specialist advisors are on the road with demonstration vehicles and demonstrate the machines and tools in real situations, directly on the building site.




The REMS product presentation system – the ideal opportunity for the specialist stores to optimally present the REMS products: touch – compare – select.

# Touch. Compare. Select.
# Promoting the mutual sale.

The participation at many national and international trade fairs, the advertising in trade magazines and the direct mail marketing to the user is highly valued by trade outlets as sales-promotion measures.

The attractive REMS product presentation system provides the trade outlet with an optimal presentation of the REMS products: Touch, compare, select. The individual stocking with REMS products is carried out with close cooperation between the REMS specialist advisors and the trade outlet.

The online information system at www.rems.de offers extensive opportunities to find out information about the REMS group, the REMS products and their application possibilities and operation. Furthermore, the user has access to the complete online catalogue and detailed technical documentation, information about current trade fair appearances and addresses of REMS contracted customer service workshops, download opportunities of sales documentation, operating instructions, parts lists, product illustrations and product films, opportunities to order sales documentation in various languages for postal dispatch, e-mail addresses for REMS contacts and much more.



The REMS products are exhibited and demonstrated at many national and international trade fairs.




Practical for the trade, clear for the customers – the REMS product presentation system.



The online information system at www.rems.de






Katrin and René Pflüger:

“High quality tools from REMS are our first choice for installation that conforms to standards.”

# One of more than 500,000 satisfied customers. With REMS products through the history of the company.

Pflüger Sanitär & Heizungstechnik GmbH was founded in 2002 by René Pflüger and he has managed the company ever since. The company very quickly became a reliable partner in the region. The range of services includes heating, ventilation and sanitary installations in administration, commercial and industrial buildings as well as in single family homes and apartment buildings. 27 highly qualified employees are available for competent consulting, meticulous planning and careful, on-time and, above all, budget-conscious execution.

“I had already worked successfully with machines and tools from REMS during my training. The easy handling and high quality of the products always impressed me so that it was only natural that my employees and I rely on the REMS brand in my newly founded company. We can use the wide range of products flexibly for our work and they always meet our high demands.”



“The demanding heating and sanitary installation in our projects require professional and reliable tools.”

REMS products are highly valued and used across the world because of their innovative technology and high standards of quality. REMS products are available in all locations where perfection in installation work is demanded.

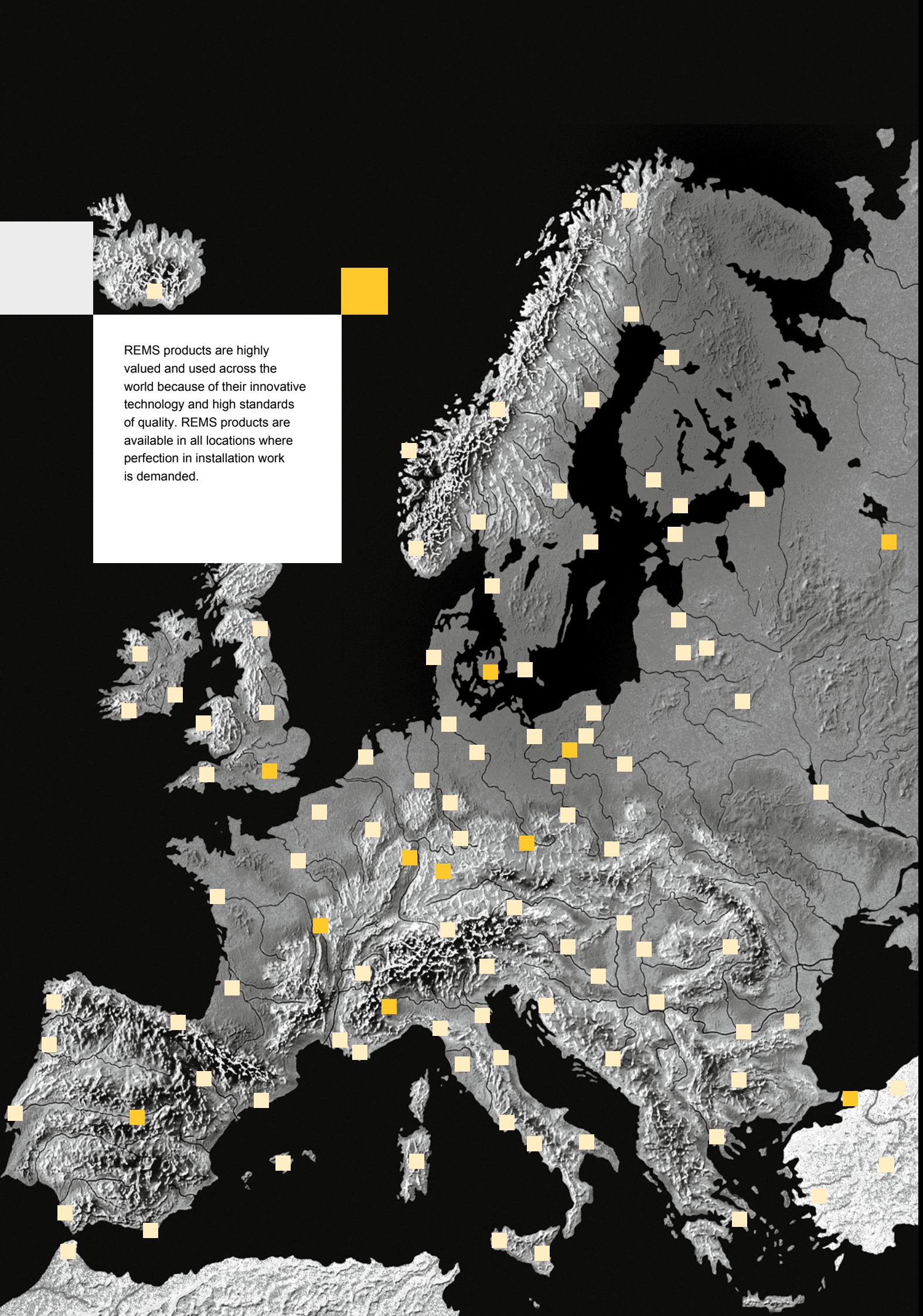

# More than 20,000 trade partners in Europe: REMS products are available locally everywhere.

Innovative products and a high standard of quality open new markets for REMS. In the last years the market area has been continuously build-up and extended. Reliable trade partners throughout Europe and beyond guarantee that ever more customers can be persuaded of the quality of REMS.




REMS sets benchmarks for quality throughout Europe – the sales are carried out through the tight network of reliable trade partners in the whole of Europe which are in turn supported by more than 200 well trained REMS specialist advisors.



Sales subsidiaries in many countries deliver optimum conditions for users and trade outlets.


6

# Threading
# Roll Grooving


| | | |
|---|---|---|
|  | Hand die stocks | 24 |
|  | Quick-change die heads S | 25 |
|  | Electric die stocks | 26 |
|  | Threading machines | 32 |
|  | Threading attachment | 41 |
|  | Semi-automatic threading machines | 42 |
|  | Pipe nipple chucks | 48 |
|  | Thread-cutting oil | 49 |
|  | Roll grooving attachments | 50 |
|  | Roll grooving machines | 52 |

# REMS eva

Hand die stock with
quick-change die heads

Proven quality die stock with excellent threading capabilities.

| | |
|---|---|
| Pipe threads | ⅛–2", 16–50 mm |
| Bolt threads | 6–30 mm, ¼–1" |

Thread types see page 30, 31.

**REMS eva – the plumber's die stock.**
**Excellent start-cutting and threading.**
**Steel ratchet lever, thickly plastic coated.**
**Only one type of quick-change die heads.**
**Indestructible quality dies.**




## System advantage
Large working range up to 1¼" and up to 2" with only **one** ratchet lever. Only **one** type of small, compact quick-change die heads and only **one** type of dies. The same quick-change die heads fit all REMS die stocks and other suitable makes of die stocks. Efficient and easy stocking. No confusion possible.

## Ratchet lever
Robust. Ratchet lever in steel, thickly plastic coated, for convenient operation. Serrated plastic handle for secure grip. Easy adjustment of ratchet rotation. Perfect, secure seating of quick-change die heads, fast and easy change.

## Quick-change die heads
Proven technology, high-grade material and precise machining of die head, dies and cover form a unit and ensure an excellent start-cutting performance and easy threading. No stalling of dies. Long, precise pipe guidance for perfect pipe centering. The chip holes which become wider at the outside enable good chip flow and clean threads. Quick-change die heads S for cutting pipe threads in hard-to-reach areas (page 25).

## Dies
The proven, indestructible REMS quality dies with precise cutting geometry ensure an excellent start-cutting performance, easy threading and clean threads. Dies in a high-quality special-grade steel, fully tempered and hardened, for extremely long die life.

## Thread-cutting oil
REMS Sanitol and REMS Spezial (page 49). Specially developed for threading. High cooling and lubricating effect. Essential for clean threads and longer service life of dies, tools and machines.

## Nipple-threading
Efficient with REMS Nippelspanner ⅜–2" (page 48).

German Quality Product




## Supply format

**REMS eva Set.** Hand die stock with quick-change die heads. For pipe threads ⅛–2", 16–50 mm, bolt threads 6–30 mm, ¼–1". For right and left-hand threads. 1 ratchet lever for the complete work range. Quick-change die heads with dies for pipe threads, tapered, ISO 7-1, EN 10226 (DIN 2999, BSPT) R right-hand respectively for threading electric conduit according to EN 60423 M.
In sturdy steel case or in a cardboard box.




| Description/Size | Art.-No. |
|---|---|
| **REMS eva Set in steel case** | |
| R ½-¾-1 | 520014 |
| R ½-¾-1-1¼ | 520015 |
| R ⅜-½-¾-1-1¼ | 520013 |
| R ½-¾-1-1¼-1½-2 | 520017 |
| R ⅜-½-¾-1-1¼-1½-2 | 520016 |
| M 16-20-25-32 (M × 1.5) | 520010 |
| M 20-25-32-40 (M × 1.5) | 520009 |
| **REMS eva Set in cardboard box** | |
| R ½-¾ | 520008 |
| R ½-¾-1 | 520004 |
| R ⅜-½-¾-1-1¼ | 520003 |

REMS eva Sets for left-hand threads and right and left-hand threads as well as for NPT threads available.

## Accessories

| Description | Art.-No. |
|---|---|
| **Ratchet lever** for complete work range | 522000 |
| **Quick-change die heads S** see page 25. | |
| **Quick-change die heads, dies, attachment heads for button dies,** see page 30–31. | |
| **Steel case** with inlay, for REMS eva ⅜–2" | 526050 |
| **Thread-cutting oil** see page 49. | |
| **REMS Nippelspanner ⅜–2"** see page 48. | |
| **REMS Aquila 3B,** pipe workstation with chain pipe vice on folding tripod stand, see page 94. | |
| **REMS Aquila WB,** chain pipe vice for workbench, see page 94. | |



# REMS quick-change die heads S

Accessories for REMS eva and other makes

For cutting pipe threads in hard-to-reach areas,
e.g. caved wall, lay bare pipes, trench.
Ideal for repair and renovation.

Pipe threads ⅜–1¼"

## REMS quick-change die heads S – the trouble shooter for hard-to-reach areas.

Quick-change die heads S with specially mounted dies.

Additional, precise pipe guidance at the cover side (Patent EP 0 875 327) ensure perfect pipe centering and easy start-cutting.

Extension of ratchet drive REMS eva for threading in caved areas.

Quick-change die heads S and extension fit into the ratchet lever REMS eva and other suitable die stocks.




German Quality Product




## Supply format

**Die heads S Set.** choice of quick-change die heads S for pipe threads tapered, right-hand ISO 7-1, EN 10226 (DIN 2999, BSPT) respectively Taper Pipe Thread ASME B1.20.1, Extension 300 mm. In sturdy steel case.

| Description | Art.-No. | |
|---|---|---|
| **Set R ⅜-½-¾** | 520025 | |
| **Set R ½-¾-1** | 520026 | |
| **Set NPT ½-¾-1** | 520056 | |



Accessories

| Description | Size | Art.-No. | |
|---|---|---|---|
| **Ratchet lever** for complete work range | | 522000 | |
| **Quick-change die heads S**<br>Pipe threads tapered, right ISO 7-1, EN 10226 (DIN 2999, BSPT) | R ⅜<br>R ½<br>R ¾<br>R 1<br>R 1¼ | <br>521026<br>521036<br>521046<br>521056<br>521066 | |
| **Extension** 300 mm | | 522051 | |
| **Steel case** with inlay for ratchet lever, 4 quick-change die heads S and extension. | | 526052 | |



# REMS Amigo E

Electric die stock with
quick-change die heads

Powerful, super handy electric tools for threading with unique support bracket. Ready to use anywhere, without vice. Ideal for repair, renovation, job site.

| | |
|---|---|
| Pipe threads | ⅛–1", 16–32 mm |

Thread types see page 30, 31.



German Quality Product

Tested by electrosuisse

## REMS Amigo E – the fastest, strongest and lightest up to 1".

### System advantage
Only **one** type of small, compact quick-change die heads and only **one** type of dies for all REMS die stocks. Thus efficient and easy stocking. No confusion possible.

### Support bracket
Solid, easy to use, supports the die stock against torque in both directions. Secure clamping through angular clamping spindle with self-supporting effect. Very simple mounting of die stock onto support bracket and pipe.

### Design
Compact, robust, job site-proven. Can be used anywhere, even without vice. Slender design for working in confined areas. Drive unit only 3.4 kg, without die head. No heavy top, therefore single-hand operation possible. Perfect, secure seating of quick-change die heads.

### Drive
Solid, compact, maintenance-free gear. Robust, powerful 950 W universal motor with 30 % power increase thanks to automatic carbon brush adjustment while changing the direction of rotation. Peak power input up to 1500 W. Fast threading time 35–27 rpm. Safety tip switch.

### Quick-change die heads
Proven technology, high-grade material and precise machining of die head, dies and cover form a unit and ensure an excellent start-cutting performance and easy threading. No stalling of dies. Long, precise pipe guidance for perfect pipe centering. The chip holes which become wider at the outside enable good chip flow and clean threads.

### Dies
The proven, indestructible REMS quality dies with precise cutting geometry ensure an excellent start-cutting performance, easy threading and clean threads. Dies in a high-quality special-grade steel, fully tempered and hardened, for extremely long die life.

### Thread-cutting oil
REMS Sanitol and REMS Spezial (page 49). Specially developed for threading. High cooling and lubricating effect. Essential for clean threads and longer service life of dies, tools and machines.

### Nipple-threading
Efficient with REMS Nippelspanner ⅜–1" (2") (page 48).

## Supply format

**REMS Amigo E Set.** Electric die stock with quick-change die heads. For pipe threads ⅛–1", 16–32 mm, bolt threads 6–30 mm, ¼–1". For right and left-hand threads. Drive unit with maintenance-free gear, powerful universal motor 230 V or 110 V, 50–60 Hz, 950 W, safety tip switch, power increase thanks to automatic carbon brush adjustment. Peak power input up to 1500 W. Right and left-hand rotation. Support bracket for both directions. REMS eva quick-change die heads for pipe threads, tapered, ISO 7-1, EN 10226 (DIN 2999, BSPT) R right-hand respectively for threading electric conduit according to EN 60423 M.
In sturdy steel case.

| Description | Art.-No. | |
|---|---|---|
| **Set R ½-¾-1** | 530013 | |
| **Set M 20-25-32** | 530014 | |

REMS Amigo E Set for NPT threads available.



Accessories

| Description | Art.-No. | |
|---|---|---|
| **Quick-change die heads, dies, attachment heads for button dies,** see page 30–31. | | |
| **REMS Amigo E drive unit** | 530003 | |
| **Support bracket** | 533000 | |
| **REMS REG St ¼–2",** pipe deburrer, see page 87. | 731700 | |
| **Dual purpose holder** for threading and sawing with REMS Amigo E, Amigo, Amigo 2 and REMS Tiger ANC | 543100 | |
| **Ratchet lever** see page 24. | 522000 | |
| **Thread-cutting oil** see page 49. | | |
| **REMS Nippelspanner ⅜–2"** see page 48. | | |
| **Steel case** with inlay | 536000 | |



# REMS Amigo

Electric die stock with quick-change die heads

Powerful, easy-to-operate electric tool for threading with unique support bracket. Ready for use anywhere, without vice. Ideal for repair, renovation, job site.

| | |
|---|---|
| Pipe threads | ⅛–1¼", 16–40 mm |
| Bolt threads | 6–30 mm, ¼–1" |

Thread types see page 30, 31.




German Quality Product

Tested by electrosuisse

## REMS Amigo – the smallest, lightest, strongest and fastest up to 1¼".

### System advantage
Only **one** type of small, compact quick-change die heads and only **one** type of dies for all REMS die stocks. Thus efficient and easy stocking. No confusion possible.

### Support bracket
Solid, easy to use, supports the die stock against torque in both directions. Secure clamping through angular clamping spindle with self-supporting effect. Very simple mounting of die stock onto support bracket and pipe.

### Design
Compact, robust, job site-proven. Can be used anywhere, even without vice. Slender design for working in confined areas. Drive unit only 3.5 kg, without die head. No heavy top, therefore single-hand operation possible. Perfect, secure seating of quick-change die heads.

### Drive
Solid, compact, maintenance-free gear. Robust, powerful 1200 W universal motor with 30 % power increase thanks to automatic carbon brush adjustment while changing the direction of rotation. Peak power input up to 1800 W. Fast threading time 35–27 rpm. Safety tip switch.

### Quick-change die heads
Proven technology, high-grade material and precise machining of die head, dies and cover form a unit and ensure an excellent start-cutting performance and easy threading. No stalling of dies. Long, precise pipe guidance for perfect pipe centering. The chip holes which become wider at the outside enable good chip flow and clean threads.

### Dies
The proven, indestructible REMS quality dies with precise cutting geometry ensure an excellent start-cutting performance, easy threading and clean threads. Dies in a high-quality special-grade steel, fully tempered and hardened, for extremely long die life.

### Thread-cutting oil
REMS Sanitol and REMS Spezial (page 49). Specially developed for threading. High cooling and lubricating effect. Essential for clean threads and longer service life of dies, tools and machines.

### Nipple-threading
Efficient with REMS Nippelspanner ⅜–1¼" (2") (page 48).



## Supply format

**REMS Amigo Set.** Electric die stock with quick-change die heads. For pipe threads ⅛–1¼", 16–40 mm, bolt threads 6–30 mm, ¼–1". For right and left-hand threads. Drive unit with maintenance-free gear, powerful universal motor 230 V or 110 V, 50–60 Hz, 1200 W, safety tip switch, power increase thanks to automatic carbon brush adjustment. Peak power input up to 1800 W. Right and left-hand rotation, overload protection switch. Support bracket for both directions. REMS eva quick-change die heads for pipe threads, tapered, ISO 7-1, EN 10226 (DIN 2999, BSPT) R right-hand respectively for threading electric conduit according to EN 60423 M. In sturdy steel case.

| Description | Art.-No. | |
|---|---|---|
| **Set R ½-¾-1-1¼** | 530020 | |
| **Set M 16-20-25-32 (M × 1,5)** | 530022 | |
| **Set M 20-25-32-40 (M × 1,5)** | 530023 | |

REMS Amigo Set for NPT threads available.

## Accessories

| Description | Art.-No. | |
|---|---|---|
| **Quick-change die heads, dies, attachment heads for button dies,** see page 30–31. | | |
| **REMS Amigo drive unit** | 530000 | |
| **Support bracket** | 533000 | |
| **REMS REG St ¼–2",** pipe deburrer, see page 87. | 731700 | |
| **Dual purpose holder** for threading and sawing with REMS Amigo E, Amigo, Amigo 2 and REMS Tiger ANC | 543100 | |
| **Ratchet lever** see page 24. | 522000 | |
| **Thread-cutting oil** see page 49. | | |
| **REMS Nippelspanner ⅜–2"** see page 48. | | |
| **Steel case** with inlay | 536000 | |



# REMS Amigo 2

Electric die stock with
quick-change die heads

Powerful, easy-to-operate electric tool for threading with unique support bracket. Ready for use any-where, without vice. Ideal for repair, renovation, job site.

| | |
|---|---|
| Pipe threads | ⅛–2", 16–50 mm |
| Bolt threads | 6–30 mm, ¼–1" |
| Pipe threads with REMS 4" automatic die head | 2½–4" |

Thread types see page 30, 31.




German Quality Product



Tested by electrosuisse

## REMS Amigo 2 – extremely strong up to 2".

### System advantage
Only **one** type of small, compact quick-change die heads and only **one** type of dies for all REMS die stocks. Thus efficient and easy stocking. No confusion possible.

### Support bracket
Solid, easy to use, supports the die stock against torque in both directions. Secure clamping through angular clamping spindle with self-supporting effect. Very simple mounting of die stock onto support bracket and pipe.

### Design
Compact, robust, job site-proven. Can be used anywhere, even without vice. Slender design for working in confined areas. Drive unit only 6.5 kg, without die head. Perfect seating of quick-change die heads.

### Drive
Solid, maintenance-free gear. Robust 1700 W universal motor with 30 % power increase thanks to automatic carbon brush adjustment while changing the direction of rotation. Fast threading time 30–18 rpm. Safety tip switch.

### Quick-change die heads
Proven technology, high-grade material and precise machining of die head, dies and cover form a unit and ensure an excellent start-cutting performance and easy threading. No stalling of dies. Long, precise pipe guidance for perfect pipe centering. The chip holes which become wider at the outside enable good chip flow and clean threads.

### Dies
The proven, industructible REMS quality dies with precise cutting geometry ensure an excellent start-cutting performance, easy threading and clean threads. Dies in a high-quality special-grade steel, fully tempered and hardened, for extremely long die life.

### Thread-cutting oil
REMS Sanitol and REMS Spezial (page 49). Specially developed for threading. High cooling and lubricating effect. Essential for clean threads and longer service life of dies, tools and machines.

### Nipple-threading
Efficient with REMS Nippelspanner ⅜–1" (2") (page 48).

## Supply format

**REMS Amigo 2 Set.** Electric die stock with quick-change die heads. For pipe threads ⅛–2", 16–50 mm, bolt threads 6–30 mm, ¼–1". For right and left-hand threads. Drive unit with maintenance-free gear, powerful universal motor 230 V or 110 V, 50–60 Hz, 1700 W, safety tip switch, power increase thanks to automatic carbon brush adjustment, right and left-hand rotation. Support bracket for both directions. REMS eva quick-change die heads for pipe threads, tapered, ISO 7–1, EN 10226 (DIN 2999, BSPT) R right-hand respectively for threading electric conduit according to EN 60423 M. In sturdy steel case.

| Description | Art.-No. | |
|---|---|---|
| **Set R ½-¾-1-1¼-1½-2** | 540020 | |
| **Set M 20-25-32-40-50 (M × 1.5)** | 540022 | |

REMS Amigo 2 Set for NPT threads available.
Other voltages on request.



## Accessories

| Description | Art.-No. | |
|---|---|---|
| **Quick-change die heads, dies, attachment heads for button dies,** see page 30–31. | | |
| **REMS Amigo 2 drive unit** | 540000 | |
| **Support bracket Amigo 2** | 543000 | |
| **REMS REG St ¼–2",** pipe deburrer, see page 87. | 731700 | |
| **Dual purpose holder** for threading and sawing with REMS Amigo E, Amigo, Amigo 2 and REMS Tiger ANC | 543100 | |
| **Ratchet lever** see page 24. | 522000 | |
| **Thread-cutting oil** see page 49. | | |
| **REMS Nippelspanner ⅜–2"** see page 48. | | |
| **REMS 4" automatic die head,** 2½–4", see page 41. | | |
| **Steel case** with inlay | 546000 | |



# REMS Amigo 2 Compact

Electric die stock with quick-change die heads

Powerful, easy-to-operate electric tool for threading with unique support bracket. Ready for use any-where, without vice. Ideal for repair, renovation, job site.

| | |
|---|---|
| Pipe threads | ⅛–2", 16–50 mm |
| Bolt threads | 6–30 mm, ¼–1" |

Thread types see page 30, 31.




German Quality Product



Tested by electrosuisse

## REMS Amigo 2 Compact – The smallest and lightest up to 2".

### System advantage
Only **one** type of small, compact quick-change die heads and only **one** type of dies for all REMS die stocks. Thus efficient and easy stocking. No confusion possible.

### Support bracket
Solid, easy to use, supports the die stock against torque in both directions. Secure clamping through angular clamping spindle with self-supporting effect. Very simple mounting of die stock onto support bracket and pipe.

### Design
Compact, robust, job site-proven. Can be used anywhere, even without vice. Slender design for working in confined areas. Drive unit only 4.9 kg, without die head. Perfect seating of quick-change die heads.

### Drive
Solid, maintenance-free gear. Robust 1200 W universal motor with 30 % power increase thanks to automatic carbon brush adjustment while changing the direction of rotation. Peak power input up to 1800 W. Fast threading time 30–18 rpm. Safety tip switch.

### Quick-change die heads
Proven technology, high-grade material and precise machining of die head, dies and cover form a unit and ensure an excellent start-cutting performance and easy threading. No stalling of dies. Long, precise pipe guidance for perfect pipe centering. The chip holes which become wider at the outside enable good chip flow and clean threads.

### Dies
The proven, industructible REMS quality dies with precise cutting geometry ensure an excellent start-cutting performance, easy threading and clean threads. Dies in a high-quality special-grade steel, fully tempered and hardened, for extremely long die life.

### Thread-cutting oil
REMS Sanitol and REMS Spezial (page 49). Specially developed for threading. High cooling and lubricating effect. Essential for clean threads and longer service life of dies, tools and machines.

### Nipple-threading
Efficient with REMS Nippelspanner ⅜–1" (2") (page 48).

## Supply format

**REMS Amigo 2 Compact Set.** Electric die stock with quick-change die heads. For pipe threads ⅛–2", 16–50 mm, bolt threads 6–30 mm, ¼–1". For right and left-hand threads. Drive unit with maintenance-free gear, powerful universal motor 230 V or 110 V, 50–60 Hz, 1200 W, safety tip switch, power increase thanks to automatic carbon brush adjustment. Peak power input up to 1800 W. Right and left-hand rotation. Overload protection. Support bracket for both directions. REMS eva quick-change die heads for pipe threads, tapered, ISO 7-1, EN 10226 (DIN 2999, BSPT) R right-hand respectively for threading electric conduit according to DIN DN 60423 M. In sturdy steel case.

| Description | Art.-No. | |
|---|---|---|
| **Set R ½-¾-1-1¼** | 540023 | |
| **Set R ½-¾-1-1¼-1½-2** | 540024 | |
| **Set M 20-25-32-40-50 (M × 1,5)** | 540025 | |

REMS Amigo 2 Compact Set for NPT threads available.
Other voltages on request.



Accessories

| Description | Art.-No. | |
|---|---|---|
| **Quick-change die heads, dies, attachment heads for button dies,** see page 30–31. | | |
| **REMS Amigo 2 Compact drive unit** | 540001 | |
| **Support bracket Amigo 2 Compact** | 543010 | |
| **REMS REG St ¼–2",** pipe deburrer, see page 87. | 731700 | |
| **Ratchet lever** see page 24. | 522000 | |
| **Thread-cutting oil** see page 49. | | |
| **REMS Nippelspanner ⅜–2"** see page 48. | | |
| **Steel case** with inlay | 546000 | |



# REMS quick-change die heads

Accessories for REMS die stocks and other makes

## REMS quick-change die heads

Proven technology, high-grade material and precise machining of die head, dies and cover form a unit and ensure an excellent start-cutting performance and easy threading. No stalling of dies. Long, precise pipe guidance for perfect pipe centering. The chip holes which become wider at the outside enable good chip flow and clean threads.

| Thread type | Size | Art.-No. |
|---|---|---|
| Pipe threads R tapered, right-hand<br>ISO 7-1, EN 10226<br>(DIN 2999, BSPT) | R ⅛<br>R ¼<br>R ⅜<br>R ½<br>R ¾<br>R 1<br>R 1¼<br>R 1½<br>R 2 | 521000<br>521010<br>521020<br>521030<br>521040<br>521050<br>521060<br>521070<br>521080 |
| Pipe threads R tapered, left-hand<br>ISO 7-1, EN 10226<br>(DIN 2999, BSPT) | R ⅛ LH<br>R ¼ LH<br>R ⅜ LH<br>R ½ LH<br>R ¾ LH<br>R 1 LH<br>R 1¼ LH<br>R 1½ LH<br>R 2 LH | 521100<br>521110<br>521120<br>521130<br>521140<br>521150<br>521160<br>521170<br>521180 |
| Pipe threads NPT tapered, right-hand<br>Taper Pipe Thread ASME B1.20.1 | NPT ⅛<br>NPT ¼<br>NPT ⅜<br>NPT ½<br>NPT ¾<br>NPT 1<br>NPT 1¼<br>NPT 1½<br>NPT 2 | 521200<br>521210<br>521220<br>521230<br>521240<br>521250<br>521260<br>521270<br>521280 |
| Threads M for electric conduit<br>EN 60423 | M 16 × 1.5<br>M 20 × 1.5<br>M 25 × 1.5<br>M 32 × 1.5<br>M 40 × 1.5<br>M 50 × 1.5 | 521300<br>521310<br>521320<br>521330<br>521340<br>521350 |




Right-hand pipe thread




Left-hand pipe thread

German Quality Product

# REMS dies

Accessories for REMS die stocks

## REMS dies

The proven, indestructible REMS quality dies with precise cutting geometry ensure an excellent start-cutting performance, easy threading and clean threads. Dies in a high-quality special-grade steel, fully tempered and hardened, for extremely long die life.

| Thread type | Size | Art.-No. |
|---|---|---|
| Pipe threads R tapered, right-hand<br>ISO 7-1, EN 10226<br>(DIN 2999, BSPT) | R ⅛<br>R ¼<br>R ⅜<br>R ½<br>R ¾<br>R 1<br>R 1¼<br>R 1½<br>R 2 | 521002<br>521012<br>521022<br>521032<br>521042<br>521052<br>521062<br>521072<br>521082 |
| Pipe threads R tapered, left-hand<br>ISO 7-1, EN 10226<br>(DIN 2999, BSPT) | R ⅛ LH<br>R ¼ LH<br>R ⅜ LH<br>R ½ LH<br>R ¾ LH<br>R 1 LH<br>R 1¼ LH<br>R 1½ LH<br>R 2 LH | 521102<br>521112<br>521122<br>521132<br>521142<br>521152<br>521162<br>521172<br>521182 |
| Pipe threads NPT tapered, right-hand<br>Taper Pipe Thread ASME B1.20.1 | NPT ⅛<br>NPT ¼<br>NPT ⅜<br>NPT ½<br>NPT ¾<br>NPT 1<br>NPT 1¼<br>NPT 1½<br>NPT 2 | 521202<br>521212<br>521222<br>521232<br>521242<br>521252<br>521262<br>521272<br>521282 |
| Threads M for electric conduit<br>EN 60423 | M 16 × 1.5<br>M 20 × 1.5<br>M 25 × 1.5<br>M 32 × 1.5<br>M 40 × 1.5<br>M 50 × 1.5 | 521302<br>521312<br>521322<br>521332<br>521342<br>521352 |




German Quality Product







## Attachment heads

Attachment heads for incorporating standard, round button dies of all thread types. Locking of button dies to the attachment head with stud bolt.

| Description | Size | Art.-No. |
|---|---|---|
| Attachment head for button dies | Ø 65 mm | 731200 |
| Attachment head for button dies | G 1¼ | 731250 |
| Attachment head for button dies | Ø 105 mm | 541401 |



## Intermediate rings

Intermediate rings for different outside diameters of button dies.

| Description | Size | I.D. mm | Art.-No. |
|---|---|---|---|
| Intermediate rings to attachment head 731200 without intermediate ring | M 6–9 | 20/25 | 731205 |
| | M 10–11 | 30 | 731210 |
| | M 12–14 (Pg 7–9) | 38 | 731220 |
| | M 16–20 (Pg 11–13.5) | 45 | 731230 |
| | M 22–24 (Pg 16) | 55 | 731240 |
| | M 27–30 (Pg 21–29) | 65 | |
| Intermediate rings to attachment head 541401 without intermediate ring | Ø 65/105 (Pg 21–29) | 65 | 541404 |
| | Ø 75/105 | 75 | 541406 |
| | Ø 90/105 (Pg 36) | 90 | 541410 |
| | Pg 42–48 | 105 | |



## Guide bushings

Guide bushings for easy and concentric start-cutting.

| Description | Size | Art.-No. |
|---|---|---|
| Guide bushings to attachment head 731200 | Ø 6 | 731301 |
| | Ø 8 | 731302 |
| | Ø 10 | 731303 |
| | Ø 12 | 731304 |
| | Ø 14 | 731305 |
| | Ø 16 | 731306 |
| | Ø 18 | 731307 |
| | Ø 20 | 731308 |
| | Ø 22 | 731309 |
| | Ø 24 | 731310 |
| | Ø 27 | 731311 |
| | Ø 30 | 731312 |
| | Ø 12.8 (Pg 7) | 731320 |
| | Ø 15.5 (Pg 9) | 731321 |
| | Ø 18.9 (Pg 11) | 731322 |
| | Ø 20.7 (Pg 13.5) | 731323 |
| | Ø 22.8 (Pg 16) | 731324 |
| | Ø 28.6 (Pg 21) | 731325 |
| | Ø 37.3 (Pg 29) | 731326 |
| Guide bushings to attachment head 541401 | Ø 28.6 (Pg 21) | 541413 |
| | Ø 37.3 (Pg 29) | 541414 |
| | Ø 47.3 (Pg 36) | 541415 |
| | Ø 54.3 (Pg 42) | 541416 |



German Quality Product

# REMS Tornado

Threading machine

| | |
|---|---|
| Proven high performance machine for threading, cutting, deburring, threading of nipples, roll grooving. For installation, metalworking, industry. For job site and workshop. | |
| Pipe threads | (1/16) 1/8–2", 16–63 mm |
| Bolt threads | (6) 10–60 mm, 1/4–2" |
| Pipe threads with REMS 4" automatic die head | 2½–4" |
| Thread types see page 40. | |
| Pipe grooving with REMS roll grooving attachment | DN 25–300 1–12" |

**REMS Tornado – a class of its own.**
**Automatic chuck. Universal automatic die head.**
**Automatic lubrication and cooling.**

## Operating principle
Rotating material - stationary tools.

## Design
Robust, job site-proven. Favourable size and weight, e.g. REMS Tornado 2000 complete only 50 kg. Large work and chip compartment. Easy handling of chip tray. Adjustable height material support.
2 versions:
– Portable version with 3 tubular legs, with removable large oil basin and chip tray.
– Version T with integrated, even larger oil basin and chip tray. For workbench. Stand, collapsible wheel stand or wheel stand with material shelf, as an accessory, for easy transport, optimum working height and stable positioning.

## Drive
Extremely powerful and fast, e.g. R 2" thread in only 15 s.
Completely maintenance-free gear which runs in a sealed oil bath.

Choice of 3 powerful motors:
– Strong universal motor, 1700 W. verload protection. Spindle speed 53 rpm.
– Pole-reversible capacitor motor, 2100 W. Overload protection. 2 spindle speeds 52 and 26 rpm, also under full load. **Extremely quiet running.**
– Pole-reversible 3~induction motor, 2000 W. Overload protection. 2 spindle speeds 52 and 26 rpm, also under full load. **Extremely quiet running.**

Operator-friendly safety foot switch with emergency-stop, 2-step. Foot switch, can be loaded with the full body weight during operation.

## Automatic chuck
2 automatic chucks with self-centering clamping jaws for easy and fast clamping and release of the material. Self-tightening, hence maximum clamping force. No slipping of pipes.

## Automatic lubrication and cooling
Robust, proven oil pump with high pumping volume. Optimized oil distribution directly onto the threading point through the die head ensures clean threads and long service life of dies, gear and motor.

## Universal automatic die head
Only **one** universal automatic die head for all threads, including long threads; automatic opening with automatic thread-length-stop for tapered threads. Fast and easy adjustment of thread size. Easy-to-read thread-size scale. Simple and fast change of dies through lock-in positioning in die holder.

## Dies
The proven, indestructible REMS quality dies with precise cutting geometry ensure an excellent start-cutting performance, easy threading and clean threads. Dies in a high-quality special-grade steel, fully tempered and hardened, for extremely long die life.

## Pipe cutter
Self centering. Robust body made of forged steel. Ergonomic, wide handle for powerful infeed of spindle. Specially hardened cutter wheel in tough-hard REMS die-steel ensures long service life.

## Inner pipe deburrer
Robust, easy-to-handle deburring device with adjustable deburring positioning. Specially hardened and designed deburring blade ensures easy deburring and extremely long service life. Two cutting edges for optimum chip flow, specially for small diameters.

## Thread-cutting oil
REMS Sanitol and REMS Spezial (page 49). Specially developed for threading. High cooling and lubricating effect. Essential for clean threads and longer service life of dies, tools and machines.

## REMS 4"automatic die head
for pipe threads 2½–4" (page 41).




German Quality Product





Choice of 3 powerful motors.



# REMS Tornado

Threading machine

## Nipple-threading

Efficient with the automatic internal clamping REMS Nippelfix ½–2" (4") or with the manual internal clamping REMS Nippelspanner ⅜–2" (page 48).

## REMS roll grooving attachment

Robust, compact roll grooving attachment with oil hydraulic in-feed for pipe grooving of grooved coupling systems DN 25–300, 1–12" (page 50).



## Supply format

**REMS Tornado.** Threading machine for pipe threads (1/16) ⅛–2", 16–63 mm, bolt threads (6) 10–60 mm, ¼–2". With maintenance-free gear, safety foot switch with emergency-stop, 2 automatic chucks, automatic lubrication and cooling. With tool set consisting of one universal automatic die head for all threads, also long threads, automatic opening, with automatic thread-length-stop for tapered threads. Dies for pipe threads, tapered, ISO 7-1, EN 10226 (DIN 2999, BSPT) R ½–¾" and R 1–2" right-hand, pipe cutter, inner pipe deburrer, pressing lever, adjustable height material support. Choice of 3 motors. Portable version with 3 tubular legs, with removable, large oil and chip tray. Version T with integrated, even bigger oil tray and chip tray, for workbench, stand, collapsible wheel stand or wheel stand with material shelf. In a carton.

| Description | Version | Art.-No. | |
|---|---|---|---|
| **2000** | Universal motor 230 V or 110 V, 50–60 Hz, 1700 W. 53 rpm. Portable, 3 legs. | 340200 | |
| **2010** | Pole-reversible capacitor, motor 230 V, 50 Hz, 2100 W. 52/26 rpm, also under full load. Extremely quiet running. Portable, 3 legs. | 340201 | |
| **2020** | Pole-reversible 3~ induction motor 400 V, 50 Hz, 2000 W. 52/26 rpm, also under full load. Extremely quiet running. Portable, 3 legs. | 340202 | |
| **2000 T** | Universal motor 230 V or 110 V, 50–60 Hz, 1700 W. 53 rpm For work bench, stand or wheel stand. | 340206 | |
| **2010 T** | Pole-reversible capacitor motor 230 V, 50 Hz, 2100 W. 52/26 rpm, also under full load. Extremely quiet running. For work bench, stand or wheel stand. | 340207 | |
| **2020 T** | Pole-reversible 3~ induction motor 400 V, 50 Hz, 2000 W. 52/26 rpm, also under full load. Extremely quiet running. For work bench, stand or wheel stand. | 340208 | |

Other voltages and NPT versions on request.



Wheel stand (accessory)

## Accessories

| Description | Art.-No. | |
|---|---|---|
| **Stand** | 344105 | |
| **Collapsible wheel stand** | 344150 | |
| **Wheel stand** with material shelf | 344100 | |
| **Dies** see page 40. | | |
| **Universal automatic die head 1/16–2"** quick-change die head instead of changing the dies | 341000 | |
| **REMS 4"automatic die head** for pipe threads 2½–4", see page 41. | | |
| **REMS cutter wheel St ⅛–4", s 8** | 341614 | |
| **Thread-cutting oil** see page 49. | | |
| **Nipple holder** see page 48. | | |
| **REMS Herkules** material supports, see page 96. | | |
| **REMS roll grooving attachment** for pipe grooving, see page 50. | 347000 | |



# REMS Magnum (up to 2") Threading machine

Robust, compact high performance machine for threading, cutting, deburring, threading of nipples, roll grooving. For installation, metalworking, industry. For job site and workshop.

| | |
|---|---|
| Pipe threads | (1/16) ⅛–2", 16–63 mm |
| Bolt threads | (6) 8–60 mm, ¼–2" |
| Pipe threads with REMS 4" automatic die head | 2½–4" |
| Thread types see page 40. | |
| Grooving of pipes with REMS roll grooving attachment | DN 25–300 1–12" |



German Quality Product

## REMS Magnum – the compact up to 2".

### Operating principle
Rotating material – stationary tools.

### Design
Robust, compact, job site-proven design. Favorable size and weight, e.g. REMS Magnum 2000 L-T only 57 kg. Large work and chip compartment. Tool support.
2 versions:
– Light version L-T with removable large oil basin and chip tray.
– Version T with integrated, even larger oil basin and chip tray.
For workbench. Stand, collapsible wheel stand or wheel stand with material shelf, as an accessory, for easy transport, optimum working height and stable positioning.

### Drive
Extremely powerful and fast, e.g. thread R 2" in only 15 s.
Completely maintenance-free gear which runs in a sealed oil bath.

Choice of 3 powerful motors:
– Strong universal motor, 1700 W.
Overload protection. Spindle speed 53 rpm.
– Pole-reversible capacitor motor, 2100 W.
Overload protection. 2 spindle speeds 52 and 26 rpm, also under full load. **Extremely quiet running.**
– Pole-reversible 3~ induction motor, 2000 W.
Overload protection. 2 spindle speeds 52 and 26 rpm, also under full load. **Extremely quiet running.**

Operator-friendly safety foot switch with emergency-stop, 2-step. Foot switch, can be loaded with the full body weight during operation.

### Chuck
Proven quick-action hammer chuck, self-tightening. No slipping of pipes. Large space between chuck and centering device ensures secure clamping of long pipes. Rear centering device for alignment of the material.

### Automatic lubrication and cooling
Robust, proven oil pump with high pumping volume. Optimized oil distribution directly onto the threading point through the die head ensures clean threads and long service life of dies, gear and motor.

### Universal automatic die head
Only **one** universal automatic die head for all threads, including long threads; automatic opening with automatic thread-length-stop for tapered threads. Fast and easy adjustment of thread size. Simple and fast change of dies through lock-in positioning in die holder.

### Dies
The proven, indestructible REMS quality dies with precise cutting geometry ensure an excellent start-cutting performance, easy threading and clean threads. Dies in a high-quality special-grade steel, fully tempered and hardened, for extremely long die life.

### Pipe cutter
Self centering. Robust body made of forged steel. Ergonomic, wide handle for powerful infeed of spindle. Specially hardened cutter wheel in tough-hard REMS die-steel ensures long service life.

### Inner pipe deburrer
Robust, easy-to-handle deburring device for adjustable deburring positioning. Specially hardened and designed deburring blade ensures easy deburring and extremely long service life. Two cutting edges for optimum chip flow, specially for small diameters.

### Thread-cutting oil
REMS Sanitol and REMS Spezial (page 49). Specially developed for threading. High cooling and lubricating effect. Essential for clean threads and longer service life of dies, tools and machines.

### REMS 4"automatic die head
for pipe threads 2½–4" (page 41).

### Nipple-threading
Efficient with automatic internal clamping REMS Nippelfix ½–2" (4") or with manual internal clamping REMS Nippelspanner ⅜–2" (page 48).

### REMS roll grooving attachment
Robust, compact roll grooving attachment with oil hydraulic in-feed for pipe grooving of grooved coupling systems DN 25–300, 1–12" (page 50).



Choice of 3 powerful motors.



# REMS Magnum (up to 2") Threading machine



Stand
(Accessory)



Wheel stand
(accessory)

## Supply format

**REMS Magnum.** Threading machine for pipe threads (1/16) 1/8–2", 16–63 mm, bolt thread (6) 8–60 mm, 1/4–2". With maintenance-free gear, safety foot switch with emergency-stop, self-tightening quick-action hammer chuck, rear centering device, automatic lubrication and cooling. With complete tool set consisting of one universal automatic die head for all threads, also long threads; automatic opening, with automatic thread-length-stop for tapered threads, dies for pipe threads, tapered, ISO 7-1, EN 10226 (DIN 2999, BSPT) R 1/2–3/4" and R 1–2" right-hand, pipe cutter, inner pipe deburrer, pressing lever. Tool support. Choice of 3 motors. Version L-T with removable large oil basin and chip tray. Version T with integrated, even bigger oil tray and chip tray, for workbench, stand, collapsible wheel stand or wheel stand with material shelf. In a carton

| Description | Version | Art.-No. | |
|---|---|---|---|
| **2000 L-T** | Universal motor 230 V or 110 V, 50–60 Hz, 1700 W. 53 rpm. | 340226 | |
| **2010 L-T** | Pole-reversible capacitor motor 230 V, 50 Hz, 2100 W. 52/26 rpm, also under full load. Extremely quiet running. | 340227 | |
| **2020 L-T** | Pole-reversible 3~ induction motor 400 V, 50 Hz, 2000 W. 52/26 rpm, also under full load. Extremely quiet running. | 340228 | |
| **2000 T** | Universal motor 230 V or 110 V, 50–60 Hz, 1700 W. 53 rpm. | 340220 | |
| **2010 T** | Pole-reversible capacitor motor 230 V, 50 Hz, 2100 W. 52/26 rpm, also under full load. Extremely quiet running. | 340221 | |
| **2020 T** | Pole-reversible 3~ induction motor 400 V, 50 Hz, 2000 W. 52/26 rpm, also under full load. Extremely quiet running. | 340222 | |

Other voltages and NPT versions on request.



Collapsible wheel stand
(Accessory)

Accessories

| Description | Art.-No. | |
|---|---|---|
| **Stand** | 344105 | |
| **Collapsible wheel stand** | 344150 | |
| **Wheel stand** with material shelf | 344100 | |
| **Dies** see page 40. | | |
| **Universal automatic die head 1/16–2"** quick-change die head instead of changing the dies | 341000 | |
| **REMS 4" automatic die head** for pipe threads 2½–4", see page 41. | | |
| **REMS cutter wheel St 1/8–4", s 8** | 341614 | |
| **Thread-cutting oil** see page 49. | | |
| **Nipple holder** see page 48. | | |
| **REMS Herkules** material supports, see page 96. | | |
| **REMS roll grooving attachment** for pipe grooving, see page 50. | 347000 | |



# REMS Magnum (up to 3") Threading machine

Robust, compact high performance machine for threading, cutting, deburring, threading of nipples, roll grooving. For installation, metalworking, industry. For job site and workshop.

| | |
|---|---|
| Pipe threads | (1/16) ½–3", 16–63 mm |
| Bolt threads | (6) 20–60 mm, ½–2" |
| Thread types see page 40. | |
| Pipe grooving with REMS roll grooving attachment | DN 25–300 1–12" |

**REMS Magnum – the super machine up to 3". Exceptionally round and clean threads up to 3" by using 5 threading dies.**

## Operating principle
Rotating material – stationary tools.

## Design
Robust, compact, job site-proven design. Favorable size and weight, e.g. REMS Magnum 3000 L-T only 79 kg. Large work and chip compartment. Tool support.
2 versions:
– Light version L-T with removable large oil basin and chip tray.
– Version T with integrated, even larger oil basin and chip tray.
For workbench. Stand or wheel stand with material support, as accessory, for easy transport, optimum work height and secure standing.

## Drive
Extremely powerful and fast. Completely maintenance-free gear which runs in a sealed oil bath.

Choice of 3 powerful motors:
– Strong universal motor, 1700 W.
  Overload protection. Spindle speed 23 rpm.
– Pole-reversible capacitor motor, 2100 W.
  Overload protection. 2 spindle speeds 20 and 10 rpm, also under full load. **Extremely quiet running.**
– Pole-reversible 3~ induction motor, 2000 W.
  Overload protection. 2 spindle speeds 20 and 10 rpm, also under full load. **Extremely quiet running.**

Operator-friendly safety foot switch with emergency-stop, 2-step.
Foot switch,can be loaded with the full body weight during operation.

## Chuck
Proven quick-action hammer chuck, self-tightening. No slipping of pipes. Large space between chuck and centering device ensures secure clamping of long pipes. Rear centering device for alignment of the material.

## Automatic lubrication and cooling
Robust, proven oil pump with high pumping volume. Optimized oil distribution directly onto the threading point through the die head ensures clean threads and long service life of dies, gear and motor.

## Universal automatic die head
Only 1 universal automatic die head each for the sizes 1/16–2" and 2½–3" for all threads, including long threads; automatic opening with automatic thread-length-stop for tapered threads. 5 dies 2½–3" ensure a favourable distribution of the cutting force onto the pipe, hence round and clean threads. Fast and easy adjustment of thread size. Simple and fast change of dies through lock-in positioning in die holder.

## Dies
The proven, indestructible REMS quality dies with precise cutting geometry ensure an excellent start-cutting performance, easy threading and clean threads. Dies in a high-quality special-grade steel, fully tempered and hardened, for extremely long die life.

## Pipe cutter
Self centering. Robust body made of forged steel. Ergonomic, wide handle for powerful infeed of spindle. Specially hardened cutter wheel in tough-hard REMS die-steel ensures long service life.

## Inner pipe deburrer
Robust, easy-to-handle deburring device for adjustable deburring positioning. Specially hardened and designed deburring blade ensures easy deburring and extremely long service life. Two cutting edges for optimum chip flow, specially for small diameters.

## Tool sets
For 2½–3" and ¼–2" one complete tool set each adapted to the work range with universal die head, pipe cutter, inner-pipe-deburring device, pressing lever, dies.




German Quality Product



Choice of 3 powerful motors.



# REMS Magnum (up to 3") Threading machine

## Thread-cutting oil
REMS Sanitol and REMS Spezial (page 49). Specially developed for threading. High cooling and lubricating effect. Essential for clean threads and longer service life of dies, tools and machines.

## Nipple-threading
Efficient with automatic internal clamping REMS Nippelfix ½–3" (4") or with manual internal clamping REMS Nippelspanner (page 48).

## REMS roll grooving attachment
Robust, compact roll grooving attachment with oil hydraulic in-feed for pipe grooving of grooved coupling systems DN 25–300, 1–12" (page 50).



Stand (Accessory)

## Supply format

**REMS Magnum.** Threading machine for pipe threads (1/16) ½–3", 16–63 mm, bolt threads (6) 20–60 mm, ½–2". With maintenance-free gear, safety foot switch with emergency-stop, self-tightening quick-action hammer chuck, rear centering device, automatic lubrication and cooling. With tool sets 1/16–2" and/or 2½–3", each consisting of universal automatic die head for all threads, also long threads; automatic opening, with automatic thread-length-stop for tapered threads, dies for pipe threads, tapered, ISO 7-1, EN 10226 (DIN 2999, BSPT) R right-hand, pipe cutter, inner pipe deburrer, pressing lever. Tool support. Choice of 3 motors. Version L-T with removable large oil basin and chip tray. Version T with integrated, even larger oil basin and chip tray. For workbench, stand or wheel stand with material support. In a box.

| Description | Version/Equipment | Art.-No. | |
|---|---|---|---|
| **3000 L-T** | Universal motor 230 V or 110 V, 50–60 Hz, 1700 W. 23 rpm.<br>**Equipment R 2½–3**<br>**Equipment R ½–3** | <br>380303<br>380309 | |
| **3010 L-T** | Pole-reversible capacitor motor 230 V, 50 Hz, 2100 W. 20/10 rpm, also under full load. Extremely quiet running.<br>**Equipment R 2½–3**<br>**Equipment R ½–3** | <br>380304<br>380310 | |
| **3020 L-T** | Pole-reversible 3~ induction motor 400 V, 50 Hz, 2000 W. 20/10 rpm, also under full load. Extremely quiet running.<br>**Equipment R 2½–3**<br>**Equipment R ½–3** | <br>380305<br>380311 | |
| **3000 T** | Universal motor 230 V or 110 V, 50–60 Hz, 1700 W. 23 rpm.<br>**Equipment R 2½–3**<br>**Equipment R ½–3** | <br>380306<br>380312 | |
| **3010 T** | Pole-reversible capacitor motor 230 V, 50 Hz, 2100 W. 20/10 rpm, also under full load. Extremely quiet running.<br>**Equipment R 2½–3**<br>**Equipment R ½–3** | <br>380307<br>380313 | |
| **3020 T** | Pole-reversible 3~ induction motor 400 V, 50 Hz, 2000 W. 20/10 rpm, also under full load. Extremely quiet running.<br>**Equipment R 2½–3**<br>**Equipment R ½–3** | <br>380308<br>380314 | |

Other voltages and NPT versions on request.



Wheel stand (accessory)

Accessories

| Description | Art.-No. | |
|---|---|---|
| **Stand** | 344105 | |
| **Wheel stand** with material shelf | 344100 | |
| **Dies** see page 40. | | |
| **Tool set 1/16–2" complete** with universal automatic die head, dies for pipe threads, tapered, ISO 7-1, EN 10226 (DIN 2999, BSPT) R ½–¾" and R 1–2" right-hand, pipe cutter, inner pipe deburrer, pressing lever. | 340100 | |
| **Universal automatic die head 1/16–2"** and others | 341000 | |
| **Universal automatic die head 2½–3"** | 381050 | |
| **Universal automatic die head 2½–4"** | 381000 | |
| **REMS cutter wheel St ⅛–4", s 8** | 341614 | |
| **REMS cutter wheel St 1–4", s 12** | 381622 | |
| **Thread-cutting oil** see page 49. | | |
| **Nipple holder** see page 48. | | |
| **REMS Herkules** material supports, see page 96. | | |
| **REMS roll grooving attachment** for pipe grooving, see page 50. | 347000 | |



# REMS Magnum (up to 4") Threading machine

Robust, compact high performance machine for threading, cutting, deburring, threading of nipples, roll grooving. For installation, metalworking, industry. For job site and workshop.

| | |
|---|---|
| Pipe threads | (1/16) ½–4", 16–63 mm |
| Bolt threads | (6) 20–60 mm, ½–2" |
| Thread types see page 40. | |
| Pipe grooving with REMS roll grooving attachment | DN 25–300 1–12" |

**REMS Magnum – the super machine up to 4". Exceptionally round and clean threads up to 4" by using 6 threading dies.**

## Operating principle
Rotating material - stationary tools.

## Design
Robust, compact, job site-proven design. Favorable size and weight, e.g. REMS Magnum 4000 L-T only 81 kg. Large work and chip compartment. Tool support.
2 versions:
– Light version L-T with removable large oil basin and chip tray.
– Version T with integrated, even larger oil basin and chip tray.
For workbench. Stand or wheel stand with material support, as accessory, for easy transport, optimum work height and secure standing.

## Drive
Extremely powerful and fast. Completely maintenance-free gear which runs in a sealed oil bath.

Choice of 3 powerful motors:
– Strong universal motor, 1700 W.
Overload protection. Spindle speed 23 rpm.
– Pole-reversible capacitor motor, 2100 W.
Overload protection. 2 spindle speeds 20 and 10 rpm, also under full load. **Extremely quiet running.**
– Pole-reversible 3~ induction motor, 2000 W.
Overload protection. 2 spindle speeds 20 and 10 rpm, also under full load. **Extremely quiet running.**

Operator-friendly safety foot switch with emergency-stop, 2-step. Foot switch, can be loaded with the full body weight during operation.

## Chuck
Proven quick-action hammer chuck, self-tightening. No slipping of pipes. Large space between chuck and centering device ensures secure clamping of long pipes. Rear centering device for alignment of the material.

## Automatic lubrication and cooling
Robust, proven oil pump with high pumping volume. Optimized oil distribution directly onto the threading point through the die head ensures clean threads and long service life of dies, gear and motor.

## Universal automatic die head
Only 1 universal automatic die head each for the sizes 1/16–2" and 2½–4" for all threads, including long threads; automatic opening with automatic thread-length-stop for tapered threads. 6 dies 2½–4" ensure a favourable distribution of the cutting force onto the pipe, hence round and clean threads. Fast and easy adjustment of thread size. Simple and fast change of dies through lock-in positioning in die holder.

## Dies
The proven, indestructible REMS quality dies with precise cutting geometry ensure an excellent start-cutting performance, easy threading and clean threads. Dies in a high-quality special-grade steel, fully tempered and hardened, for extremely long die life.

## Pipe cutter
Self centering. Robust body made of forged steel. Ergonomic, wide handle for powerful infeed of spindle. Specially hardened cutter wheel in tough-hard REMS die-steel ensures long service life.

## Inner pipe deburrer
Robust, easy-to-handle deburring device for adjustable deburring positioning. Specially hardened and designed deburring blade ensures easy deburring and extremely long service life. Two cutting edges for optimum chip flow, specially for small diameters.

## Tool sets
For 2½–4" and ¼–2" one complete tool set each adapted to the work range with universal die head, pipe cutter, inner-pipe-deburring device, pressing lever, dies.




German Quality Product



Choice of 3 powerful motors.



# REMS Magnum (up to 4") Threading machine

## Thread-cutting oil
REMS Sanitol and REMS Spezial (page 49). Specially developed for threading. High cooling and lubricating effect. Essential for clean threads and longer service life of dies, tools and machines.

## Nipple-threading
Efficient with automatic internal clamping REMS Nippelfix ½–4"
or with manual internal clamping REMS Nippelspanner ⅜–2" (page 48).

## REMS roll grooving attachment
Robust, compact roll grooving attachment with oil hydraulic in-feed for pipe grooving of grooved coupling systems DN 25–300, 1–12" (page 50).



Stand
(Accessory)

## Supply format

**REMS Magnum.** Threading machine for pipe threads (1/16) ½–4", 16–63 mm, bolt threads (6) 20–60 mm, ½–2". With maintenance-free gear, safety foot switch with emergency-stop, self-tightening quick-action hammer chuck, rear centering device, automatic lubrication and cooling. With tool sets 1/16–2" and/or 2½–4", each consisting of universal automatic die head for all threads, also long threads; automatic opening, with automatic thread-length-stop for tapered threads, dies for pipe threads, tapered, ISO 7-1, EN 10226 (DIN 2999, BSPT) R right-hand, pipe cutter, inner pipe deburrer, pressing lever. Tool support. Choice of 3 motors. Version L-T with removable large oil basin and chip tray. Version T with integrated, even larger oil basin and chip tray. For workbench, stand or wheel stand with material support. In a carton.

| Description | Version/Equipment | Art.-No. | |
|---|---|---|---|
| **4000 L-T** | Universal motor 230 V or 110 V, 50–60 Hz, 1700 W. 23 rpm.<br>**Equipment R ½–2**<br>**Equipment R 2½–4**<br>**Equipment R ½–4** | <br>380447<br>380441<br>380444 | |
| **4010 L-T** | Pole-reversible capacitor motor 230 V, 50 Hz, 2100 W. 20/10 rpm, also under full load. Extremely quiet running.<br>**Equipment R ½–2**<br>**Equipment R 2½–4**<br>**Equipment R ½–4** | <br>380448<br>380442<br>380445 | |
| **4020 L-T** | Pole-reversible 3~ induction motor 400 V, 50 Hz, 2000 W. 20/10 rpm, also under full load. Extremely quiet running.<br>**Equipment R 2½–4**<br>**Equipment R ½–4** | <br>380443<br>380446 | |
| **4000 T** | Universal motor 230 V or 110 V, 50–60 Hz, 1700 W. 23 rpm.<br>**Equipment R 2½–4**<br>**Equipment R ½–4** | <br>380426<br>380429 | |
| **4010 T** | Pole-reversible capacitor motor 230 V, 50 Hz, 2100 W. 20/10 rpm, also under full load. Extremely quiet running.<br>**Equipment R 2½–4**<br>**Equipment R ½–4** | <br>380427<br>380430 | |
| **4020 T** | Pole-reversible 3~ induction motor 400 V, 50 Hz, 2000 W. 20/10 rpm, also under full load. Extremely quiet running.<br>**Equipment R 2½–4**<br>**Equipment R ½–4** | <br>380428<br>380431 | |

Other voltages and NPT versions on request.



Wheel stand (accessory)

Accessories

| Description | Art.-No. | |
|---|---|---|
| **Stand** | 344105 | |
| **Wheel stand** with material shelf | 344100 | |
| **Dies** see page 40. | | |
| **Tool set 1/16–2" complete** with universal automatic die head, dies for pipe threads, tapered, ISO 7-1, EN 10226 (DIN 2999, BSPT) R ½–¾ and R 1–2 right-hand, pipe cutter, inner pipe deburrer, pressing lever. | 340100 | |
| **Universal automatic die head 1/16–2"** and others | 341000 | |
| **Universal automatic die head 2½–4"** | 381000 | |
| **REMS cutter wheel St ⅛–4", s 8** | 341614 | |
| **REMS cutter wheel St 1–4", s 12** | 381622 | |
| **Thread-cutting oil** see page 49. | | |
| **Nipple holder** see page 48. | | |
| **REMS Herkules material supports,** see page 96. | | |
| **REMS roll grooving attachment** for pipe grooving, see page 50. | 347000 | |



# REMS dies

For REMS Tornado, REMS Magnum

## REMS dies (set)

The proven REMS quality dies with precise cutting geometry ensure anexcellent start-cutting performance, easy threading and clean threads. Dies in a high-quality special-grade steel, fully tempered and hardened, for extremely long die life.

Dies for other threads (e.g. BSW) on request. Dies in HSS for machining high strength materials 50% extra charge. [1] Some dies only available in HSS.

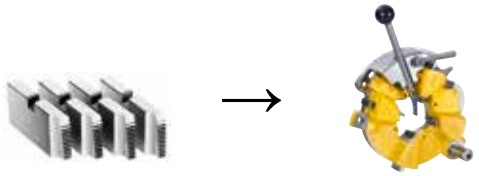



German Quality Product





### For universal automatic die head 1/16–2"

| Thread type | Size | Art.-No. |
|---|---|---|
| Pipe threads R tapered, right-hand ISO 7-1, EN 10226 (DIN 2999, BSPT) | R 1/16–⅛ HSS[1] | 341401 |
| | R ¼–⅜ | 341402 |
| | R ½–¾ | 341403 |
| | R 1–2 | 341404 |
| Pipe threads G parallel, right-hand ISO 228-1 (DIN 259, BSPP) | G 1/16–⅛ | 341406 |
| | G ¼–⅜ | 341407 |
| | G ½–¾ | 341408 |
| | G 1–2 | 341409 |
| Pipe threads NPT tapered, right-hand Taper Pipe Thread ASME B1.20.1 | NPT 1/16–⅛ HSS[1] | 341411 |
| | NPT ¼–⅜ | 341412 |
| | NPT ½–¾ | 341413 |
| | NPT 1–2 | 341414 |
| Pipe threads NPSM parallel, right-hand Straight Pipe Thread ASME B1.20.1 | NPSM ⅛ | 341416 |
| | NPSM ¼–⅜ | 341417 |
| | NPSM ½–¾ | 341418 |
| | NPSM 1–2 HSS[1] | 341419 |
| Conduit threads Pg DIN 40430 | Pg 7 | 341466 |
| | Pg 9 | 341467 |
| | Pg 11 | 341468 |
| | Pg 13,5 | 341469 |
| | Pg 16 | 341470 |
| | Pg 21 | 341471 |
| | Pg 29 | 341472 |
| | Pg 36 | 341473 |
| | Pg 42 | 341474 |
| | Pg 48 | 341475 |
| Conduit threads M EN 60423 | M 16 × 1,5 | 341493 |
| | M 20 × 1,5 | 341494 |
| | M 25 × 1,5 | 341495 |
| | M 32 × 1,5 | 341496 |
| | M 40 × 1,5 | 341497 |
| | M 50 × 1,5 | 341498 |
| | M 63 × 1,5 | 341499 |
| Metric bolt threads M ISO 261 (DIN 13) | M 6 | 341426 |
| | M 8 | 341427 |
| | M 10 | 341428 |
| | M 12 | 341429 |
| | M 14 | 341430 |
| | M 16 | 341431 |
| | M 18 | 341432 |
| | M 20 | 341433 |
| | M 22 | 341434 |
| | M 24 | 341435 |
| | M 27 | 341436 |
| | M 30 | 341437 |
| | M 33 | 341438 |
| | M 36 | 341439 |
| | M 39 | 341440 |
| | M 42 | 341441 |
| | M 45 | 341442 |
| | M 48 | 341443 |
| | M 52 | 341444 |
| | M 56 HSS[1] | 341445 |
| | M 60 HSS[1] | 341446 |
| Bolt threads UNC Unified Inch Screw Thread ASME B1.1 | UNC ¼–20 | 341476 |
| | UNC 5/16–18 | 341477 |
| | UNC ⅜–16 HSS[1] | 341478 |
| | UNC 7/16–14 | 341479 |
| | UNC ½–13 HSS[1] | 341480 |
| | UNC 9/16–12 | 341481 |
| | UNC ⅝–11 HSS[1] | 341482 |
| | UNC ¾–10 HSS[1] | 341483 |
| | UNC ⅞–9 HSS[1] | 341484 |
| | UNC 1–8 HSS[1] | 341485 |
| | UNC 1⅛–7 | 341486 |
| | UNC 1¼–7 HSS[1] | 341487 |
| | UNC 1⅜–6 | 341488 |
| | UNC 1½–6 HSS[1] | 341489 |
| | UNC 1¾–5 | 341490 |
| | UNC 2–4,5 | 341491 |

### For universal automatic die head 2½–3"

| Thread type | Size | Art.-No. |
|---|---|---|
| Pipe threads R tapered, right-hand ISO 7-1, EN 10226 (DIN 2999, BSPT) | R 2½–3 | 381430 |
| Pipe threads G parallel, right-hand ISO 228-1 (DIN 259, BSPP) | G 2½–3 HSS[1] | 381431 |
| Pipe threads NPT tapered, right-hand Taper Pipe Thread ASME B1.20.1 | NPT 2½–3 HSS[1] | 381432 |
| Pipe threads NPSM parallel, right-hand Straight Pipe Thread ASME B1.20.1 | NPSM 2½–3 HSS[1] | 381433 |

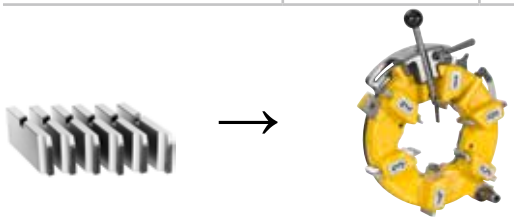

### For universal automatic die head 2½–4"

| Thread type | Size | Art.-No. |
|---|---|---|
| Pipe threads R tapered, right-hand ISO 7-1, EN 10226 (DIN 2999, BSPT) | R 2½–4 | 381401 |
| Pipe threads G parallel, right-hand ISO 228-1 (DIN 259, BSPP) | G 2½–4 HSS[1] | 381405 |
| Pipe threads NPT tapered, right-hand Taper Pipe Thread ASME B1.20.1 | NPT 2½–4 HSS[1] | 381410 |
| Pipe threads NPSM parallel, right-hand Straight Pipe Thread ASME B1.20.1 | NPSM 2½–4 HSS[1] | 381415 |

# REMS 4" automatic die head



Robust, compact threading attachment for efficient threading of tapered pipe threads, nipple-threading.

Pipe threads 2½–4"

**REMS 4" automatic die head – excellent threads up to 4" thanks to 5 threading dies and stepless automatically opening die head. No time consuming reverse.**

## Operating principle
Stationary material – rotating die head.

## Design
Compact unit of die head, clamping chuck and gear. Maintenance-free. Easy to transport.

## Technique and operation
- Secure grip, self-tightening chuck, no slipping of pipe.
- Easy start-cutting with pressing lever and rack.
- 5 dies per size ensure favourable distribution of cutting force onto the pipe for round and clean threads. During threading the die head opens tapered in a gradual manner (copying unit), which enables a high cutting speed with low power requirements. Provides perfect threads as well as low impact on dies and machines.
- Automatic die head opening after reaching the standard thread length.
- After threading, immediate re-use possible, no guide thread required, no time-consuming reverse.
- Connection for automatic lubrication and cooling.

## Dies
The proven, indestructible REMS quality dies with precise cutting geometry ensure an excellent start-cutting performance, easy threading and clean threads. Dies in a high-quality special-grade steel, fully tempered and hardened, for extremely long die life.

## Drive
Through REMS Magnum, REMS Tornado, REMS Amigo 2 and threading machines of other makes. Fast, simple assembly. Rugged drive shaft for secure clamping and optimum power transmission.

## Thread-cutting oil
REMS Sanitol and REMS Spezial (page 49). Specially developed for threading. High cooling and lubricating effect. Essential for clean threads and longer service life of dies, tools and machines.

## Nipple-threading
Efficient nipple threading 2½–4" with the automatic internal clamping REMS Nippelfix (page 48).









German Quality Product

## Supply format

**REMS 4"automatic die head.** Threading device for pipe threads 2½–4". Die head with copying unit, automatic opening after reaching the standard thread length, no time-consuming reverse. Self-tightening clamping device. Reduction gear with drive shaft, maintenance-free. Connection for automatic cooling and lubrication. Chip tray. Dies optional for pipe threads, tapered, ISO 7-1, EN 10226 (DIN 2999, BSPT) R 2½, 3, 4, right-hand or for pipe threads, tapered, NPT 2½, 3, 4, right-hand. In a carton.

| Description | Equipment | Art.-No. | |
|---|---|---|---|
| **REMS 4"automatic die head** fits to REMS Magnum, REMS Tornado, and others | R 2½, 3, 4 | 370010 | |
| **REMS 4"automatic die head** fits to REMS Magnum, REMS Tornado, and others | NPT 2½, 3, 4 | 370011 | |
| **REMS 4"automatic die head** fits to REMS Amigo 2 | R 2½, 3, 4 | 370012 | |
| **REMS 4"automatic die head** fits to REMS Amigo 2 | NPT 2½, 3, 4 | 370013 | |




Accessories

| Description | Size | Art.-No. | |
|---|---|---|---|
| **Dies (set)** | | | |
| Pipe threads R tapered right-hand ISO 7-1, EN 10226 (DIN 2999, BSPT) | R 2½<br>R 3<br>R 4 | 371109<br>371113<br>371117 | |
| Pipe threads NPT tapered right-hand Taper Pipe Thread ASME B1. 20.1 | NPT 2½ HSS[1)]<br>NPT 3 HSS[1)]<br>NPT 4 HSS[1)] | 371134<br>371138<br>371142 | |

**Dies in HSS** for machining high strength materials 50% extra charge. [1)] Some dies only available in HSS.

**REMS Herkules,** material supports, see page 96.

**Thread-cutting oil** see page 49.

**Nippelfix 2½–4"** see page 48.



# REMS Unimat 75

Threading machine

Semi-automatic high-performance machine
for efficient cutting of bolt and pipe threads.
For industry, metalworking, installation.

| | | |
|---|---|---|
| Bolt threads | | 6 – 72 mm<br>¼ – 2¾" |
| Pipe threads | | 1/16 – 2½", 16 – 63 mm |
| Tolerance class corresponding to ISO 261 (DIN 13) | | "medium" (6 g) |
| Thread length | ≤ Ø 30 mm<br>≤ Ø 72 mm | unlimited<br>≤ 200 mm |
| Chamfering | Range<br>Chamfered Ø<br>Maximum chamfer<br>Chamfer angle | 7 – 62 mm<br>≥ 7 mm<br>7 mm<br>45° |
| Peeling | Range<br>Peeled Ø | 7 – 62 mm<br>≥ 7 mm |

Thread types see page 44.

**REMS Unimat 75 – high efficiency. Tangential-chaser-threading-system. Large threading range. Fast working, short resetting time. For single and series production. Low hourly rate for the machine. Simple operation. Relieves expensive turning machines and specialists.**

## Operating principle
Stationary material – rotating die head.

## Design
Compact, rugged design for continous use. Die head with regrindable tangential chasers in self centering holder system. After start-cutting with feed lever and rack mechanism self feeding action of die head (no guide thread). Welded, sturdy machine stand with large oil compartment and removeable chip drawer.

## Drive
Indestructible planetary gear with annulus gear for long threads up to Ø 30 mm. Proven and powerful pole-reversible three-phase motor, specially designed for threading, with hollow shaft, 2000/2300 W. Overload protection. Reverse switch for cutting right and left-hand threads. High operating speed, 2 spindle speeds 70 and 35 rpm.

## Clamping device
Self-centering universal vice for the complete range with specially toothed and hardened clamping jaws. Choice of manual or hydraulic clamping with operation by foot switch (working pressure 6 bar).

## Special clamping jaws
For drawn material, stud bolts, hex screws and pipe nipples, as accessory.

## Automatic lubrication and cooling
Robust, proven oil pump with high pumping volume. Ample oil volume ensures longer service life of chasers, gear and motor.

## Universal automatic die head
Only **one** universal automatic die head for all threads. Fine adjustment of thread diameter with spindle and scale. Die head closes automatically and opens automatically when the required thread length is reached. After starting the thread via feed lever and rack the chaser-system initiates an automatic feed-forward of the die head. All threads can be cut in a single pass. Copying unit for tapered threads. Instead of changing the dies, additional quick-change die heads ensure shorter resetting time.

## Chasers
The proven regrindable REMS tangential chasers with precise cutting geometry ensure an excellent start-cutting performance and clean threads. Tool steel chasers made of special hardened steel for material up to 500 N/mm². HSS chasers for hard-to-machine material above 500 N/mm². The chasers sit in a special holder system. Chasers and holders together form a threading set.

## Thread cutting on rebar
Special chaser dies M with additional, ground cut for cutting threads on rebar in a single pass. Driven by REMS Unimat 75 with oil-hydraulic/pneumatic vice, for high clamping pressure.



German Quality Product

Machining examples





# REMS Unimat 75

Threading machine

## Thread-cutting oil

REMS Sanitol and REMS Spezial (page 49). Specially developed for threading. High cooling and lubricating effect. Essential for clean threads and longer service life of dies, tools and machines.

## Nipple-threading

Efficient with special clamping jaws 1/16–1¼" or with the automatic internal clamping REMS Nippelfix ½–2½" or with the manual internal clamping REMS Nippelspanner ⅜–2" (page 48).




## Supply format

**REMS Unimat 75 Basic.** Semi-automatic threading machine for bolt threads 6–72 mm, ¼–2¾", pipe threads 1/16–2½", 16–63 mm. Machine on stand. Pole-reversible 3~ induction motor with hollow shaft, 400 V, 50 Hz, 2000/2300 W, right and left-hand rotation. Die head speed 70 and 35 rpm. Self-centering universal chuck for the complete clamping range, choice of manual or oil-hydraulic/pneumatic operation. Automatic lubrication and cooling. 1 universal automatic die head for all threads, opens and closes automatically. Without threading sets, without closing lever. Electric locking system of safety cover. Adjustment gauge. Wrench. In transport case.

| Description | Version | Art.-No. | |
|---|---|---|---|
| **REMS Unimat 75 Basic mS** | manual clamping device | 750003 | |
| **REMS Unimat 75 Basic pS** | oil-hydraulic/pneumatic vice clamping device | 750004 | |

Other voltages on request.

## Accessories

| Description | Art.-No. | |
|---|---|---|
| **Chasers and holders (threading sets) and chasers** see page 44. | | |
| **Universal automatic die head,** without threading sets, without closing lever | 751000 | |
| **Closing lever** for closing and opening the chasers<br>**R** for taper pipe threads, right-hand<br>**R-L** for taper pipe threads, left-hand<br>**G** for cylindrical pipe threads, right-hand<br>**G-L** for cylindrical pipe threads, left-hand<br>**M** for all bolt threads, right-hand<br>**M-L** for all bolt threads, left-hand | <br>751040<br>751050<br>751060<br>751070<br>751080<br>751090 | |
| **Chamfering/peeling die head 45°, Ø 7 – 62 mm,** with chamfering/peeling chasers 45°, Ø 7 – 62 mm, HSS, with holder | 751100 | |
| **Chamfering/peeling die head 45°, Ø 7–62 mm,** without threading sets | 751102 | |
| **Chamfering/peeling chasers 45°, Ø 7–46 mm,** HSS, with holder | 751096 | |
| **Chamfering/peeling chasers 45°, Ø 40–62 mm,** HSS, with holder | 751098 | |
| **Chamfering/peeling chasers 45°, Ø 7–62 mm,** pack of 4, with holder | 751097 | |
| **Special clamping jaws, pair,** for drawn material, stud bolts and hex screws. Workpiece length protrude from vice without thread, minimum 15 mm, Ø 6–42 mm | 753240 | |
| **Thread-cutting oil** see page 49. | | |
| **Nipple holder** see page 48. | | |
| **REMS Herkules material supports,** see page 96. | | |





German Quality Product



German Quality Product

## Chasers and holders (threading set)

The proven regrindable REMS tangential chasers with precise cutting geometry ensure an excellent start-cutting performance and clean threads. Tool steel chasers made of special hardened steel for material up to 500 N/mm². HSS chasers for hard-to-machine material above 500 N/mm². The chasers sit in a special holder system. Chasers and holders together form a threading set.

| Thread type | Size | Art.-No. |
|---|---|---|
| Pipe threads R tapered, right-hand ISO 7-1, EN 10226 (DIN 2999, BSPT) | R 1/16–⅛<br>R ¼–⅜<br>R ½–¾<br>R 1–2<br>R 2½ | 759250<br>759251<br>759252<br>759253<br>759254 |
| Pipe threads G parallel, right-hand ISO 228-1 (DIN 259, BSPP) | G 1/16–⅛<br>G ¼–⅜<br>G ½–¾ HSS[1)]<br>G 1–2 HSS[1)]<br>G 2½ HSS[1)] | 759255<br>759256<br>759257<br>759258<br>759259 |
| Pipe threads NPT tapered, right-hand Taper Pipe Thread ASME B1. 20.1 | NPT 1/16–⅛<br>NPT ¼–⅜<br>NPT ½–¾ HSS[1)]<br>NPT 1–2 HSS[1)]<br>NPT 2½ HSS[1)] | 759360<br>759361<br>759362<br>759363<br>759364 |
| Pipe threads NPSM parallel, right-hand Straight Pipe Thread ASME B1. 20.1 | NPSM 1/16–⅛<br>NPSM ¼–⅜<br>NPSM ½–¾ HSS[1)]<br>NPSM 1–2 HSS[1)]<br>NPSM 2½ | 759365<br>759366<br>759367<br>759368<br>759369 |
| Conduit threads Pg DIN 40430 | Pg 7<br>Pg 9–16<br>Pg 21–48 | 759260<br>759261<br>759262 |
| Conduit threads M EN 60423 | M 16–20×1,5<br>M 25–32×1,5<br>M 40–50×1,5<br>M 63×1,5 | 759263<br>759264<br>759265<br>759330 |
| Threads M for rebar ISO 261 (DIN 13) | M 14–16 HSS<br>M 18–22 HSS<br>M 24–27 HSS<br>M 30–33 HSS<br>M 36–39 HSS<br>M 42–45 HSS | 759274<br>759275<br>759276<br>759277<br>759278<br>759279 |
| Metric bolt threads M ISO 261 (DIN 13) | M 6<br>M 8<br>M 10<br>M 12<br>M 14–16<br>M 18–22<br>M 24–27<br>M 30–33<br>M 36–39<br>M 42–45<br>M 48–52<br>M 56–60<br>M 64–72 | 759270<br>759271<br>759272<br>759273<br>759274<br>759275<br>759276<br>759277<br>759278<br>759279<br>759280<br>759281<br>759282 |
| Bolt threads UNC Unified Inch Screw Thread ASME B1.1 | UNC ¼–20<br>UNC 5/16–18<br>UNC ⅜–16<br>UNC 7/16–14<br>UNC ½–13<br>UNC 9/16–12<br>UNC ⅝–11<br>UNC ¾–10<br>UNC ⅞–9<br>UNC 1–8 HSS[1)]<br>UNC 1⅛–1¼–7<br>UNC 1⅜–1½–6<br>UNC 1¾–5<br>UNC 2–2¼–4,5<br>UNC 2½–2¾–4 | 759370<br>759371<br>759372<br>759373<br>759374<br>759375<br>759376<br>759377<br>759378<br>759379<br>759380<br>759381<br>759382<br>759383<br>759384 |

Die sets for other threads (e.g. bicycle screw thread, fine thread, BSW) and die sets with chaser dies made of high-speed steel (HSS) for processing high-strength materials on request. 50 % surcharge on chaser dies for HSS.
[1)] Some chasers only available in HSS. Threading sets for left-hand threads 50 % extra charge on chasers.

## Chasers (set)

The proven regrindable REMS tangential chasers with precise cutting geometry ensure an excellent start-cutting performance and clean threads. Tool steel chasers made of special hardened steel for material up to 500 N/mm². HSS chasers for hard-to-machine material above 500 N/mm².

| Thread type | Size | Art.-No. |
|---|---|---|
| Pipe threads R tapered, right-hand ISO 7-1, EN 10226 (DIN 2999, BSPT) | R 1/16–⅛<br>R ¼–⅜<br>R ½–¾<br>R 1–2½ | 751501<br>751502<br>751503<br>751504 |
| Pipe threads G parallel, right-hand ISO 228-1 (DIN 259, BSPP) | G 1/16–⅛<br>G ¼–⅜<br>G ½–¾ HSS[1)]<br>G 1–2½ HSS[1)] | 751505<br>751506<br>751507<br>751508 |
| Pipe threads NPT tapered, right-hand Taper Pipe Thread ASME B1. 20.1 | NPT 1/16–⅛<br>NPT ¼–⅜<br>NPT ½–¾ HSS[1)]<br>NPT 1–2 HSS[1)]<br>NPT 2½ HSS[1)] | 751544<br>751545<br>751546<br>751547<br>751548 |
| Pipe threads NPSM parallel, right-hand Straight Pipe Thread ASME B1. 20.1 | NPSM 1/16–⅛<br>NPSM ¼–⅜<br>NPSM ½–¾ HSS[1)]<br>NPSM 1–2<br>NPSM 2½ | 751549<br>751550<br>751551<br>751552<br>751553 |
| Conduit threads Pg DIN 40430 | Pg 7<br>Pg 9–16<br>Pg 21–48 | 751509<br>751510<br>751511 |
| Conduit threads M EN 60423 | M 16–63×1,5 (M 10) | 751518 |
| Threads M for rebar ISO 261 (DIN 13) | M 14–16 HSS<br>M 18–22 HSS<br>M 24–27 HSS<br>M 30–33 HSS<br>M 36–39 HSS<br>M 42–45 HSS | 751520<br>751521<br>751522<br>751523<br>751524<br>751525 |
| Metric bolt threads M ISO 261 (DIN 13) | M 6<br>M 8<br>M 10 (M 16–63×1,5)<br>M 12<br>M 14–16<br>M 18–22<br>M 24–27<br>M 30–33<br>M 36–39<br>M 42–45<br>M 48–52<br>M 56–60<br>M 64–72 | 751516<br>751517<br>751518<br>751519<br>751520<br>751521<br>751522<br>751523<br>751524<br>751525<br>751526<br>751527<br>751528 |
| Bolt threads UNC Unified Inch Screw Thread ASME B1.1 | UNC ¼–20<br>UNC 5/16–18<br>UNC ⅜–16<br>UNC 7/16–14<br>UNC ½–13<br>UNC 9/16–12<br>UNC ⅝–11<br>UNC ¾–10<br>UNC ⅞–9<br>UNC 1–8 HSS[1)]<br>UNC 1⅛–1¼–7<br>UNC 1⅜–1½–6<br>UNC 1¾–5<br>UNC 2–2¼–4,5<br>UNC 2½–2¾–4 | 751557<br>751558<br>751559<br>751560<br>751561<br>751562<br>751563<br>751564<br>751565<br>751566<br>751567<br>751568<br>751569<br>751570<br>751571 |

Chaser dies for other threads (e.g. bicycle screw thread, fine thread, BSW) and chaser dies made of high-speed steel (HSS) for processing high-strength materials on request. 50 % surcharge for HSS. [1)] Some chasers only available in HSS. Chasers for left-hand threads 50 % extra charge.

# Thread tables

## Taper Pipe Threads

**Whitworth Pipe Thread**
ISO 7-1, EN 10226 (DIN 2999, BSPT)
External thread taper 1:16
Flank angle 55°

| Nominal Size **R BSPT** | Outside Ø of thread mm | T.P.I. |
|---|---|---|
| 1/16 | 7.723 | 28 |
| ⅛ | 9.728 | 28 |
| ¼ | 13.157 | 19 |
| ⅜ | 16.662 | 19 |
| ½ | 20.955 | 14 |
| ¾ | 26.441 | 14 |
| 1 | 33.249 | 11 |
| 1¼ | 41.910 | 11 |
| 1½ | 47.803 | 11 |
| 2 | 59.614 | 11 |
| 2½ | 75.184 | 11 |
| 3 | 87.884 | 11 |
| 4 | 113.030 | 11 |

**Standard Taper Pipe Thread**
NPT, ASME B 1.20.1
External thread taper 1:16
Flank angle 60°

| Nominal Size **NPT** | Outside Ø of thread mm | T.P.I. |
|---|---|---|
| 1/16 | 7.938 | 27 |
| ⅛ | 10.287 | 27 |
| ¼ | 13.716 | 18 |
| ⅜ | 17.145 | 18 |
| ½ | 21.336 | 14 |
| ¾ | 26.670 | 14 |
| 1 | 33.401 | 11.5 |
| 1¼ | 42.164 | 11.5 |
| 1½ | 48.260 | 11.5 |
| 2 | 60.325 | 11.5 |
| 2½ | 73.025 | 8 |
| 3 | 88.900 | 8 |
| 3½ | 101.600 | 8 |
| 4 | 114.300 | 8 |

## Parallel PipeThreads

**Whitworth Pipe Thread**
ISO 228-1 (DIN 259, BSPP)
External thread parallel
Flank angle 55°

| Nominal Size **G BSPP** | Outside Ø of thread mm | T.P.I. |
|---|---|---|
| 1/16 | 7.723 | 28 |
| ⅛ | 9.728 | 28 |
| ¼ | 13.157 | 19 |
| ⅜ | 16.662 | 19 |
| ½ | 20.955 | 14 |
| ¾ | 26.441 | 14 |
| 1 | 33.249 | 11 |
| 1¼ | 41.910 | 11 |
| 1½ | 47.803 | 11 |
| 2 | 59.614 | 11 |
| 2½ | 75.184 | 11 |
| 3 | 87.884 | 11 |
| 3½ | 100.330 | 11 |
| 4 | 113.030 | 11 |

**Straight Pipe Thread for Fixtures**
NPSM, ASME B 1.20.1
External thread parallel
Flank angle 60°

| Nominal Size **NPSM** | Outside Ø of thread mm | T.P.I. |
|---|---|---|
| ⅛ | 10.083 | 27 |
| ¼ | 13.360 | 18 |
| ⅜ | 16.815 | 18 |
| ½ | 20.904 | 14 |
| ¾ | 26.264 | 14 |
| 1 | 32.842 | 11.5 |
| 1¼ | 41.605 | 11.5 |
| 1½ | 47.676 | 11.5 |
| 2 | 59.715 | 11.5 |
| 2½ | 72.161 | 8 |
| 3 | 88.062 | 8 |
| 3½ | 100.787 | 8 |
| 4 | 113.436 | 8 |

## Metric Bolt Thread

**Metric ISO Thread**
ISO 261 (DIN 13)
External thread
Flank angle 60°

| Nominal Size **M** | Outside Ø of thread mm | Pitch mm |
|---|---|---|
| 6 | 5.974 | 1 |
| 8 | 7.972 | 1.25 |
| 10 | 9.968 | 1.5 |
| 12 | 11.966 | 1.75 |
| 14 | 13.962 | 2 |
| 16 | 15.962 | 2 |
| 18 | 17.958 | 2.5 |
| 20 | 19.958 | 2.5 |
| 22 | 21.958 | 2.5 |
| 24 | 23.952 | 3 |
| 27 | 26.952 | 3 |
| 30 | 29.947 | 3.5 |
| 33 | 32.947 | 3.5 |
| 36 | 35.940 | 4 |
| 39 | 38.940 | 4 |
| 42 | 41.937 | 4.5 |
| 45 | 44.937 | 4.5 |
| 48 | 47.929 | 5 |
| 52 | 51.929 | 5 |
| 56 | 55.925 | 5.5 |
| 60 | 59.925 | 5.5 |
| 64 | 63.920 | 6 |
| 68 | 67.920 | 6 |
| 72 | 71.920 | 6 |

## American and British Bolt Threads

**Unified Inch Screw Thread**
UNC, ASME B 1.1
External thread
Flank angle 60°

| Nominal Size **UNC** | Outside Ø of thread mm | T.P.I. |
|---|---|---|
| ¼ | 6.322 | 20 |
| 5/16 | 7.907 | 18 |
| ⅜ | 9.491 | 16 |
| 7/16 | 11.076 | 14 |
| ½ | 12.661 | 13 |
| 9/16 | 14.246 | 12 |
| ⅝ | 15.834 | 11 |
| ¾ | 19.004 | 10 |
| ⅞ | 22.176 | 9 |
| 1 | 25.349 | 8 |
| 1⅛ | 28.519 | 7 |
| 1¼ | 31.694 | 7 |
| 1⅜ | 34.864 | 6 |
| 1½ | 38.039 | 6 |
| 1¾ | 44.381 | 5 |
| 2 | 50.726 | 4.5 |
| 2¼ | 57.076 | 4.5 |
| 2½ | 63.421 | 4 |
| 2¾ | 69.768 | 4 |

**British Standard Parallel Screw Thread of Whitworth Form B.S.W.**
BS 84 (obsolete): External thread
Flank angle 55°

| Nominal Size **BSW** | Outside Ø of thread mm | T.P.I. |
|---|---|---|
| ¼ | 6.350 | 20 |
| 5/16 | 7.937 | 18 |
| ⅜ | 9.525 | 16 |
| 7/16 | 11.112 | 14 |
| ½ | 12.700 | 12 |
| ⅝ | 15.875 | 11 |
| ¾ | 19.050 | 10 |
| ⅞ | 22.225 | 9 |
| 1 | 25.400 | 8 |
| 1⅛ | 28.575 | 7 |
| 1¼ | 31.750 | 7 |
| 1½ | 38.100 | 6 |
| 1¾ | 44.450 | 5 |
| 2 | 50.800 | 4.5 |
| 2¼ | 57.150 | 4 |
| 2½ | 63.500 | 4 |
| 2¾ | 69.850 | 3.5 |

## Threads for Electric Conduit

**Conduit Thread**
DIN 40 430
External thread parallel
Flank angle 80°

| Nominal Size **Pg** | Outside Ø of thread mm | T.P.I. |
|---|---|---|
| 7 | 12.5 | 20 |
| 9 | 15.2 | 18 |
| 11 | 18.6 | 18 |
| 13.5 | 20.4 | 18 |
| 16 | 22.5 | 18 |
| 21 | 28.3 | 16 |
| 29 | 37 | 16 |
| 36 | 47 | 16 |
| 42 | 54 | 16 |
| 48 | 59.3 | 16 |

**Conduit Thread**
EN 60423
External thread parallel
Flank angle 60°

| Nominal Size **M** | Outside Ø of thread mm | T.P.I. |
|---|---|---|
| 6 | 15.968 | 1.5 |
| 20 | 19.968 | 1.5 |
| 25 | 24.968 | 1.5 |
| 32 | 31.968 | 1.5 |
| 40 | 39.968 | 1.5 |
| 50 | 49.968 | 1.5 |
| 63 | 62.968 | 1.5 |

Outside diameter of thread is always the maximum diameter, for taper pipe threads this is measured at the scale line.

# REMS Unimat 77

Threading machine

| | |
|---|---|
| Semi-automatic high-performance machine for efficient cutting of pipe threads. For industry, metalworking, installation. | |
| Pipe threads | ¼–4" |
| Thread length | ≤ 120 mm |

**REMS Unimat 77 – pipe threads up to 4".**
**Tangential-chaser-threading-system.**
**Fast working, short resetting time.**
**For single and series production.**

## Operating principle
Stationary material – rotating die head.

## Design
Compact, rugged design for continous use. Die head with regrindable tangential chasers in self centering holder system. After start-cutting with feed lever and rack mechanism self feeding action of die head (no guide thread). Welded, sturdy machine stand with large oil compartment and removeable chip drawer.

## Drive
Robust worm gear and 2-stage spur gear. Proven and powerful pole-reversible three-phase motor, specially designed for threading, 2000/2300 W. Overload protection. Reverse switch for cutting right and left-hand threads. 4 spindle speeds 50, 25, 16, 8 rpm.

## Clamping device
Self-centering universal vice for the complete range with specially toothed and hardened clamping jaws (¼–¾", 1–4"). Choice of manual or hydraulic clamping with operation by foot switch (working pressure 6 bar).

## Automatic lubrication and cooling
Robust, proven oil pump with high pumping volume. Ample oil volume ensures longer life of chasers, gear and motor.

## Universal automatic die head
Only **one** universal automatic die head for all threads. Fine adjustment of thread diameter with spindle and scale. Die head closes automatically and opens automatically when the required thread length is reached. After starting the thread via feed lever and rack the chaser-system initiates an automatic feed-forward of the die head. All threads can be cut in a single pass. Copying unit for tapered threads. Instead of changing the dies, additional quick-change die heads ensure shorter resetting time.

## Chasers
The proven regrindable REMS tangential chasers with precise cutting geometry ensure an excellent start-cutting performance and clean threads. Tool steel chasers made of special hardened steel for material up to 500 N/mm². HSS chasers for hard-to-machine material above 500 N/mm². The chasers sit in a special holder system. Chasers and holders together form a threading set.

## Thread-cutting oil
REMS Sanitol and REMS Spezial (page 49). Specially developed for threading. High cooling and lubricating effect. Essential for clean threads and longer service life of dies, tools and machines.

## Nipple-threading
Efficient with the automatic internal clamping REMS Nippelfix ½–4" or with the manual internal clamping REMS Nippelspanner ⅜–2" (page 48).



German Quality Product

Machining examples





# REMS Unimat 77

Threading machine




## Supply format

**REMS Unimat 77 Basic.** Semi-automatic threading machine for pipe threads ¼–4". Machine on stand. Pole-reversible 3~ induction motor, 400 V, 50 Hz, 2000/2300 W, right and left-hand rotation. Die head speed 50, 25, 16, 8 rpm. Universal vice with clamping jaws 1 – 4", choice of manual or hydraulic/pneumatic operation. Automatic lubrication. 1 universal automatic die head for all threads, opens and closes automatically. Without threading sets, without closing lever. Electrical locking system of safety cover. Adjustment gauge. Wrench. In transport case.

| Description | Version | Art.-No. | |
|---|---|---|---|
| **REMS Unimat 77 Basic mS** | manual clamping device | 770003 | |
| **REMS Unimat 77 Basic pS** | Oil-hydraulic/pneumatic vice clamping device | 770004 | |

Other voltages on request.

## Accessories

**Chasers and holders (threading set)**

| Thread type | Size | Art.-No. | |
|---|---|---|---|
| Pipe threads R tapered, right-hand ISO 7-1 (EN 10226, DIN 2999, BSPT) | R ¼–⅜<br>R ½–¾<br>R 1–2<br>R 2½–4 | 771110<br>771120<br>771130<br>771140 | |
| Pipe threads G parallel, right-hand ISO 228-1 (DIN 259, BSPP) | G ¼–⅜<br>G ½–¾ HSS[1)]<br>G 1–2 HSS[1)]<br>G 2½–4 HSS[1)] | 771160<br>771170<br>771180<br>771190 | |
| Pipe threads NPT tapered, right-hand Taper Pipe Thread ASME B1.20.1 | NPT ¼–⅜<br>NPT ½–¾ HSS[1)]<br>NPT 1–2 HSS[1)]<br>NPT 2½–4 HSS[1)] | 771210<br>771220<br>771230<br>771240 | |
| Pipe threads NPSM parallel, right-hand Straight Pipe Thread ASME B1.20.1 | NPSM ¼–⅜<br>NPSM ½–¾ HSS[1)]<br>NPSM 1–2<br>NPSM 2½–4 | 771260<br>771270<br>771280<br>771290 | |



**Chasers (set)**

| Thread type | Size | Art.-No. | |
|---|---|---|---|
| Pipe threads R tapered, right-hand ISO 7-1 (EN 10226, DIN 2999, BSPT) | R ¼–⅜<br>R ½–¾<br>R 1–4 | 751502<br>751503<br>771136 | |
| Pipe threads G parallel, right-hand ISO 228-1 (DIN 259, BSPP) | G ¼–⅜<br>G ½–¾ HSS[1)]<br>G 1–4 HSS[1)] | 751506<br>751507<br>771186 | |
| Pipe threads NPT tapered, right-hand Taper Pipe Thread ASME B1.20.1 | NPT ¼–⅜<br>NPT ½–¾ HSS[1)]<br>NPT 1–2 HSS[1)]<br>NPT 2½–4 HSS[1)] | 751545<br>751546<br>751547<br>771246 | |
| Pipe threads NPSM parallel, right-hand Straight Pipe Thread ASME B1.20.1 | NPSM ¼–⅜<br>NPSM ½–¾ HSS[1)]<br>NPSM 1–2<br>NPSM 2½–4 | 751550<br>751551<br>751552<br>771296 | |



Die sets and chaser dies for other threads and die sets and chaser dies made of high-speed steel (HSS) for processing high-strength materials on request. 50% surcharge on chaser dies for HSS. [1)] Some threading sets and chasers only available in HSS. Threading sets and chasers for left-hand threads 50 % extra charge.

| Description | Art.-No. | |
|---|---|---|
| **Universal automatic die head,** without threading sets, without closing lever | 771000 | |
| **Closing lever** for closing and opening the chasers | | |
| **R** for taper pipe threads, right-hand | 751040 | |
| **R-L** for taper pipe threads, left-hand | 751050 | |
| **G** for cylindrical pipe threads, right-hand | 751060 | |
| **G-L** for cylindrical pipe threads, left-hand | 751070 | |
| **Clamping jaws ¼–¾" (pack of 2)** | 773060 | |
| **Thread-cutting oil** see page 49. | | |
| **Nipple holder** see page 48. | | |
| **REMS Herkules material supports,** see page 96. | | |



# REMS Nippelspanner

Accessories for threading machines
and hand die stocks of all types and makes

Manual pipe nipple chuck for internal clamping
of short pipe pieces. For universal use.

Nipples and double nipples
in standard and special lengths ⅜–2"




German Quality Product






## REMS Nippelspanner – efficient nipple-threading. Any length. Anywhere.

To be used universally for threading machines and for hand die stocks of all types and makes. For opening and non-opening die heads. Ideal accessory for REMS REMS Amigo E, REMS Amigo, REMS Amigo 2 and REMS eva and other makes.

Ideal tool for using up short pipe pieces. Saves time and money.

Chucking and centering of pipe pieces by expanding of specially hardened spring steel segments.

Internal clamping, so no thread required for clamping.

### Supply format

**REMS Nippelspanner.** Manual pipe nipple chuck for internal clamping of short pipe pieces.

| Description | Size | Art.-No. | |
|---|---|---|---|
| **REMS Nippelspanner** | ⅜"<br>½"<br>¾"<br>1"<br>1¼"<br>1½"<br>2" | 110000<br>110100<br>110200<br>110300<br>110400<br>110500<br>110600 | |

### Supply format

**REMS Nippelspanner Set.** Manual pipe nipple chuck for internal clamping of short pieces of pipe. In sturdy steel case.

| Description | Art.-No. | |
|---|---|---|
| **Set ½-¾-1-1¼"** | 110620 | |
| **Set ½-¾-1-1¼-1½-2"** | 110621 | |

# REMS Nippelfix

Accessories for threading machines
with opening die head

Automatic pipe nipple chuck for internal clamping
of short pipe pieces.

Nipples and double nipples
in standard and special lengths ½–4"



German Quality Product






## REMS Nippelfix – efficient nipple-threading up to 4". Any length. Anywhere. Automatic internal clamping. Super fast and simple.

For threading machines with opening die head: Pipe turning machines, machines with rotating die head, threading devices.

Ideal tool for using up short pipe pieces. Saves time and money.

Automatic quick-chuck and centering of pipe piece. No tools.

Automatic release after completion of nipple. Production of nipples possible without taking the Nipplefix out of the clamping device.

Internal clamping, so no thread required for clamping.

Specially hardened and ground clamping jaws for fast and safe clamping.

### Supply format

**REMS Nippelfix.** Automatic pipe nipple chuck for internal clamping of short pipe pieces.

| Description | Size | Art.-No. | |
|---|---|---|---|
| **REMS Nippelfix** | ½"<br>¾"<br>1"<br>1¼"<br>1½"<br>2"<br>2½"<br>3"<br>4" | 111000<br>111100<br>111200<br>111300<br>111400<br>111500<br>111700<br>111800<br>111900 | |

### Supply format

**REMS Nippelfix Set.** Automatic pipe nipple chuck for internal clamping of short pieces of pipe. In sturdy steel case.

| Description | Art.-No. | |
|---|---|---|
| **Set ½-¾-1-1¼"** | 111620 | |
| **Set ½-¾-1-1¼-1½-2"** | 111621 | |

# REMS Spezial

Thread-cutting oil

High-alloyed mineral oil based thread-cutting oil.
For all materials: steel, stainless steel, non-ferrous metal, plastic.

For drinking water supplies, comply with local regulations! In AUT, CHE, DEU, DNK not permitted for drinking water supplies.

**REMS Spezial – high-alloyed mineral based thread-cutting oil, can be washed out with water. High lubricating and cooling effect.**

Specially developed for threading. High lubricating and cooling effect. Essential for clean threads, long service life of dies, tools and machines.

Pleasant to work with. Can be washed out with water, approved by experts.

Also well suited as a cooling lubricant for sawing metals.

REMS Spezial spray without CFC's, so ozone-harmless.

REMS Spezial squirt bottle without propellants. Refillable.




German Quality Product

## Supply format

**REMS Spezial.** High-alloyed mineral based thread-cutting oil.

| Description | Packing | Art.-No. |
|---|---|---|
| **REMS Spezial** | 5-l-can | 140100 |
| | 10-l-can | 140101 |
| | 50-l-barrel | 140103 |
| | 600 ml spray | 140105 |
| | 500 ml squirt bottle | 140106 |

# REMS Sanitol

Thread-cutting oil

Synthetic, mineral oil free thread-cutting oil.
Specially for drinking water supplies.
Also for universal use. For all materials.

**REMS Sanitol – mineral oil free.
Completely water soluable.
High lubricating and cooling effect.**

Completely water soluable. Complies with the DVGW, ÖVGW, SVGW regulations.

Viscosity at –10°C: 219 mPa s (cP). Pumpable to –28°C.

Simple to work with. Red in colour for flushing control. Perfect corrosion protector.

Developed especially for drinking water pipes but also excellently suitable for universal thread cutting. High lubricating and cooling effect. Essential for clean threads, long service life of dies, tools and machines.

Also well suited as a cooling lubricant for sawing metals.

REMS Sanitol spray without CFC's, so ozone-harmless.

REMS Sanitol squirt bottle without propellants. Refillable.




German Quality Product

## Supply format

**REMS Sanitol.** Synthetic, mineral oil free thread-cutting oil specially for drinking water supplies and for universal use.

| Description | Packing | Art.-No. |
|---|---|---|
| **REMS Sanitol** | 5-l-can | 140110 |
| | 50-l-barrel | 140113 |
| | 600 ml spray | 140115 |
| | 500 ml squirt bottle | 140116 |

DW-0201 AS2032 W1.303 7808-649

# REMS roll grooving attachment

Robust, compact roll grooving attachment with oil hydraulic forward feed for grooving pipes of pipe coupling systems. For installation, sprinkler lines, commercial heating, industry and mining.
For job site and workshop.

| | |
|---|---|
| Steel pipes | DN 25–300<br>1–12"<br>s ≤ 7 mm |
| Stainless steel pipes, copper, aluminium, PVC pipes | |




German Quality Product



## REMS roll grooving attachment – compact – universal. Oil hydraulic pressure cylinder for powerful in-feed of pressure roller.

### Design
Compact, job site-proven. Robust metal housing for tough use. Handy, easy to transport, only 26 kg. Oil hydraulic pressure cylinder for powerful in-feed of pressure roller. Pressure build-up with hydraulic hand pump. Individually adjustable groove-depth-stop with fine adjustment, for automatic limitation of groove depth. Built-in ring gauge for automatic groove-depth-stop.

### Grooving rollers
The proven REMS grooving rollers with perfectly size-adjusted pressure rollers and counterpressure rollers with well gripping axial knurls guarantee a secure rotation of the pipe and precise grooving. Grooving rollers machined from hardened special steel ensure extremely long service life. 3 pairs of groove rollers (pressure roller, counter-pressure roller) for the whole working range DN 25–300, 1–12", easy change. Grooving rollers Cu (pressure roller, counterpressure roller) for copper pipe 54–159 mm. Groove rollers INOX (pressure roller made of stainless steel, counter-pressure roller made of toughened, specially hardened steel, nickel-plated) for stainless steel pipes 2–6" and 8–12". Grooving rollers for aluminium, PVC pipes on request.

### Drive
Only one roll grooving device for REMS Amigo, REMS Amigo 2, REMS Amigo 2 Compact, REMS Tornado and REMS Magnum. Fast, simple assembly. 3-face drive shaft of roll grooving attachment for secure clamping and optimum power transmission. Roll grooving attachments for threading machines of other makes, adjusted to support arm distance, diameter of support arm and spindle axis of the corresponding drive machine, on request.

## Supply format

**REMS roll grooving attachment.** Roll grooving attachment for grooving pipes of pipe coupling systems DN 25–300, 1–12". Roll grooving attachment, hydraulic hand pump, built-in ring gauge for automatic groove-depth-stop, 1 pair of groove rollers (pressure roller, counter-pressure roller) 2–6", Allen key. For REMS Amigo, REMS Amigo 2, REMS Amigo 2 Compact, REMS Tornado and REMS Magnum or for other thread cutting machine makes. In a carton.

| Description | fit onto | Art.-No. | |
|---|---|---|---|
| **REMS roll grooving attachment** | REMS Amigo/Amigo 2 Compact[1]<br>REMS Amigo 2[1]<br>REMS Tornado[2]<br>REMS Magnum[2] | 347000 | |
| **Roll grooving attachment R 300** | Ridgid 300 | 347001 | |
| **Roll grooving attachment R 535** | Ridgid 535 | 347002 | |
| **Roll grooving attachment N80A** | Rex/Rothenberger/ Super-Ego N80A | 347003 | |
| **Roll grooving attachment Delta 4** | Rex Delta 4" | 347004 | |

[1] Conversion kit Amigo/Amigo 2/Amigo 2 Compact (Art. No. 347007) required. Can be used for roll grooving devices manufactured from 2014 onwards.
[2] Can only be used for roll grooving up to DN 200, 8" on T versions.
Roll grooving attachments for other makes on request.




Accessories

| Description | Art.-No. | |
|---|---|---|
| **Grooving rollers 1–1½"** (pair) | 347030 | |
| **Grooving rollers INOX 1–1½"** (pair) | 347053 | |
| **Grooving rollers 2–6"** (pair) | 347035 | |
| **Grooving rollers INOX 2–6"** (pair) | 347046 | |
| **Grooving rollers 8–12"** (set) | 347040 | |
| **Grooving rollers INOX 8–12"** (pair) | 347047 | |
| **Grooving rollers Cu 54–159** (pair) for Cu pipes | 347034 | |
| **Conversion kit Amigo/Amigo 2/Amigo 2 Compact** | 347007 | |
| **REMS Herkules 3B,** material support, see page 96. | | |



# REMS Collum RG

Roll grooving machine

Powerful roll grooving machine for fast, economical grooving of pipes for pipe coupling systems.
For installation, sprinkler lines, commercial heating, industry and mining. For job site and workshop.

| | |
|---|---|
| Steel pipes | DN 25 – 300<br>1 – 12"<br>s ≤ 7 mm |
| Stainless steel pipes, copper, aluminium, PVC pipes | |

**REMS Collum RG – electrical roll grooving up to 12". Fast and economical feed of the pressure roller with oil-hydraulic pressure cylinder.**

## Design

Robust, compact construction suitable for building sites. Favourable dimensions, favourable weight, roll grooving device with drive machine only 31 kg. For work bench. Stand for optimum working height and sturdy stand as an accessory.

## Drive

Fast and powerful, e.g. roll grooving of 6" steel pipe with REMS Collum RG in just 52 s. Sturdy, compact gear, maintenance-free. Robust, powerful 1200 W universal motor (REMS Collum RG and REMS Collum RG 2 Compact) or 1700 W universal motor (REMS Collum RG 2) for intensive use at large dimensions. Safety switch. Safety foot switch for ergonomic working as an accessory.

## Roll grooving attachment

Compact, job site-proven. Robust metal housing for tough use. Handy, easy to transport, only 26 kg. Oil hydraulic pressure cylinder for powerful in-feed of pressure roller. Pressure build-up with hydraulic hand pump. Built-in ring gauge for automatic groove-depth-stop.

## Grooving rollers

The proven REMS grooving rollers with perfectly size-adjusted pressure rollers and counterpressure rollers with well gripping axial knurls guarantee a secure rotation of the pipe and precise grooving. Grooving rollers machined from hardened special steel ensure extremely long service life. 3 pairs of groove rollers (pressure roller, counter-pressure roller) for the whole working range DN 25 – 300, 1 – 12", easy change. Grooving rollers Cu (pressure roller, counterpressure roller) for copper pipe 54 – 159 mm. Groove rollers INOX (pressure roller made of stainless steel, counter-pressure roller made of toughened, specially hardened steel, nickel-plated) for stainless steel pipes 2 – 6" and 8 – 12". Grooving rollers for aluminium, PVC pipes on request.




German Quality Product



Tested by electrosuisse



Stand (Accessory)

Herkules 3B (Accessory)

## Supply format

**REMS Collum RG.** Roll grooving attachment for grooving pipes of pipe coupling systems DN 25 – 300, 1 – 12". Roll grooving attachment, hydraulic hand pump, built-in ring gauge for automatic groove-depth-stop, 1 pair of groove rollers (pressure roller, counter-pressure roller) 2 – 6", Allen key. Choice of 3 drive units, with maintenance-free gear, powerful universal motor, safety switch.
For workbench or stand. In a carton.

| Description | Version | Art.-No. | |
|---|---|---|---|
| **Collum RG** | Universal motor 230 V, 50 – 60 Hz, 1200 W, overload protection. 29 $min^{-1}$ | 347006 | |
| **Collum RG 2** | Universal motor 230 V, 50 – 60 Hz, 1700 W. 28 $min^{-1}$ | 347008 | |
| **Collum RG 2 Compact** | Universal motor 230 V, 50 – 60 Hz, 1200 W, overload protection. 26 $min^{-1}$ | 347009 | |

Other voltages on request.

Accessories

| Description | Art.-No. | |
|---|---|---|
| **Stand** | 849315 | |
| **Safety foot switch** | 347010 | |

**REMS Herkules 3B,** material support, see page 96.

**Grooving rollers** and other accessories, see page 50.



# REMS Magnum RG

Roll grooving machine

Robust, compact high performance machine with roll grooving attachment for pipe grooving of pipe coupling systems. For installation, sprinkler lines, commercial heating lines, industry and mining.
For job site and workshop.

| | |
|---|---|
| Steel pipes | DN 25–300<br>1–12"<br>s ≤ 7 mm |
| Stainless steel pipes, copper, aluminium, PVC pipes | |
| Pipe threads 1/16–2", 16–63 mm, bolt threads 6–60 mm, ¼–2", with conversion kit. | |




German Quality Product



**REMS Magnum RG – the compact up to 12". Immensely powerful and extremely fast. Feed of the pressure roller with oil-hydraulic pressure cylinder.**

## Design
Robust, compact, job site-proven design. Favorable size and weight, e.g. REMS Magnum 2000 RG-T only 68 kg. Tool support. Stand or wheel stand with material support, as accessory, for optimum work height and secure standing.

## Drive
Immensely powerful and fast, e.g. roll grooving of 6" steel pipe with REMS Magnum 2010 RG-T in just 40 s. Completely maintenance-free gear which runs in a sealed oil bath. Choice of 3 powerful motors (see REMS Magnum page 34). Operator-friendly safety foot switch with emergency-stop, 2-step, can be loaded with the full body weight during operation.

## Roll grooving attachment
Compact, job site-proven. Robust metal housing for tough use. Handy, easy to transport, only 26 kg. Oil hydraulic pressure cylinder for powerful in-feed of pressure roller. Pressure build-up with hydraulic hand pump. Built-in ring gauge for automatic groove-depth-stop.

## Grooving rollers
The proven REMS grooving rollers with perfectly size-adjusted pressure rollers and counterpressure rollers with well gripping axial knurls guarantee a secure rotation of the pipe and precise grooving. Grooving rollers machined from hardened special steel ensure extremely long service life. 3 pairs of groove rollers (pressure roller, counter-pressure roller) for the whole working range DN 25–300, 1–12", easy change. Grooving rollers Cu (pressure roller, counterpressure roller) for copper pipe 54–159 mm. Groove rollers INOX (pressure roller made of stainless steel, counter-pressure roller made of toughened, specially hardened steel, nickel-plated) for stainless steel pipes 2–6" and 8–12". Grooving rollers for aluminium, PVC pipes on request.

## Conversion kit for threading
Tool set ¼–2" complete with universal automatic die head, dies for pipe threads, tapered, ISO 7-1 (DIN 2999, BSPT) R ⅛–¾ and R 1–2" right-hand, pipe cutter, inner pipe deburrer, pressing lever, pump for automatic oiling, oil basin, chip tray.

# REMS Magnum RG

Roll grooving machine



Stand
(Accessory)



Wheel stand (Accessory)

Herkules 3B
(Accessory)

## Supply format

**REMS Magnum RG.** Roll grooving machine for pipe grooving of pipe coupling systems DN 25–300, 1–12". With maintenance-free gear, safety foot switch with emergency-stop, self-tightening quick-action hammer chuck, rear centering device, automatic lubrication and cooling, tool support. Choice of 3 motors. Roll grooving attachment, hydraulic hand pump, built-in ring gauge with automatic groove-depth-stop, 1 set of grooving rollers (pressure roller, counterpressure roller) 2–6", hexagon key. For workbench, stand or wheel stand with material support. In a carton.

| Description | Version | Art.-No. | |
|---|---|---|---|
| **2000 RG-T** | Universal motor 230 V or 110 V, 50–60 Hz, 1700 W. 53 rpm. | 340230 | |
| **2010 RG-T** | Pole-reversible capacitor motor 230 V, 50 Hz, 2100 W. 52/26 rpm, also under full load. Extremely quiet running. | 340231 | |
| **2020 RG-T** | Pole-reversible 3~ induction motor 400 V, 50 Hz, 2000 W. 52/26 rpm, also under full load. Extremely quiet running. | 340232 | |

Other voltages on request.

Accessories

| Description | Art.-No. | |
|---|---|---|
| **Stand** | 344105 | |
| **Wheel stand** with material support | 344100 | |
| **REMS Herkules 3B,** material support, see page 96. | | |
| **Grooving rollers** and other accessories, see page 50. | | |
| **Conversion kit Magnum RG-T to L-T** for threading. | 340110 | |









# Sawing


| | | |
|---|---|---|
|  | Universal electric reciprocating saws | 58 |
|  | Electric reciprocating pipe saws | 60 |
|  | Pneumatic reciprocating pipe saw | 62 |
|  | Cordless universal reciprocating saw | 63 |
|  | Saw blades for reciprocating saws | 64 |
|  | Circular pipe sawing machine | 66 |
|  | Universal circular metal sawing machine | 67 |

# REMS reciprocating saws Legend




**Aggressive orbital action** by vertical hacking motion of saw blade provides forceful, fast forward feed, excellent chip flow and long service life of saw blades.
**Fixed orbital action, running in needle bearings,** ensures long-lasting and forceful sawing also during extreme load conditions, e.g. sawing of steel pipe. Adjustable mechanisms with a great variety of parts and a reduced system stability do not withstand the high in-feed pressure and the heavy-duty requirements of forceful cutting of steel pipes, particularly when a guide support with leverage is being used.



Sturdy, square lift rod in special solid steel, mounted precisely in needle bearings towards the force direction and along the complete stroke length, for distortion-free, precise cutting also during tough use and by applying multiple sawing force, e.g. using a guide support with leverage. For extremely long service life.

Special high sliding silicone gasket protects gear against water and dust.




Super stable, water and dust resistant, maintenance-free oscillating gear enables a simultaneous generation of saw and orbital stroke of lift rod and saw blade. Allround needle bearing mounted crank drive **(ANC)** reduces friction, heat generation, wear. Thus long service life also at extreme sawing.

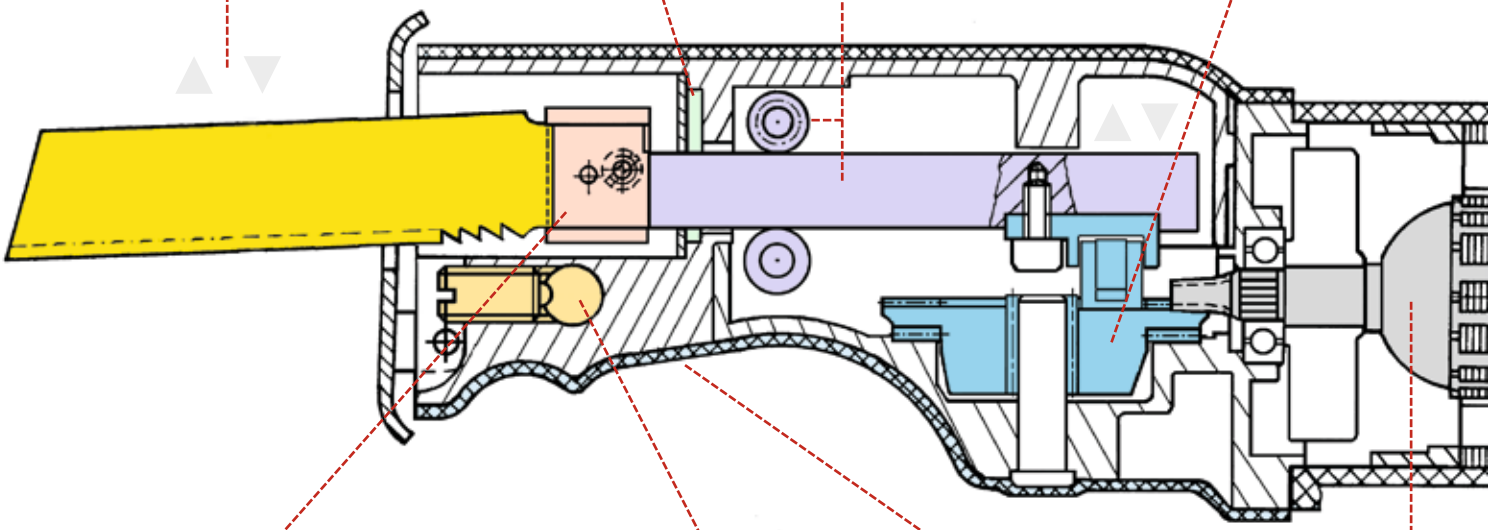




Universal saw blade clamp for mounting all saw blades – with universal or double tang – without changing or turning the saw blade thrust piece.




Unique guide support for 400 % additional sawing force for fast, effortless sawing. Also for effortless demolition work.

V/bar

Drive motors
230 V, 110 V, 48 V,
18 V, 6 bar

Ergonomically shaped front housing grip with slip resistant protection cover, for forceful feed forward while sawing free-hand.

# REMS reciprocating saws Legend

**VE**

**Vario-Electronic**
Electronic stepless speed control of drive unit for sensitive start-sawing and for stroke selection during sawing according to the material. The stroke speed is controlled continuously by variable pressure on the touch switch from 0 to 2,800 rpm (REMS Puma VE), 0 to 2,400 rpm (REMS Cat ANC VE, REMS Tiger ANC VE) or 0 to 1,800 rpm (REMS Akku-Cat ANC VE) (accelerator switch).

**n ideal**

**Ideal speed**
Deliberately fixed speed. Therefore optimum cutting speed for maximum protection of motor and gear and maximum service life of saw blades.

The ideal cutting speed of 2,400 rpm has been determined by extensive sawing tests with steel pipe which lead to optimum performance in combination with the aggressive, fixed orbital action, guide support and REMS special saw blade.



**Power-transferring guide support**
For assembly and dismantling. Unique guide support with 5-fold leverage enables effortless, fast and right angle sawing anywhere at site, without vice. Ideal handling, easy and rapid to operate, positioned with one hand only for chucking and sawing. No loose swinging chain and cumbersome handling as with chain vice. No danger of jamming by limitation of swing angle. 400 % additional sawing force for effortless, super fast sawing during assembly and dismantling, e.g. 2" steel pipe in only 8 s. Straight machine handle for optimum forward feed.

**SR/ INOX**

**Speed-Regulation**
Stepless electronic speed control of drive unit for selecting the speed according to the material. Ideal for sawing stainless steel pipe, cast pipe and for sawing boilers, tanks, bath tubs etc. The speed is continuously adjustable between 700 and 2,200 rpm on the dial. The electronic speed control which is being used keeps the selected speed constant, also under load, including speed generator, control electronics, residual current limitation for sensitive start-sawing, motor temperature control of field wires with PTC resistance (Positive Temperature Coefficient) and stall protection of gear and motor.

**kg**

**Weight**
High sawing efficiency at low weight by innovative, proven technology and perfect tuning of all components. For effortless, fatique-free sawing and easy handling.

**W**

**Power**
All power data stated to be understood as the rated power input. The drive motors of REMS reciprocating saws have a very high efficiency of approx. 65% thanks to an outstanding technology and quality. Therefore the user has a high power output available which is useful particularly for sawing difficult-to-cut materials, e.g. steel pipe. High power output can only be used fully by levered sawing, e.g. with the REMS guide support.

**V/bar**

**Drive Motors**
Depending on model universal motors of voltages of 230 V, 110 V, 48 V, battery motors 18 V or pneumatic motors for 6 bar operating pressures are used. All drive motors are extremely powerful, fulfill highest quality demands and come with large power reserves, for long service life.



**Saw blade holder with quick-change system**
Practical saw blade holder with quick-change system for fast saw blade changing without tools. For holding single tang saw blades.



**Continuously adjustable support shoe**
Swivel support shoe for safe guiding of the saw on the material to be sawn. Support shoe continuously adjustable in longitudinal direction by 40 mm for better utilisation of partially blunted saw blades and for setting the plunge-in depth of the saw blade in the material.



**Anti-vibration system**
Special drive technology with mass compensation and vibration damping handles. For low vibration, effortless sawing.




**Saw blade can be inserted turned 180°.**
Saw blade can be inserted with the teeth facing down or turned 180° facing up for cuts in confined spaces with difficult access.

# REMS Puma VE

Universal electric reciprocating saw

Powerful power tool for universal free-hand sawing. Only 3.8 kg. Ideal for assembly, disassembly, repair.

Many materials, e.g. wood, wood with nails, pallets, metal, even stainless steel, cast iron, breeze blocks, plaster boards, pumice stone, brick



**REMS Puma VE – the powerful universal saw with anti-vibration system. Quick saw blade change without tools. Adjustable support shoe.**

## Universal use

Can be used anywhere, free hand, over head, in tight corners, flush with the wall. Extremely versatile and powerful. For all sawing work on the building site and for rescue and emergency operations. Also for plunge-cut sawing.

## Design

Powerful, suitable for building sites. Handy, easy grip shape. Only 3.8 kg. Ergonomically designed front housing grip with non-slip, heat insulating protective jacket with soft grip, for powerful sawing thrust. Practical D-shaped handle with vibration damping soft grip. Drive rod runs in an enclosed drive housing for safe work. Large saw blade stroke, 30 mm, for better cut clearance. Fast stroke speed up to 2,800 rpm for fast sawing thrust and effective sawing. Robust crank drive, maintenance-free. High sliding special seal protects the gear against water and dust. Powerful, high capacity universal motor with large power reserve, 1,300 W, safety switch. 4 m long connecting lead. Safety switch.

## Anti-vibration system

Special drive technology with mass compensation and vibration damping handles. For low vibration, effortless sawing.

## Vario-Electronic

Continuous electronic stroke speed control for gentle start of sawing and selection of a stroke speed suitable for the material. The stroke speed can be continuously controlled by variable pressure on the safety switch from 0 to 2,800 rpm (accelerator switch).

## Saw blade holder with quick-change system

Practical saw blade holder with quick-change system for fast saw blade changing without tools. For holding single tang saw blades. Saw blade can be inserted with the teeth facing down or turned 180° facing up for cuts in confined spaces with difficult access.

## REMS saw blades

Full range of REMS saw blades for free-hand sawing of different materials (page 65).

## Continuously adjustable support shoe

Swivel support shoe for safe guiding of the saw on the material to be sawn. Support shoe continuously adjustable in longitudinal direction by 40 mm for better utilisation of partially blunted saw blades and for setting the plunge-in depth of the saw blade in the material. For economical working.









## Supply format

**REMS Puma VE Set.** Electric universal reciprocating saw with Vario-Electronic (VE) for free-hand sawing, with anti-vibration system. Drive machine with D-shaped handle with soft grip, maintenance-free, water and dust-proof crank drive, powerful 230 V, 50–60 Hz, 1,300 W universal motor, safety switch, connecting cable 4 m. Continuous electronic stroke speed control (accelerator switch) 0 to 2,800 rpm. 30 mm stroke. Saw blade holder with quick-change system Adjustable support shoe. 1 REMS saw blade 210-1.8/2.5. In sturdy steel case.

| | Art.-No. | |
|---|---|---|
| | 560023 | |

Other voltages on request.






Accessories

| Description | Art.-No. | |
|---|---|---|
| **REMS Puma VE drive unit** | 560003 | |
| **REMS saw blades** see page 65. | | |
| **Steel case** | 566051 | |



# REMS Cat ANC VE

Universal electric reciprocating saw

Powerful, robust, handy power tool for universal free-hand sawing. Only 3.0 kg. Ideal for assembly, dismantling, repair.

Many materials, e.g. wood, wood with nails, pallets, metal, even stainless steel, cast iron, breeze blocks, plaster boards, pumice stone, brick

Especially also for steel pipes




**REMS Cat ANC VE – saws anything, anywhere.
Extremely versatile and powerful.
Robust and handy.**

## Universal use

Ready for use anywhere, free-hand, overhead, in confined areas, flush to wall. Extremely versatile and efficient. Especially also for sawing metal pipes, sawing up boilers, tanks, bath tubs. For rescue and emergency operations. Also for plunge-cut sawing.

## Design

Robust, job site-proven. Slender, handy design. Super light, only 3.0 kg. Ergonomically shaped front housing grip with slip resistant, heat insulating protection cover with soft grip, for forceful feed forward. Proven D-shaped handle. Swivel support shoe for safe guiding of the saw on the material to be sawn. High sliding silicone gasket protects gear against water and dust. Powerful universal motor with ample reserve capacity, 1050 W. Safety tip switch.

## Sturdy, square lift rod

In special solid steel, mounted precisely in needle bearings towards the force direction and along the complete stroke length, for distortion-free, precise cutting also during tough use. For extremely long service life. Drive rod runs in an enclosed housing for safe work.

## Oscillating drive with ANC

Super stable, water and dust resistant, maintenance-free oscillating drive for simultaneous generation of sawing stroke and orbital action of lift rod and saw blade. Allround needle bearing mounted crank drive (ANC) reduces friction, heat generation, wear. For long service life of drive also at extreme sawing.

ANC

- reduced friction and wear
- substantially reduced heat generation
- for extremely long service life, also during tough use

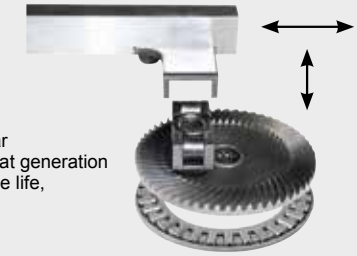

## Aggressive orbital action

Agressive orbital action by vertical hacking motion of saw blade provides forceful, fast forward feed, excellent chip flow and long service life of saw blades. Fixed orbital action, running in needle bearings, ensures long-lasting and forceful sawing also during extreme load conditions, e.g. sawing of steel pipe.

## Vario-Electronic

Electronic stepless speed control of drive unit for sensitive start sawing and for speed selection during sawing. The speed is controlled by pressing the tip switch steplessly from 0 to 2,400 rpm (acceleration switch).

## Universal saw blade clamp

All saw blades – with universal or double tang – can be clamped without changing or turning the saw blade thrust piece.

## REMS universal saw blade

Only 1 REMS universal saw blade (page 64) for all sawing work instead of many different saw blades. Double tang for free-hand sawing and sawing with guide holder.

## REMS saw blades

Full range of REMS saw blades for free-hand sawing of different materials (page 65).





German Quality Product

Tested by electrosuisse

## Supply format

**REMS Cat ANC VE Set.** Electric universal reciprocating saw with Vario-Electronic (VE) for free-hand sawing. Drive unit with D-shaped handle, maintenance-free, water and dust resistant oscillating drive with allround needle bearing mounted crank drive (ANC), aggressive orbital action, powerful universal motor 230 V or 110 V, 50–60 Hz, 1050 W, safety tip switch. Electronic stepless speed control (acceleration switch) 0 to 2,400 rpm. Universal saw blade clamp. Hexagon key. 1 REMS universal saw blade 150-1.8/2.5. In sturdy steel case.

| | Art.-No. | |
|---|---|---|
| | 560040 | |

Other voltages on request.



3.0 kg | 1050 W | 230 V | VE

ANC

Accessories

| Description | Art.-No. | |
|---|---|---|
| **REMS Cat ANC VE drive unit** | 560004 | |
| **REMS saw blades** see page 64–65. | | |
| **Steel case** | 566005 | |



# REMS Tiger ANC/VE/SR

Electric reciprocating pipe saws

Powerful, robust, handy power tool with force-transmitting guide holder for effortless, fast, right-angled sawing everywhere on site, without a vice. Also for universal free-hand sawing. Only 3.0 kg. Ideal for assembly, dismantling, repair.

Ideal for steel pipes and others.

Many materials, e.g. wood, wood with nails, pallets, metal, even stainless steel, cast iron, breeze blocks, plaster boards, pumice stone, brick

For materials that are difficult to cut, e.g. stainless steel pipes, hard cast iron, use the REMS Tiger ANC SR with electronic stroke speed control.

**REMS Tiger – the saw for the pipe fitter.**
**Saws effortless, fast, right angle.**
**Robust and handy.**

## Power-transferring guide support

400 % additional sawing force for effortless, super fast sawing, e.g. 2" steel pipe in only 8 s. For assembly and dismantling. Unique guide support with 5-fold leverage enables effortless, fast and right angle sawing anywhere at site, without vice. Ideal handling, easy and rapid to operate, positioned with one hand only for chucking and sawing. No loose swinging chain and cumbersome handling as with chain vice. No danger of jamming by limitation of swing angle. For optimum in-feed with guide support a straight machine handle is advantageous.

## Right angle sawing

Right angle cut thanks to REMS guide support and REMS special saw blade. Essential for subsequent operations in pipe installation.

## REMS special saw blade

REMS special saw blade (page 64), extra thick, rigid and unbendable, double tang, absolutely essential for right-angled sawing and fast disassembly of steel pipes with force-transmitting guide holder.

## REMS universal saw blade

Only 1 REMS universal saw blade (page 64) for all sawing work instead of many different saw blades. Double tang for free-hand sawing and sawing with guide holder.

## REMS saw blades

Full range of REMS saw blades for free-hand sawing of different materials (page 65).

## Universal saw blade clamp

All saw blades – with universal or double tang – can be clamped without changing or turning the saw blade thrust piece.

## Design

Robust, job site-proven. Slender, handy design. Super light, only 3.0 kg. Can be used anywhere. Ergonomically shaped front housing grip with slip resistant protection cover for forceful feed forward during free-hand sawing. Choice of practical D-shaped handle, advantegeous during free-hand sawing, or straight machine handle, advantegeous during sawing with guide support. Swivel support shoe for safe guiding of the saw on the material to be sawn. High sliding silicone gasket protects gear against water and dust. Powerful universal motor with ample reserve capacity, 1050 W respectively 1400 W (REMS Tiger ANC SR). Safety tip switch. Choice of drive unit with fixed, ideal speed, electronic speed control (Vario-Electronic) or electronic speed regulation. Overload protection (REMS Tiger ANC) protects motor, gear and saw blade. The electronic speed control which is being used (REMS Tiger ANC SR) keeps the selected speed constant, also under load, including speed generator, control electronics, residual current limitation for sensitive start-sawing, motor temperature control of field wires with PTC resistance (Positive Temperature Coefficient) and stall protection of gear and motor.

## Sturdy, square lift rod

In special solid steel, mounted precisely in needle bearings towards the force direction and along the complete stroke length, for distortion-free, precise cutting also during tough use. For extremely long service life. Drive rod runs in an enclosed housing for safe work.

## Oscillating drive with ANC

Super stable, water and dust resistant, maintenance-free oscillating drive for simultaneous generation of sawing stroke and orbital action of lift rod and saw blade. Allround needle bearing mounted crank drive (ANC) reduces friction, heat generation, wear. For long service life of drive also at extreme sawing.

## Aggressive orbital action

Aggressive orbital action by vertical hacking motion of saw blade provides forceful, fast forward feed, excellent chip flow and long service life of saw blades. Fixed orbital action, running in needle bearings, ensures long-lasting and forceful sawing also during extreme load conditions, e.g. sawing of steel pipe. Adjustable mechanisms with a great variety of parts and a reduced system stability do not withstand the high feed forward pressure and the heavy-duty requirements of forceful cutting of steel pipes, particularly when a guide support with leverage is being used.




German Quality Product

Tested by electrosuisse









# REMS Tiger ANC/VE/SR

Electric reciprocating pipe saws

**Ideal speed** (REMS Tiger ANC)
Deliberately fixed speed. Therefore optimum cutting speed for maximum protection of motor and gear and maximum service life of saw blades. The ideal cutting speed of 2,400 rpm has been determined by extensive sawing tests with steel pipe which lead to optimum performance in combination with the aggressive, fixed orbital action, guide support and REMS special saw blade.

**Vario-Electronic** (REMS Tiger ANC VE)
Electronic stepless speed control of drive unit for sensitive start-sawing and for speed selection during sawing according to the material. Also for plunge-cut sawing. The stroke speed can be continuously controlled by variable pressure on the safety switch from 0 to 2,400 rpm (accelerator switch).

**Speed Regulation** (REMS Tiger ANC SR)
Stepless electronic speed control of drive unit for selecting the stroke according to the material. Ideal for sawing stainless steel pipe, cast pipe and for sawing boilers, tanks, bath tubs etc. Also for plunge-cut sawing. The number of strokes is steplessly adjustable on the dial from 700 to 2,200 rpm.







German Quality Product



## Supply format

**REMS Tiger ANC Set.** Electric reciprocating pipe saw for effortless, fast, right angle sawing with guide support and for free-hand sawing. Drive unit with straight machine handle, maintenance-free, water and dust resistant oscillating drive with allround needle bearing mounted crank drive (ANC), aggressive orbital action, powerful universal motor 230 V or 110 V, 50–60 Hz, 1050 W, safety tip switch. Fixed stroke 2,400 rpm. Overload protection. Universal saw blade clamp. Hexagon key. Guide support 2". 2 pcs. REMS special saw blades 2"/140-3,2. In sturdy steel case.

| | Art.-No. | |
|---|---|---|
| | 560020 | |

Other voltages, also 48 V on request.




## Supply format

**REMS Tiger ANC VE Set.** Electric reciprocating pipe saw with Vario-Electronic for effortless, fast, right angle sawing with guide support and for free-hand sawing. Drive unit with D-shape handle, maintenance-free, water and dust resistant oscillating drive with allround needle bearing mounted crank drive (ANC), aggressive orbital action, powerful universal motor 230 V or 110 V, 50–60 Hz, 1050 W, safety tip switch. Electronic stepless speed control (acceleration switch) 0 to 2,400 rpm. Universal saw blade clamp. Hexagon key. Guide support 2". 2 pcs. REMS special saw blades 2"/140-3,2. In sturdy steel case.

| | Art.-No. | |
|---|---|---|
| | 560027 | |

Other voltages on request.




## Supply format

**REMS Tiger ANC SR Set.** Electric reciprocating pipe saw with speed regulation (SR) for effortless, fast, right angle sawing with guide support and for free-hand sawing. Drive unit with straight machine handle, maintenance-free, water and dust resistant oscillating drive with allround needle bearing mounted crank drive (ANC), aggressive orbital action, powerful universal motor 230 V or 110 V, 50–60 Hz, 1400 W, safety tip switch. Stepless electronic speed control 700 to 2,200 rpm with sensitive start-sawing, speed generator, temperature control and stall protection. Universal saw blade clamp. Hexagon key. Guide support 2". 2 pcs. REMS special saw blades 2"/140-3,2. In sturdy steel case.

| | Art.-No. | |
|---|---|---|
| | 560026 | |

Other voltages on request.




Accessories

| Description | Art.-No. | |
|---|---|---|
| **REMS Tiger ANC drive unit** | 560000 | |
| **REMS Tiger ANC VE drive unit** | 560008 | |
| **REMS Tiger ANC SR drive unit** | 560001 | |
| **REMS saw blades** see page 64–65. | | |
| **Guide support 2"**, for pipes Ø ⅛–2" | 563000 | |
| **Guide support 4"**, for pipes Ø 2½–4" | 563100 | |
| **Guide support 6"**, for pipes Ø 5–6" | 563200 | |
| **Dual purpose holder** for sawing and threading, with REMS Tiger ANC and REMS Amigo E, Amigo, Amigo 2 | 543100 | |
| **Protective cap for guide support** 2", 4" and 6", for clamping of thin-walled material | 563008 | |
| **Steel case** | 566051 | |



# REMS Tiger ANC pneumatic

Pneumatic reciprocating pipe saw

Powerful, robust, handy compressed air tool with force-transmitting guide holder for effortless, fast, right-angled sawing everywhere on site, without a vice. Also for universal free-hand sawing. Ideal for use in dangerous, e.g. in wet environment. For assembly, dismantling, repair.

Ideal for steel pipes and others.

Many materials, e.g. wood, wood with nails, pallets, metal, even stainless steel, cast iron, breeze blocks, plaster boards, pumice stone, brick

For materials that are difficult to cut, e.g. stainless steel pipes, hard cast iron, use the REMS Tiger ANC SR with electronic stroke speed control.



**REMS Tiger pneumatic –
for sawing in dangerous environment.**

**Saws effortless, fast, right-angle. Unique guide support for 400 % additional sawing force. Sturdy, square lift rod. Oscillating drive with ANC.**

**Aggressive orbital action for fast feed forward sawing and long service life of saw blades. Universal saw blade clamp.**

## Design

Robust, job site-proven. Slender, handy design. Super light, only 3.8 kg. Can be used anywhere. Ergonomically shaped front housing grip with slip resistant, heat insulating protection cover with soft grip, for forceful feed forward during free-hand sawing. Swivel support shoe for safe guiding of the saw on the material to be sawn. High sliding silicone gasket protects gear against water and dust. Powerful pneumatic motor with ample reserve capacity, 1000 W. Stroke speed control (accelerator switch) 0 to 1,700 rpm. Operating pressure 6 bar, air consumption ≤ 1.6 m³/min. Safety switch with lock.

Additional description see REMS Tiger ANC, page 60 – 61.

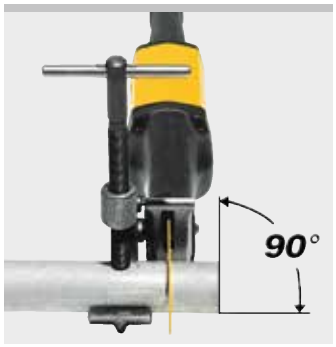




German Quality Product






## Supply format

**REMS Tiger ANC pneumatic Set.** Pneumatic reciprocating pipe saw for effortless, fast, right angle sawing with guide support and for free-hand sawing. Drive unit with straight machine handle, maintenance-free, water and dust resistant oscillating drive with allround needle bearing mounted crank drive (ANC), aggressive orbital action, powerful pneumatic 1000 W, operating pressure 6 bar, safety switch with lock. Stroke speed control (accelerator switch) 0 to 1,700 rpm. Air inlet hose, air outlet hose. Universal saw blade clamp. Hexagon key. Guide support 2". 2 pcs. REMS special saw blades 2"/140-3,2. In sturdy steel case.

| | Art.-No. | |
|---|---|---|
| | 560022 | |

## Accessories

| Description | Art.-No. | |
|---|---|---|
| **REMS saw blades** see page 64 – 65. | | |
| **REMS Tiger ANC pneumatic drive unit** | 560002 | |
| **Guide support 2"**, for pipes Ø ⅛ – 2" | 563000 | |
| **Guide support 4"**, for pipes Ø 2½ – 4" | 563100 | |
| **Guide support 6"**, for pipes Ø 5 – 6" | 563200 | |
| **Dual purpose holder** for sawing and threading, with REMS Tiger ANC and REMS Amigo E, Amigo, Amigo 2 | 543100 | |
| **Protective cap for guide support** 2", 4" and 6", for clamping of thin-walled material | 563008 | |
| **Steel case** | 566051 | |



# REMS Akku-Cat ANC VE

Cordless universal reciprocating saw

Powerful, robust, handy power tool for universal free-hand sawing. Only 3.1 kg. Ideal for assembly, dismantling, repair.

Many materials, e.g. wood, wood with nails, pallets, metal, even stainless steel, cast iron, breeze blocks, plaster boards, pumice stone, brick

Especially also for steel pipes

**REMS Akku-Cat ANC VE Li-Ion – saws anything, anywhere. Extremely versatile and powerful. Robust and handy.**

## Universal use

Ready for use anywhere, free-hand, overhead, in confined areas, flush to wall. Mains independent. Extremely versatile and efficient, particularly for metal. Saws metal pipes, boilers, tanks, bath tubs, window frames, etc., for rescue and disaster service operations. Also for plunge-cut sawing.

## Design

Robust, job site-proven. Slender, handy design. Super light, drive unit with battery only 3.1 kg. Ergonomically shaped front housing grip with slip resistant, heat insulating protection cover with soft grip, for forceful feed forward. Proven D-shaped handle. Swivel support shoe for safe guiding of the saw on the material to be sawn. High sliding silicone gasket protects gear against water and dust. Powerful 18 V battery motor with ample reserve capacity, 500 W output. Safety tip switch. Electronic charging status check with low discharge protection.

## Sturdy, square lift rod

In special solid steel, mounted precisely in needle bearings towards the force direction and along the complete stroke length, for distortion-free, precise cutting also during tough use. For extremely long service life.

## Oscillating drive with ANC

Super stable, water and dust resistant, maintenance-free oscillating drive for simultaneous generation of sawing stroke and orbital action of lift rod and saw blade. Allround needle bearing mounted crank drive (ANC) reduces friction, heat generation, wear. For long service life of drive also at extreme sawing.

## Vario-Electronic

Electronic stepless speed control of drive unit for sensitive start sawing and for speed selection during sawing. The speed is controlled by pressing the tip switch steplessly from 0 to 1,800 rpm (acceleration switch).

## Aggressive orbital action

Aggressive orbital action by vertical hacking motion of saw blade provides forceful, fast forward feed, excellent chip flow and long service life of saw blades. Fixed orbital action, running in needle bearings, ensures long-lasting and forceful sawing also during extreme load conditions, e.g. sawing of steel pipe.

## Li-Ion PLUS technology

Highly resistant Li-Ion 18 V battery with 3.2 Ah capacity, for long service life. Powerful and light. Total discharge and overload protection with single cell monitoring. Temperature monitoring during the charging process. Operating temperature range – 10 to + 60 °C. No memory effect for maximum battery power. Rapid charger for short charging times.

## Universal saw blade clamp

All saw blades – with universal or double tang – can be clamped without changing or turning the saw blade thrust piece.

## REMS saw blades

See page 64 – 65.




ANC

- reduced friction and wear
- substantially reduced heat generation
- for extremely long service life, also during tough use

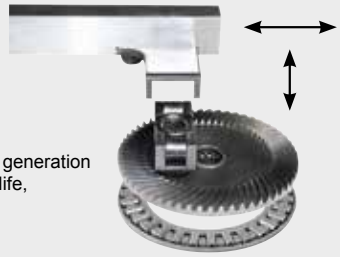

German Quality Product





3.5 kg | 500 W | 18 V | VE

ANC

## Supply format

**REMS Akku-Cat ANC VE Li-Ion.** Battery driven universal reciprocating saw with Vario-Electronic (VE) for free-hand sawing. Drive unit with D-shaped handle, maintenance-free, water and dust resistant oscillating drive with allround needle bearing mounted crank drive (ANC), aggressive orbital action, powerful 18 V battery motor, safety tip switch. Electronic stepless speed control (acceleration switch) 0 to 1,800 rpm. Battery Li-Ion 18 V, 3.2 Ah, rapid charger Li-Ion/Ni-Cd 230 V or 110 V, 50–60 Hz, 50 W. Universal saw blade clamp. Hexagon key. 1 pcs REMS universal saw blade 150-1,8/2,5. In sturdy case.

| | Art.-No. | |
|---|---|---|
| | 560051 | |

Other voltages on request.

Accessories

| Description | Art.-No. | |
|---|---|---|
| **REMS saw blades** see page 64 – 65. | | |
| **REMS Akku-Cat ANC VE drive unit,** without battery | 560009 | |
| **Battery Li-Ion 18 V, 3.2 Ah** | 565225 | |
| **Rapid charger Li-Ion/Ni-Cd 230 V,** 50 – 60 Hz, 65 W | 571560 | |
| **Case** with inlay | 566025 | |



# REMS special saw blades

For REMS Tiger ANC/VE/SR,
REMS Tiger ANC pneumatic and other makes

Special saw blades for right angle sawing
and for fast dismantling of steel pipes
with power transmitting guide support.

Steel pipes


















## REMS special saw blades – for right-angled sawing with force-transmitting guide holder, for 400% more sawing power.

Specially developed for REMS Tiger ANC.

Absolutely essential for right angle sawing and for fast dismantling with power transmitting guide support. This produces multiple thrust pressure by a five-fold force-transmitting leverage, for 400% more sawing power. Normal saw blades with single tang do not withstand the high feed pressure during sawing with guide support, they break at the mounting point.

For this reason, extra thick REMS special saw blade, resistant to bending and distortion.

Double tang mounting with exceptionally wide clamping face ensures accurate seating and high stability.

Coarse, corrugated tooth pattern for rapid sawing. Long service life.

German Quality Product

| REMS special saw blades<br>➔ REMS Tiger, etc. | Ø inches/<br>Length<br>mm | Tooth<br>pitch<br>mm | Material* | Teeth | Colour | | | Art.-No. | |
|---|---|---|---|---|---|---|---|---|---|
| **REMS special saw blade 2"/140-2,5**<br>steel pipes ≤ 2" | 2"/140 | 2,5 | HSS-Bi | | yellow | 5 | | 561007 | |
| **REMS special saw blade 2"/140-3,2**<br>steel pipes ≤ 2" | 2"/140 | 3,2 | HSS-Bi | | yellow | 5 | | 561001 | |
| **REMS special saw blade 4"/200-3,2**<br>steel pipes ≤ 4" | 4"/200 | 3,2 | HSS-Bi | | yellow | 5 | | 561002 | |
| **REMS special saw blade 6"/260-3,2**<br>steel pipes ≤ 6" | 6"/260 | 3,2 | HSS-Bi | | yellow | 5 | | 561008 | |

For hard-to-machine materials, e.g. stainless steel pipes, hard cast iron pipes, use the finer toothed REMS universal saw blade instead of the REMS special saw blade in combination with REMS Tiger ANC SR with electronic speed regulation (page 61).

# REMS universal saw blades

For REMS Cat ANC VE, REMS Tiger ANC/VE/SR,
REMS Akku-Cat ANC VE and other makes

Universal saw blade for free-hand sawing and
for sawing with power transmitting guide support.
Instead of many different saw blades.

Many materials, e.g. wood, wood with nails, pallets, metal, even stainless steel, cast iron, breeze blocks, plaster boards, pumice stone, brick

Highly flexible, also ideal for sawing flush with the wall.



















## REMS universal saw blades – for all sawing jobs.

Only 1 universal saw blade instead of many different saw blades for all sawing jobs.

Resilient material, highly flexible, also for flush-to-wall sawing.

Double tang mounting with exceptionally wide clamping face for accurate seating and high stability. Also for sawing with power transmitting guide support. Single tang saw blades are unable to cope with the high thrust pressure when sawing with a guide holder, they break at the clamping point.

Alternating tooth pitch (combi-teeth) for fast, smooth cut, very highly hardened in the teeth area. Straight-set teeth.

Thus outstanding cutting performance and prolonged service life.

German Quality Product

| REMS universal saw blades<br>➔ REMS Tiger, REMS Cat, etc. | Length<br>mm | Tooth<br>pitch<br>mm | Material* | Teeth | Colour | | | Art.-No. | |
|---|---|---|---|---|---|---|---|---|---|
| **REMS universal saw blade 100-1,8/2,5**<br>for all sawing work | 100 | Combo<br>1,8/2,5 | HSS-Bi<br>flexible | | red | 5 | | 561006 | |
| **REMS universal saw blade 150-1,8/2,5**<br>for all sawing work | 150 | Combo<br>1,8/2,5 | HSS-Bi<br>flexible | | red | 5 | | 561005 | |
| **REMS universal saw blade 200-1,8/2,5**<br>for all sawing work | 200 | Combo<br>1,8/2,5 | HSS-Bi<br>flexible | | red | 5 | | 561003 | |
| **REMS universal saw blade 300-1,8/2,5**<br>for all sawing work | 300 | Combo<br>1,8/2,5 | HSS-Bi<br>flexible | | red | 5 | | 561004 | |

Also for nail-embedded wood, pallets. For hard-to-machine materials, e.g. stainless steel pipes, hard cast iron pipes, lower speed required, e.g. by using REMS Tiger ANC SR with electronic speed regulation (page 61).



* HSS-Bi: bimetal high speed steel WS: tool steel HM: carbide

# REMS saw blades

For REMS Puma VE, REMS Cat ANC VE, REMS Tiger ANC/VE/SR, REMS Akku-Cat ANC VE and other makes

## Saw blades for free-hand sawing for different materials.

Alternating tooth pitch (combi-teeth) for fast, smooth cut, also when sawing mixed materials (wood/metal).

Flexible saw blades, also for sawing flush with wall.

- Corrugated teeth for smooth cut with low tooth pitch.
- Straight-set teeth for aggressive cut with coarse tooth pitch.
- Straight teeth for saw blades with very wide carbide teeth.
- Carbide-granulate for materials that are difficult to cut.

German Quality Product

| **REMS saw blades for metal**<br>➔ REMS Puma, REMS Cat, REMS Tiger, etc. | Length mm | Tooth pitch mm | Material* | Teeth | Colour | | Art.-No. |
|---|---|---|---|---|---|---|---|
| **REMS saw blade 150-1**<br>sheet metal, metal, also stainless steel, ≥ 1.2 mm | 150 | 1 | HSS-Bi flexible | | red | 5 | 561105 |
| **REMS saw blade 200-1**<br>sheet metal, metal, also stainless steel, ≥ 1.2 mm | 200 | 1 | HSS-Bi flexible | | red | 5 | 561106 |
| **REMS saw blade 90-1,4**, curved blade<br>metal, also stainless steel, ≥ 1.5 mm | 90 | 1,4 | HSS-Bi | | red | 5 | 561107 |
| **REMS saw blade 150-1,4**<br>metal, also stainless steel, ≥ 1.5 mm | 150 | 1,4 | HSS-Bi flexible | | red | 5 | 561104 |
| **REMS saw blade 200-1,4**<br>metal, also stainless steel, ≥ 1.5 mm | 200 | 1,4 | HSS-Bi flexible | | red | 5 | 561108 |
| **REMS saw blade 100-1,8**<br>metal, also stainless steel, ≥ 2 mm | 100 | 1,8 | HSS-Bi flexible | | red | 5 | 561101 |
| **REMS saw blade 150-1,8**<br>metal, also stainless steel, ≥ 2 mm | 150 | 1,8 | HSS-Bi flexible | | red | 5 | 561103 |
| **REMS saw blade 200-1,8**<br>metal, also stainless steel, ≥ 2 mm | 200 | 1,8 | HSS-Bi flexible | | red | 5 | 561102 |
| **REMS saw blade 200-2,5**<br>metal, also stainless steel, ≥ 3 mm | 200 | 2,5 | HSS-Bi flexible | | red | 5 | 561109 |
| **REMS saw blade 280-2,5**<br>metal, also stainless steel, ≥ 3 mm | 280 | 2,5 | HSS-Bi flexible | | red | 5 | 561112 |

German Quality Product

| **REMS saw blades for wood and metal**<br>➔ REMS Puma, REMS Cat, REMS Tiger, etc. | Length mm | Tooth pitch mm | Material* | Teeth | Colour | | Art.-No. |
|---|---|---|---|---|---|---|---|
| **REMS saw blade 210-1,8/2,5**<br>round tip, no sticking<br>pallets, wood, wood with nails, metal ≥ 2.5 mm | 210 | Combo 1,8/2,5 | HSS-Bi flexible | | black | 5 | 561113 |
| **REMS saw blade 150-2,5**<br>wood, wood with nails, pallets, metal ≥ 3 mm | 150 | 2,5 | HSS-Bi flexible | | black | 5 | 561110 |
| **REMS saw blade 225-2,5**, extra thick, for disassembly<br>wood, wood with nails, metal ≥ 3 mm | 225 | 2,5 | HSS-Bi | | black | 3 | 561114 |
| **REMS saw blade 300-2,5**, extra thick, for disassembly<br>wood, wood with nails, metal ≥ 3 mm | 300 | 2,5 | HSS-Bi | | black | 3 | 561116 |
| **REMS saw blade 300-4,2**<br>wood | 300 | 4,2 | WS | | black | 5 | 561111 |
| **REMS saw blade 225-3,2/5,0**<br>wood, wood with nails | 225 | Combo 3,2/5,0 | HSS-Bi flexible | | black | 5 | 561117 |
| **REMS saw blade 290-5,0/6,35**<br>green wood | 290 | Combo 5,0/6,35 | WS | | black | 5 | 561118 |
| **REMS saw blade 150-6,35**<br>wood | 150 | 6,35 | WS | | black | 5 | 561119 |

| **REMS saw blades for different purposes**<br>➔ REMS Puma, REMS Cat, REMS Tiger, etc. | Length mm | Tooth pitch mm | Material* | Teeth | Colour | | Art.-No. |
|---|---|---|---|---|---|---|---|
| **REMS saw blade 150-4,2**<br>breeze blocks, plasterboard | 150 | 4,2 | WS | | white | 5 | 561115 |
| **REMS saw blade 225-8,5**<br>breeze blocks, hard wood | 225 | 8,5 | HM | | white | 1 | 561120 |
| **REMS saw blade 300-8,5**<br>breeze blocks, hard wood | 300 | 8,5 | HM | | white | 1 | 561121 |
| **REMS saw blade 400-8,5**<br>breeze blocks, hard wood | 400 | 8,5 | HM | | white | 1 | 561122 |
| **REMS saw blade 235-12**<br>breeze blocks, pumice, brick | 235 | 12 | HM | | white | 1 | 561123 |
| **REMS saw blade 300-12**<br>breeze blocks, pumice, brick | 300 | 12 | HM | | white | 1 | 561124 |
| **REMS saw blade 300-12**, extra high blade<br>breeze blocks, pumice, brick | 300 | 12 | HM | | white | 1 | 561125 |
| **REMS saw blade 200**<br>cast iron etc. | 200 | | HM-G | | white | 2 | 561126 |











* HSS-Bi: bimetal high speed steel WS: tool steel HM: carbide HM-G: carbide-granulate

# REMS Turbo Cu-INOX

Circular pipe sawing machine

Compact, portable circular pipe sawing machine for burr-reduced, right angle and rapid sawing. Ideal for stainless steel and copper tubes of pressfitting systems. For job site and workshop.

| | |
|---|---|
| Stainless steel tubes, copper tubes and other materials | Ø ≤ 76 mm |
| REMS saw blade | Ø 225 mm |

**REMS Turbo Cu-INOX – burr-reduced, right angle, rapid. Burr-reduced sawing through double clamping vice. Powerful, e.g. Ø 22 mm in only 4 s. Easy to transport.**

## Ideal for pressfitting systems

In accordance with requirements:
**Dry sawing,** so no damage to O-rings from lubricants.
**Burr-reduced** through double clamping vice.
**Optimum cutting** speed prevents degradation of pipe material through overheating.

## Design

Compact, robust, job site-proven. Small in size, handy, portable, only 17 kg. Easy sawing through favourable leverage effect. Fast saw blade change. Precise sawing. Mark on the saw blade protection cover showing the saw blade cutting line. Connection for driving outer/inner pipe deburrer REMS REG 10–54 E. For workbench and stand.

## Universal double clamping vice

Robust, easy-running universal double clamping vice for burr-reduced sawing. Both pipe ends remain securely clamped during sawing. Easy, secure clamping also of thin-walled pipes through inclined jaw. Only one strong clamping spindle for both clamping sides ensures even, effortless and secure clamping of the material.

## Drive

Robust gear, precisely mounted in roller and needle bearings, maintenance-free. Proven universal motor, 500 W. Powerful, e.g. stainless steel pipe Ø 22 mm in only 4 s. Ideal speed 60 rpm for optimum cutting speed and smooth sawing.

## REMS saw blades

Top German quality. REMS circular saw blade HSS 225 × 2 × 32, 220 teeth, for metal, adjusted to the efficiency of REMS Turbo Cu-INOX for sawing stainless steel tubes. Specially fine-toothed, hardened and ground. For easy and exact sawing. Prolonged durability. REMS circular saw blade HSS-E (cobalt alloyed) 225 × 2 × 32, 220 teeth, for metal, for even better durability. Specially fine-toothed, hardened and ground.

## Outer/inner pipe deburrer

Outer/inner pipe deburrer REMS REG 10–54 E for pipes Ø 10–54 mm, Ø ½–2⅛", for electric drive with the REMS Turbo Cu-INOX pipe circular sawing machine and others, see page 89.







German Quality Product



## Supply format

**REMS Turbo Cu-INOX Basic.** Circular pipe saw with universal double clamping vice for burr-reduced, right angle, rapid sawing. Ideal for stainless steel and copper tubes of pressfitting systems. For REMS saw blade Ø 225 mm. With maintenance-free gear, proven universal motor 230 V or 110 V, 50–60 Hz, 500 W. Safety tip switch, saw blade protection cover. Speed 60 rpm. Ring spanner. Hexagon key. Without saw blade. For workbench and stand. In a carton.

| | Art.-No. | |
|---|---|---|
| | 849006 | |

Other voltages on request.

## Accessories

| Description | Art.-No. | |
|---|---|---|
| **REMS circular saw blade HSS** for metal, specially for stainless steel pipes, fine-toothing, 225 × 2 × 32, 220 teeth. | 849703 | |
| **REMS circular saw blade HSS-E** (cobalt alloyed) circular saw blade HSS-E (cobalt alloyed) toothing, 225 × 2 × 32, 220 teeth. Very long service life. | 849706 | |
| **REMS REG 10–54 E** outer/inner pipe deburrer, see page 89 | | |
| **Stand** | 849315 | |
| **REMS Jumbo**, folding workbenches, see page 95. | | |
| **REMS Herkules**, material supports, see page 96. | | |



# REMS Turbo K

Universal circular metal sawing machine
with automatic cooling lubricant unit

Compact, mobile, universal circular metal sawing machine for installation, metal working and industry. For job site and workshop.

| | ○ | □ | ▭ | ▙ | ● | ■ | ▬ |
|---|---|---|---|---|---|---|---|
| 90° | 78 | 55 | 70×50 | 50×50 | 40 | 40 | 50×30 |
| 45° | 60 | 55 | 60×40 | 50×50 | 40 | 40 | 50×30 |

REMS saw blade Ø 225 mm

**REMS Turbo K – the most powerful in its class. Progressive drive, e.g. 2" steel pipe in only 5 s. Easy to transport.**

## Design
Compact, robust, job site-proven. Small in size, handy, portable, complete only 22 kg. Automatic cooling lubricant unit. Easy sawing through favourable leverage effect. Fast saw blade change. Precise sawing. For workbench and stand.

## Universal vice
Robust, easy-running universal vice with strong clamping spindle and large clamping lever for effortless, secure clamping of the material. Standard with clamp insert for thin-walled pipes. Quick setting of bevel angle thanks to clearly laid out scale and clamping lever. Simple, sturdy length stop.

## Drive
Robust, maintenance-free gear, precisely mounted in roller and needle bearings. Proven universal motor, 1200 W. Extremely strong and powerful, e.g. 2" steel pipe in only 5 s. Ideal speed 115 rpm for fast and smooth sawing.

## REMS saw blades
Top German quality. REMS universal circular saw blade HSS 225×2×32 for metal, 120 teeth, adjusted to the efficiency of REMS Turbo K. Specially toothed, hardened and ground. For easy and exact sawing. REMS universal circular saw blade HSS 225×2×32, 220 teeth, adjusted for sawing stainless steel. Specially fine-toothed, hardened and ground. For an even better durability, REMS universal circular saw blade HSS-E (cobalt alloyed) 225×2×32, 220 teeth. Specially fine-toothed, hardened and ground.

## Kühlschmierstoffe
REMS Sanitol and REMS Spezial (page 49). High lubricating and cooling effect. Essential for clean cuts, long service life of saw blades and machine.







German Quality Product



## Supply format

**REMS Turbo K Basic.** Universal circular metal sawing machine with automatic cooling lubricant unit. For straight cuts and bevel cuts up to 45°. For REMS saw blade Ø 225 mm. Maintenance-free gear. Proven, powerful universal motor 230 V or 110 V, 50–60 Hz, 1200 W. Safety tip switch, saw blade protection cover, length stop. Clamp insert for thin-walled pipes. Speed 115 rpm. Ring spanner. Hexagon key. 1 filling of cooling lubricant REMS Spezial. Without saw blade. For workbench and stand. In a carton.

| | Art.-No. | |
|---|---|---|
| | 849007 | |

Other voltages on request.

Accessories

| Description | Art.-No. | |
|---|---|---|
| **REMS universal circular saw blade HSS** for metal, 225×2×32, 120 teeth | 849700 | |
| **REMS circular saw blade HSS for metal,** fine-toothing, 225×2×32, 220 teeth | 849703 | |
| **REMS circular saw blade HSS-E** (cobalt alloyed) for metal, fine-toothing, 225×2×32, 220 teeth. Very long service life. | 849706 | |
| **Electronic speed regulator** for hard-to-machine materials, e.g. stainless steel pipes, hard cast iron pipes. Fixed, optimum speed. | 565051 | |
| **Cooling lubricants** see page 49. | | |
| **Stand** | 849315 | |
| **REMS Jumbo**, folding workbenches, see page 95. | | |
| **REMS Herkules**, material supports, see page 96. | | |






Made in Germany
REMS

# Cutting
# Chamfering
# Deburring


| | | |
|---|---|---|
|  | Pipe and tubing cutters | 70 |
|  | Cutter wheels | 74 |
|  | Electric pipe cutter/<br>Battery-powered pipe cutter | 77 |
|  | Pipe cutting machines | 78 |
|  | Cordless pipe shears | 83 |
|  | Pipe shears | 83 |
|  | Pipe cutting and<br>pipe chamfering tools | 85 |
|  | Pipe deburrers | 87 |

# REMS RAS St

Pipe cutters

Robust quality tools for cutting pipes.
Meets high demands and long service life.

Steel pipes Ø ⅛–4", Ø 10–115 mm

REMS cutter wheels for other makes see page 74.



German Quality Products



## REMS RAS St – quality pipe cutters.

Solid body in forged steel.

Robust spindle, long spindle guidance and hardened back pressure rollers provide exact alignment to the pipe and a long service life.

Ergonomic, wide handle provides a powerful in-feed of spindle.

Broad, precise cutter wheel bearing on a hardened, non rotating wheel shaft guarantees a right angle cut.

Specially hardened cutter wheel in approved, tough-hard REMS die-steel quality ensures a long service life.

Cutter wheel protected against touching the back pressure rollers by in-feed limitation.

Only 1 cutter wheel for pipes Ø ⅛–4" (10–115 mm), wall thickness s ≤ 8 mm, suitable for both pipe cutters. Cutter wheel for pipes Ø 1–4" to wall thickness s ≤ 12.5 mm available as accessory.

### Supply format

**REMS RAS St.** Pipe cutter for steel pipes. With cutter wheel. In a carton.

| Description | Pipes Ø mm/inch | Wall thickness s ≤ mm | Art.-No. | |
|---|---|---|---|---|
| **St ⅛–2"** | ⅛–2"<br>10–60 | 8 | 113000 | |
| **St 1¼–4"** | 1¼–4"<br>30–115 | 8 | 113100 | |

Accessories

| Description | s ≤ mm | Art.-No. | |
|---|---|---|---|
| **REMS cutter wheel St 1/8–4", s 8**<br>for REMS RAS St ⅛–2" and St 1¼–4" | 8 | 341614 | |
| **REMS cutter wheel St 1–4", s 12**<br>for REMS RAS St 1¼–4" | 12.5 | 381622 | |



# REMS RAS Cu-INOX

Tubing cutters

Robust quality tools for cutting tubes.
Particularly suited for cutting stainless steel tubes.

Copper tubes, thin-walled
stainless steel tubes, thin-walled
steel, aluminium, brass tubes Ø 3–120 mm
Ø ⅛–4"

REMS cutter wheels for other makes see page 74.




## REMS RAS Cu-INOX – for places with difficult access.

Small, handy, specially for use in restricted spaces.

Robust design and hardened back pressure rollers provide exact alignment to the tube and a long service life.

Large operating knob in metal for easy in-feed and cutting.

Broad, precise cutter wheel bearing on a hardened, non rotating wheel shaft guarantees a right angle cut.

Specially hardened cutter wheel in approved, tough-hard REMS die-steel quality ensures a long service life.

Cutter wheel protected against touching the back pressure rollers by in-feed limitation.

### Supply format

**REMS RAS Cu-INOX.** Tubing cutter for copper tubes, thin-walled stainless steel tubes, thin-walled steel, aluminium, brass tubes. With cutter wheel. In blister pack.

| Description | Pipes Ø mm/inch | Wall thickness s ≤ mm | Art.-No. | |
|---|---|---|---|---|
| **Cu-INOX 3–16** | 3–16<br>⅛–⅝" | 4 | 113200 | |
| **Cu-INOX 3–28 Mini** | 3–28<br>⅛–1⅛" | 4 | 113240 | |






# REMS RAS Cu-INOX

## REMS RAS Cu-INOX – the compact version with telescopic spindle.

Telescopic spindle. Easy, quick adjustment in both directions.

Compact design for tough use.

Sturdy telescopic spindle, long spindle guidance and 4 specially hardened back pressure rollers ensure exact alignment to the tube, easy in-feed, easy cutting and precise, right angle cut.

Ergonomic, handy operating knob in metal for easy work and long service life.

Specially hardened cutter wheel in approved, tough-hard REMS die-steel quality ensures a long service life. Fast, easy cutting wheel change by cutting wheel axle with ball catch. Cutter wheel protected against touching the back pressure rollers by in-feed limitation.

REMS RAS Cu-INOX 3–35 S with needle bearing cutting wheel and needle bearing counter-pressure rollers for very easy cutting.

Integrated pipe deburring device, on rotating bearing, adapts to the workpiece edge to be deburred.

Specially hardened and ground universal deburring blade guarantees easy deburring and extremely long life.

Fast, simple blade change.







### Supply format

**REMS RAS Cu-INOX.** Pipe cutting machine for copper pipes, thin-walled stainless steel pipes, thin-walled steel-aluminium pipes, brass pipes, with integrated pipe deburring device. With cutter wheel. In blister pack.

| Description | Pipes Ø mm/inch | Wall thickness s ≤ mm | Art.-No. | |
|---|---|---|---|---|
| **Cu-INOX 3–35** | 3–35 ⅛–1⅜" | 4 | 113350 | |
| **Cu-INOX 3–35 S**, on needle bearings | 3–35 ⅛–1⅜" | 4 | 113351 | |
| **Cu-INOX 3–42** | 3–42 ⅛–1¾" | 4 | 113330 | |





## REMS RAS Cu-INOX – quality pipe cutter.

Robust, solid design for heavy-duty application.

Sturdy spindle, long spindle guidance and hardened back pressure rollers provide exact alignment to the tube, easy in-feed, easy cutting and precise, right angle cut.

Ergonomic, handy operating knob in metal for easy work and long service life.

Specially hardened cutter wheel in approved, tough-hard REMS die-steel quality ensures a long service life.

Cutter wheel protected against touching the back pressure rollers by in-feed limitation.

REMS RAS Cu-INOX 8–64 S with needle bearing cutting wheel and needle bearing counter-pressure rollers for very easy cutting. Quick adjustment of the engagement spindle in both directions.

Only 1 cutter wheel for the complete working capacity Ø 3–120 mm.

International Design Award



### Supply format

**REMS RAS Cu-INOX.** Tubing cutter for copper tubes, thin-walled stainless steel tubes, thin-walled steel, aluminium, brass tubes. With cutter wheel. In blister pack/in box.

| Description | Pipes Ø mm/inch | Wall thickness s ≤ mm | Art.-No. | |
|---|---|---|---|---|
| **Cu-INOX 3–28** | 3–28 ⅛–1⅛" | 4 | 113300 | |
| **Cu-INOX 6–42** | 6–42 ¼–1⅝" | 4 | 113380 | |
| **Cu-INOX 6–64** | 6–64 ¼–2½" | 4 | 113400 | |
| **Cu-INOX 8–64 S**, on needle bearings, with quick adjustment | 8–64 ⅜–2½" | 4 | 113401 | |
| **Cu-INOX 64–120** | 64–120 2½–4" | 4 | 113500 | |









German Quality Products

### Accessories

| Description | Wall thickness s ≤ mm | Art.-No. | |
|---|---|---|---|
| **REMS cutter wheel Cu-INOX 3–120, s 4** | 4 | 113210 | |
| **REMS cutter wheel Cu-INOX 3–120 S, s 4,** on needle bearings | 4 | 113213 | |
| **Universal deburring blade,** ground | | 113360 | |



# REMS RAS Cu

Robust quality tools for cutting tubes.

Copper tubes Ø 3–64 mm
Ø ⅛–2½"

REMS cutter wheels for other makes see page 74.








## REMS RAS Cu – the compact version with telescopic spindle.

Telescopic spindle. Easy, quick adjustment in both directions.

Compact design for tough use.

Sturdy telescopic spindle, long spindle guidance and 4 specially hardened back pressure rollers ensure exact alignment to the tube, easy in-feed, easy cutting and precise, right angle cut.

Ergonomic, handy operating knob in metal for easy work and long service life.

Specially hardened cutter wheel in approved, tough-hard REMS die-steel quality ensures a long service life. Fast, easy cutting wheel change by cutting wheel axle with ball catch. Cutter wheel protected against touching the back pressure rollers by in-feed limitation.

Integrated pipe deburring device, on rotating bearing, adapts to the workpiece edge to be deburred.

Specially hardened and ground universal deburring blade guarantees easy deburring and extremely long life.

Fast, simple blade change.

### Supply format

**REMS RAS Cu.** Tubing cutter for copper tubes, with integrated pipe deburring device. With cutter wheel. In blister pack.

| Description | Pipes Ø mm/inch | Wall thickness s ≤ mm | Art.-No. | |
|---|---|---|---|---|
| **Cu 3–35** | 3–35 ⅛–1⅜" | 3 | 113340 | |
| **Cu 3–42** | 3–42 ⅛–1¾" | 3 | 113320 | |



## REMS RAS Cu – quality pipe cutter. With quick adjustment.

Solid, handy, U-shaped design.

Sturdy spindle, long spindle guidance and hardened back pressure rollers provide exact alignment to the pipe, easy in-feed, easy cutting and precise, right angle cut.

Ergonomic, handy operating knob in metal for easy work and long service life.

Ratchet for quick adjustment in both directions.

Specially hardened cutter wheel in approved, tough-hard REMS die-steel quality ensures a long service life.

Cutter wheel protected against touching the back pressure rollers by in-feed limitation.

Only 1 cutter wheel for the complete working capacity Ø 3–120 mm.




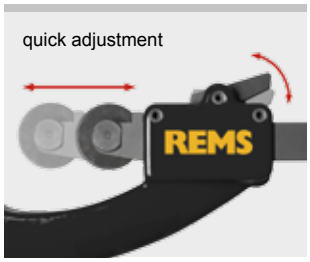




German Quality Products

International Design Award

### Supply format

**REMS RAS Cu.** Tubing cutter for copper tubes. With cutter wheel. In blister pack/in box.

| Description | Pipes Ø mm/inch | Wall thickness s ≤ mm | Art.-No. | |
|---|---|---|---|---|
| **Cu 8–42** with quick adjustment | 8–42 ⅜–1⅝" | 3 | 113370 | |
| **Cu 8–64** with quick adjustment | 8–64 ⅜–2½" | 3 | 113410 | |



## Accessories

| Description | Wall thickness s ≤ mm | Art.-No. | |
|---|---|---|---|
| **REMS cutter wheel Cu 3–120, s 3** | 3 | 113225 | |
| **Universal deburring blade,** ground | | 113360 | |





# REMS RAS P

High performance quality tools for cutting pipes.
With quick adjustment.

Plastic pipes,
multi-layer composite tubes — Ø 10–315 mm
Ø ½–12"

REMS cutter wheels for other makes see page 74.








## REMS RAS P – quality pipe cutter. With quick adjustment.

Solid, handy, U-shaped design.

Sturdy spindle, long spindle guidance and hardened back pressure rollers provide exact alignment to the pipe, easy in-feed, easy cutting and precise, right angle cut.

Ergonomic, handy operating knob in metal for easy work and long service life.

Ratchet for quick adjustment in both directions.

Specially hardened cutter wheel in approved, tough-hard REMS die-steel quality ensures a long service life.

Cutter wheel protected against touching the back pressure rollers by in-feed limitation.

Cutter wheels for different wall thicknesses (s).

German Quality Products

International Design Award



### Supply format

**REMS RAS P.** Pipe cutter for plasic pipes and multi-layer composite tubes. With cutter wheel. In blister pack/in box.

| Description | Pipes Ø mm/inch | Wall thickness s ≤ mm | Art.-No. | |
|---|---|---|---|---|
| **P 10–40** with quick adjustment | 10–40 ½–1⅝" | 7 | 290050 | |
| **P 10–63** with quick adjustment | 10–63 ½–2" | 7 | 290000 | |
| **P 50–110** with quick adjustment | 50–110 2–4" | 11 | 290100 | |
| **P 110–160** with quick adjustment | 110–160 4–6" | 16 | 290200 | |

## REMS RAS P – cutting up to Ø 315 mm, s ≤ 19 mm.

Fast and inexpensive cutting of large pipes. Quick adjustment. Separate pipe centering for right angle cutting.

Solid design, double-T-shaped body.

Cutter wheels for different wall thicknesses (s).



### Supply format

**REMS RAS P.** Pipe cutter for plastic pipes and multi-layer composite tubes. With cutter wheel and spare cutter wheel. In sturdy case.

| Description | Pipes Ø mm/inch | Wall thickness s ≤ mm | Art.-No. | |
|---|---|---|---|---|
| **P 180–315** with quick adjustment | 180–315 7–12" | 16 | 290300 | |

Accessories

| Description | s ≤ mm | Art.-No. | |
|---|---|---|---|
| **REMS cutter wheel P 10–63, s 7** for REMS RAS P 10–40, 10–63 | 7 | 290016 | |
| **REMS cutter wheel P 50–315, s 11** for REMS RAS P 50–110, 110–160, 180–315 | 11 | 290116 | |
| **REMS cutter wheel P 50–315, s 16** for REMS RAS P 50–110, 110–160, 180–315 | 16 | 290216 | |
| **REMS cutter wheel P 50–315, s 19** for REMS RAS P 50–110, 110–160, 180–315 | 19 | 290316 | |



# REMS cutter wheels

German Quality Products
For REMS pipe and tubing cutters and other makes*

| Steel pipes | | |
|---|---|---|
| **REMS cutter wheel St ⅛–4", s 8** | | |
| | Art.-No. | |
| Wall thickness s ≤ 8 mm | 341614 | |
| to fit following pipe cutters | Capacity | Description |
| REMS | ⅛–2"<br>1¼–4" | RAS St ⅛–2"<br>RAS St 1¼–4" |
| Alarm | ⅛–2"<br>1¼–4" | 10002<br>10004 |
| Brinko | ⅛–2" | 629 |
| Dako | ⅛–2" | 9.220 |
| Format | ⅛–2" | F3061900 |
| Mast | ⅛–2"<br>1¼–4" | 52/2<br>52/4 |
| Reed | ⅛–2" | 03320 |
| Ridgid | ⅛–2" | 2-A |
| ROLLER | ⅛–2"<br>1¼–4" | Corso St ⅛–2"<br>Corso St 1¼–4" |
| Rothenberger | ⅛–2" | 7.0045 |
| Stahlwille | ⅛–2"<br>1¼–4" | 150/2<br>150/4 |
| SuperEgo | ⅛–2" | 701 |
| VBW | ⅛–2"<br>1¼–4" | 140005<br>140010 |
| Virax | ½–2" | 210120 (2101250) |
| **REMS cutter wheel St 1–4", s 12** | | |
| | Art.-No. | |
| Wall thickness s ≤ 12,5 mm | 381622 | |
| to fit following pipe cutters | Capacity | Description |
| REMS | 1¼–4" | RAS St 1¼–4" |
| Alarm | 1¼–4" | 10004 |
| Mast | 1¼–4" | 52/4 |
| Reed | 1–3" | 03325 |
| ROLLER | 1¼–4" | Corso St 1¼–4" |
| Stahlwille | 1¼–4" | 150/4 |
| VBW | 1¼–4" | 140010 |

| Plastic pipes, composite tubes | | |
|---|---|---|
| **REMS cutter wheel P 10–63, s 7** | | |
| | Art.-No. | |
| Wall thickness s ≤ 7 mm | 290016 | |
| to fit following pipe cutters | Capacity | Description |
| REMS | 10–40<br>10–63 | RAS P 10–40<br>RAS P 10–63 |
| ROLLER | 10–40<br>10–63 | Corso P 10–40<br>Corso P 10–63 |
| **REMS cutter wheel P 50–315, s 11** | | |
| Wall thickness s ≤ 11 mm | 290116 | |
| **REMS cutter wheel P 50–315, s 16** | | |
| Wall thickness s ≤ 16 mm | 290216 | |
| **REMS cutter wheel P 50–315, s 19** | | |
| Wall thickness s ≤ 19 mm | 290316 | |
| to fit following pipe cutters | Capacity | Description |
| REMS | 50–110<br>110–160<br>180–315 | RAS P 50–110<br>RAS P 110–160<br>RAS P 180–315 |
| Reed | 48–114 | TC 4 Q (only Art.-No. 290116) |
| Ridgid | 50–110<br>110–160 | 154<br>156 |
| ROLLER | 50–110<br>110–160 | Corso P 50–110<br>Corso P 110–160 |
| Rothenberger | 50–125<br>100–168 | 7.0032<br>7.0033 |
| SuperEgo | 50–125<br>100–168 | 737<br>738 |
| Virax | 12–63 | 210620 (2106063) |

**Dimensions to REMS cutter wheels**

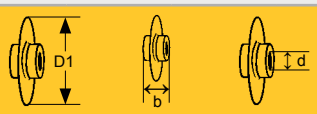


| REMS cutter wheel | Art.-No. | Ø D1 mm | b mm | Ø d mm |
|---|---|---|---|---|
| **St ⅛–4", s 8** | 341614 | 31.92 | 18.94 | 9.07 |
| **St 1–4", s 12** | 381622 | 40.92 | 18.94 | 9.07 |
| **Cu-INOX 3–120, s 4** | 113210 | 19.50 | 4.93 | 5.02 |
| **Cu-INOX 3–120 S, s 4** | 113213 | 19,50 | 4,93 | 5,02 |
| **Cu-INOX b 3, s 4** | 113220 | 18.50 | 3.04 | 4.82 |
| **Cu 3–120, s 3** | 113225 | 18.50 | 4.93 | 5.02 |
| **P 10–63, s 7** | 290016 | 25.00 | 5.94 | 6.02 |
| **P 50–315, s 11** | 290116 | 35.00 | 10.92 | 8.03 |
| **P 50–315, s 16** | 290216 | 45.00 | 10.92 | 8.03 |
| **P 50–315, s 19** | 290316 | 51.00 | 10.92 | 8.03 |

| Copper tubes, stainless steel tubes | | |
|---|---|---|
| **REMS cutter wheel Cu-INOX 3–120, s 4** | | |
| | Art.-No. | |
| Wall thickness s ≤ 4 mm | 113210 | |
| to fit following pipe cutters | Capacity | Description |
| REMS | 3–16<br>3–28<br>3–35<br>3–42<br>6–42<br>6–64<br>64–120<br>3–35<br>3–42 | RAS Cu-INOX 3–16<br>RAS Cu-INOX 3–28<br>RAS Cu-INOX 3–35<br>RAS Cu-INOX 3–42<br>RAS Cu-INOX 6–42<br>RAS Cu-INOX 6–64<br>RAS Cu-INOX 64–120<br>RAS Cu 3–35<br>RAS Cu 3–42 |
| Alarm | 3–16<br>3–35 | 10030<br>10025 |
| Brinko | 3–35 | 632 |
| Dako | 4–16 | 231 |
| Mast | 3–16<br>3–35 | C 16<br>C 35 |
| ROLLER | 3–16<br>3–28<br>3–35<br>6–42<br>6–64<br>64–120<br>3–35 | Corso Cu-INOX 3–16<br>Corso Cu-INOX 3–28<br>Corso Cu-INOX 3–35<br>Corso Cu-INOX 6–42<br>Corso Cu-INOX 6–64<br>Corso Cu-INOX 64–120<br>Corso Cu 3–35 |
| Sturem | 3–16<br>3–35<br>3–35 | 141600<br>123500<br>133500 |
| VBW | 3–16<br>3–36 | 143005<br>141005 |
| **REMS cutter wheel Cu-INOX 3–120 S, s 4**, on needle bearings | | |
| | Art.-No. | |
| Wall thickness s ≤ 4 mm | 113213 | |
| to fit following pipe cutters | Capacity | Description |
| REMS | 3–35<br>8–64 | RAS Cu-INOX 3–35 S<br>RAS Cu-INOX 8–64 S |
| ROLLER | 3–35<br>8–64 | Corso Cu-INOX 3–35 S<br>Corso Cu-INOX 8–64 S |
| **REMS cutter wheel Cu-INOX b 3, s 4** | | |
| | Art.-No. | |
| Wall thickness s ≤ 4 mm | 113220 | |
| to fit following pipe cutters | Capacity | Description |
| Ridgid | 3–16<br>3–28<br>6–28<br>6–60 | 103<br>150<br>101<br>205 |
| Rothenberger | 3–30<br>6–22 | 7.0019<br>7.0002 |
| SuperEgo | 3–16<br>3–30 | 716<br>725 |
| VBW | 6–28 | 142005 |
| Virax | 4–16<br>6–28<br>6–28 | 210310 (2103016)<br>210320 (2103100)<br>210300 (2103228) |

| Copper tubes | | |
|---|---|---|
| **REMS cutter wheel Cu 3–120, s 3** | | |
| | Art.-No. | |
| Wall thickness s ≤ 3 mm | 113225 | |
| to fit following pipe cutters | Capacity | Description |
| REMS | 3–16<br>3–28<br>3–35<br>3–42<br>6–42<br>6–64<br>64–120<br>3–35<br>3–42<br>8–42<br>8–64 | RAS Cu-INOX 3–16<br>RAS Cu-INOX 3–28<br>RAS Cu-INOX 3–35<br>RAS Cu-INOX 3–42<br>RAS Cu-INOX 6–42<br>RAS Cu-INOX 6–64<br>RAS Cu-INOX 64–120<br>RAS Cu 3–35<br>RAS Cu 3–42<br>RAS Cu 8–42<br>RAS Cu 8–64 |
| Alarm | 3–16<br>3–35 | 10030<br>10025 |
| Brinko | 3–35 | 632 |
| Dako | 4–16 | 231 |
| Mast | 3–16<br>3–35 | C 16<br>C 35 |
| ROLLER | 3–16<br>3–28<br>3–35<br>6–42<br>6–64<br>64–120<br>3–35<br>8–42<br>8–64 | Corso Cu-INOX 3–16<br>Corso Cu-INOX 3–28<br>Corso Cu-INOX 3–35<br>Corso Cu-INOX 6–42<br>Corso Cu-INOX 6–64<br>Corso Cu-INOX 64–120<br>Corso Cu 3–35<br>Corso Cu 8–42<br>Corso Cu 8–64 |
| Sturem | 3–16<br>3–35<br>3–35 | 141600<br>123500<br>133500 |
| VBW | 3–16<br>3–36 | 143005<br>141005 |

*Statements on the use of REMS cutter wheels for other makes are without any obligation.


REMS

# REMS Nano

Electric pipe and tubing cutter

| | |
|---|---|
| Powerful, handy electric tool for cutting pipe and tubing. For trade and industry. For the building site and the workshop. | |
| Stainless steel pipes of pressfitting systems, carbon steel, | Ø 12–28 mm |
| copper | Ø 10–35 mm |
| Multilayer composite pipes | Ø 10–40 mm |

**REMS Nano – cutting up to Ø 40 mm.**
**Ultra-light. Fast. Right angled. Chip-free.**
**Without outer burr. Dry.**

## Ideal for pressfitting systems

**Right angled cutting,** according to requirements
**Chip-free,** no chips in piping system
**No outer burr,** no damage to O-ring by outer burr
**Dry cutting,** no damage to O-rings from lubricants
**Fast,** prevents degradation of pipe material through overheating.

## Design

Mobile, electric pipe cutting machine for fast, right angled cutting without outer burr. Handy and light, only 1.9 kg. Also for fixing to the workbench or in the vice. Strong, torsion-free aluminium structure for right angled cutting. Easy cutting of the pipes by specially designed cutter wheel. Powered cutter wheel for fast cutting. Energy-saving in-feed due to ergonomically designed pressing lever. Cutter wheel protected against touching the back pressure rollers by in-feed limitation.

## Pipe support

3 sturdy, specially arranged counter-pressure rollers made of hardened precision steel for low-friction turning and safe guidance of the pipes to be cut in the whole working range Ø 10–40 mm and for optimisation of the contact points of the cutting wheel on the pipe to be cut (Patent EP 2 077 175). No setting.

## Drive

Robust gear precisely mounted in ball and needle bearings, maintenance-free. Proven DC motor 230 V, 130 W. Powerful. e.g. copper pipe Ø 22 mm in only 3 s. Ideal speed 130 rpm for optimum cutting speed of the pipes. Safety switch.

## REMS cutter wheels

Top German quality. Cutter wheels specially designed to the performance capability of the REMS Nano and for numerous pipe materials with variable cutting geometries for fast cutting with no outer burr. Specially hardened, from proven, through-hardened REMS die-steel, ensuring long service life.








German Quality Product

Tested by electrosuisse

## Supply format

**REMS Nano Basic-Pack.** Electric pipe cutting machine for fast, right angled cutting of pipes Ø 10–40 mm, without outer burr. For pipes of the press fitting systems made of stainless steel, carbon steel, Ø 12–28 mm, copper Ø 10–35 mm. Multilayer composite tubes Ø 10–40 mm. With maintenance-free gear, proven DC motor 130 V, 50–60 Hz, 200 W. Speed 130 rpm. Back pressure rollers made of hardened precision steel. Safety switch. Single open ended wrench size 8. Without cutter wheel. In carrying bag.

| | Art.-No. | |
|---|---|---|
| | 844010 | |




Accessories

| Description | Art.-No. | |
|---|---|---|
| **REMS cutter wheel Cu-INOX** for stainless steel pipes of pressfitting systems, copper, carbon steel | 844050 | |
| **REMS cutter wheel V** for multilayer composite pipes | 844051 | |
| **Carrying bag** | 574436 | |
| **REMS Jumbo**, folding workbenches, see page 95. | | |
| **REMS Herkules**, material supports, see page 96. | | |



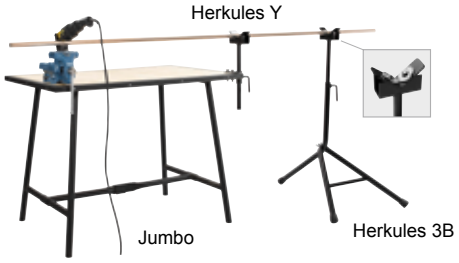

# REMS Akku-Nano

Cordless pipe cutter

| | |
|---|---|
| Powerful, handy electric tool for cutting pipe and tubing. For trade and industry. For the building site and the workshop. | |
| Stainless steel pipes of pressfitting systems, carbon steel, | Ø 12–28 mm |
| copper | Ø 10–35 mm |
| Multilayer composite pipes | Ø 10–40 mm |

**REMS Akku-Nano – cutting up to Ø 40 mm. Ultra-light. Fast. Right angled. Chip-free. Without outer burr. Dry.**

## Ideal for pressfitting systems

**Right angled cutting,** according to requirements
**Chip-free,** no chips in piping system
**No outer burr,** no damage to O-ring by outer burr
**Dry cutting,** no damage to O-rings from lubricants
**Fast,** prevents degradation of pipe material through overheating.

## Design

Mobile, battery-powered pipe cutting machine for fast, right angled cutting without outer burr. Handy and light, only 2.1 kg. Also for fixing to the workbench or in the vice. Strong, torsion-free aluminium structure for right angled cutting. Easy cutting of the pipes by specially designed cutter wheel. Powered cutter wheel for fast cutting. Energy-saving in-feed due to ergonomically designed pressing lever. Cutter wheel protected against touching the back pressure rollers by in-feed limitation. Electronic charging status check with low discharge protection.

## Pipe support

3 sturdy, specially arranged counter-pressure rollers made of hardened precision steel for low-friction turning and safe guidance of the pipes to be cut in the whole working range Ø 10–40 mm and for optimisation of the contact points of the cutting wheel on the pipe to be cut (Patent EP 2 077 175). No setting.

## Drive

Robust, precision ball and needle bearing gears, maintenance-free. Powerful battery motor 10.8 V, with large power reserve, 270 W output. Super fast, e.g. copper pipe Ø 22 mm in just 3 s. Ideal speed 130 rpm for optimum cutting speed of the pipes. Safety switch.

## Li-Ion technology

Battery Li-Ion 10.8 with 1.3 Ah capacity. Powerful and light. High energy density for many cuts. Overheating and overloading protection by temperature monitor (NTC). Rapid charger for short charging times. No memory effect for maximum battery performance.

## REMS cutter wheels

Top German quality. Cutter wheels specially designed to the performance capability of the REMS Akku-Nano and for numerous pipe materials with variable cutting geometries for fast cutting with no outer burr. Specially hardened, from proven, through-hardened REMS die-steel, ensuring long service life.








German Quality Product

Tested by electrosuisse

## Supply format

**REMS Akku-Nano Basic-Pack.** Electric pipe cutting machine for fast, right angled cutting of pipes Ø 10–40 mm, without outer burr. For pipes of the press fitting systems made of stainless steel, carbon steel, Ø 12–28 mm, copper Ø 10–35 mm. Multilayer composite tubes Ø 10–40 mm. With maintenance-free gear, powerful battery motor 10,8 V, 270 W. Speed 130 rpm. Safety switch. Battery Li-Ion 10.8 V, 1.3 Ah, rapid charger Li-Ion 230 V, 50–60 Hz, 65 W. Counter pressures rollers made of hardened precision steel. Single open ended wrench size 8. Without cutting wheel. In carrying bag.

| | Art.-No. | |
|---|---|---|
| | 844011 | |




Accessories

| Description | Art.-No. | |
|---|---|---|
| **REMS cutter wheel Cu-INOX** for stainless steel pipes of pressfitting systems, copper, carbon steel | 844050 | |
| **REMS cutter wheel V** for multilayer composite pipes | 844051 | |
| **Battery Li-Ion 10.8 V, 1.3 Ah** | 844510 | |
| **Rapid charger Li-Ion/Ni-Cd 230 V,** 50–60 Hz, 65 W | 571560 | |
| **Carrying bag** | 574436 | |
| **REMS Jumbo**, folding workbenches, see page 95. | | |
| **REMS Herkules**, material supports, see page 96. | | |



# REMS Cento

Pipe cutting machine

| | |
|---|---|
| Light, portable compact machine. Universal for cutting and deburring pipes. For trade and industry. For the building site and the workshop. | |
| Stainless steel pipes of pressfitting systems, carbon steel, copper | Ø 8–108 mm |
| Steel pipes EN 10255 (DIN 2440) | DN 10–100<br>Ø ¼–4", Ø 14–115 mm |
| Cast iron pipes (SML) EN 877 (DIN 19522) | DN 50–100 |
| Plastic pipes SDR 11<br>Wall thickness s ≤ 10 mm | Ø 10–110 mm |
| Multilayer composite pipes | Ø 10–110 mm |

**REMS Cento – Cutting and deburring up to Ø 115 mm. Super fast. Right angled. Chip-free. No outer burr. Dry cutting.**

**Universal for many pipe types.**

## Ideal for pressfitting systems

**Right angled cutting,** according to requirements
**Chip-free,** no chips in piping system
**No outer burr,** no damage to O-ring by outer burr
**Dry,** no damage to the O-ring by coolants-lubricants.
**Fast,** prevents degradation of pipe material through overheating.

## Design

Compact, mobile pipe cutting machine for fast, right angled, cutting with no outer burr. Handy and light, only 16.8 kg. Stable, distortion-free cast construction for right angled cutting. Easy pipe-cutting through specially designed cutter wheel. Powered cutter wheel and linear advance for fast cutting (Patent EP 1 782 904). Power saving feed-in through easy to grip, proven advance-lever and needle bearing mounted machine screw spindle. Cutter wheel protected – as movement restricted to before any contact with the rollers. Connection for driving outer/inner pipe deburrer REMS REG 10–54 E.

## Running rollers

4 strong hardened precision tubular steel running rollers on ball bearings for low-friction turning of the pipes to be cut, trapezoidally arranged, replaceable. No setting work required in the whole working range Ø 22–115 mm. Stainless tubular steel rollers as accessory. Cutting of pipes Ø 8–22 mm by placing two pipe sections Ø 28 × 220 mm on the running rollers.

## Drive

Robust gear, precisely mounted in roller and needle bearings, maintenance-free. Proven universal motor, 1200 W. Powerful, e.g. stainless steel pipe Ø 54 mm in just 4 s. Ideal speed 115 rpm for optimum cutting speed of the pipes. Safety foot-switch with emergency stop.

## REMS cutter wheels

Top German quality. Cutter wheels specially designed to the performance capability of the REMS Cento and for numerous pipe materials with variable cutting geometries for fast cutting with no outer burr. Specially hardened, from proven, through-hardened REMS die-steel, ensuring long service life.

## REMS pipe deburrer

Inner pipe deburrer REMS REG 28–108 for pipes Ø 28–108 mm, Ø ¾–4", for electric drive with the REMS Cento pipe cutting machine, as an accessory. Outer/inner pipe deburrer REMS REG 10–54 E for pipes Ø 10–54 mm, Ø ½ – 2⅛", for electric drive with the REMS Cento pipe cutting machine, see page 89.














German Quality Product

Tested by electrosuisse

## Supply format

**REMS Cento Basic.** Pipe cutting machine for fast, right angled, cutting of pipes with no outer burr Ø 8–108 mm. For pipes of the press fitting systems made from stainless steel, carbon steel, copper, Ø 8–108 mm. For steel pipes EN 10255 (DIN 2440) DN 10–100, Ø ¼–4", Ø 14–115 mm, cast pipes (SML) EN 877 (DIN 19522) DN 50–100, plastic tubes SDR 11, wall thickness s ≤ 10 mm, Ø 10–110 mm, composite tubes Ø 10–110 mm. With maintenance-free gear, proven universal motor 230 V or 110 V, 50–60 Hz, 1200 W. Speed 115 rpm. Rollers in hardened precision steel pipe. Safety foot-switch. Ring spanner. Without cutter wheel. For workbench and stand. In a carton.

| | Art.-No. | |
|---|---|---|
| | 845001 | |

Other voltages on request.



| Description | Art.-No. | |
|---|---|---|
| **Feed lever** for operating the drive unit on the floor (for drive units manufactured from 2014 onwards). | 845218 | |
| **REMS cutter wheel Cu-INOX** for stainless steel pipes of pressfitting systems, copper, carbon steel | 845050 | |
| **REMS cutter wheel Cu** specially for pipes of copper pressfitting systems | 845053 | |
| **REMS cutter wheel St** for steel pipes, cast iron pipes (SML) | 845052 | |
| **REMS cutter wheel V** for plastic and multilayer composite pipes, wall thickness s ≤ 10 mm | 845051 | |
| **REMS cutting wheel C-SF** especially for pipes of the pressfitting systems and push fitting systems made from carbon steel, simultaneously produces a chamfer. | 845055 | |
| **Hardened, precision tubular steel rollers (pack of 4)** | 845118 | |
| **Stainless tubular steel INOX rollers (pack of 4)** | 845110 | |
| **REMS REG 10 – 54 E,** outer/inner pipe deburrer, see page 89 | | |
| **REMS REG 28 – 108,** inner pipe deburrer for pipes Ø 28 – 108 mm, Ø ¾ – 4", for electric drive with the REMS Cento pipe cutting machine (with REMS cutting wheel Art. No. 845050 or 845053). | 113840 | |
| **Stand** | 849315 | |
| **REMS Jumbo**, folding workbenches, see page 95. | | |
| **REMS Herkules**, material supports, see page 96. | | |



# REMS DueCento

Pipe cutting machine

| | |
|---|---|
| Robust, mobile compact machine. Universal for cutting pipes. For trade and industry. For the building site and the workshop. | |
| Stainless steel pipes of pressfitting systems, carbon steel, copper | Ø 54–225 mm |
| Steel pipes EN 10255 (DIN 2440) | DN 10–150<br>Ø 2–6" |
| Cast iron pipes (SML) EN 877 (DIN 19522) | DN 50–200 |
| Plastic pipes SDR 11<br>Wall thickness s ≤ 21 mm | Ø 40–225 mm |
| Multilayer composite pipes | Ø 40–110 mm |

**REMS DueCento – Cutting up to Ø 225 mm.**
**Right angled. Chip-free. Ready for welding. Fast.**
**No outer burr. Dry cutting.**

## Universal for many pipe types.

**Right angled cutting,** according to requirements
**Chip-free,** no chips in the pipe system, no dust
**Weldable,** for muff and butt welds
**Fast,** without impairment of the pipe material by overheating
**Without outside burr,** easy insertion into connecting muffs
**Dry cutting,** without impairment by coolant lubricants

## Design

Compact, mobile pipe cutting machine for fast, right angled, cutting with no outer burr. Handy and easily transportable, only 37 kg. Stable, distortion-free cast construction for right angled cutting. Easy pipe-cutting through specially designed cutter wheel. Powered cutter wheel and linear advance for fast cutting (Patent DP 10 2005 053 179). Power saving feed-in through easy to grip, proven advance-lever and needle bearing mounted machine screw spindle. Cutter wheel protected – as movement restricted to before any contact with the rollers. Practical chassis with two rubber tyred wheels for easy transport.

## Running rollers

4 strong hardened precision tubular steel running rollers on ball bearings for low-friction turning of the pipes to be cut, trapezoidally arranged, replaceable. No setting work in the working range Ø 100–225 mm, Ø 4–6". Roller insert for cutting pipes Ø 40–100 mm, Ø 1½–3½", as an accessory.

## Drive

Robust gear, precisely mounted in roller and needle bearings, maintenance-free. Proven universal motor, 1200 W. Powerful, e.g. plastic tube PE Ø 225 mm in just 15 s. Ideal speed 115 rpm for optimum cutting speed of the pipes. Safety foot-switch with emergency stop.

## REMS cutter wheels

Top German quality. Cutter wheels specially designed to the performance capability of the REMS DueCento and for numerous pipe materials with variable cutting geometries for fast cutting with no outer burr. Specially hardened, from proven, through-hardened REMS die-steel, ensuring long service life.

## Pipe supports

Pipe supports, height adjustable, for pipes Ø 40–100 mm, Ø 1½–3½" and Ø 100–225 mm, Ø 4–6". Easy moving of the material in all directions when turning, pulling and pushing by four stainless steel balls mounted in a rust-protected housing. Safe guiding of long pipes by use of several pipe supports.












German Quality Product

Tested by electrosuisse

## Supply format

**REMS DueCento Basic.** Pipe cutting machine for fast, right angled cutting of pipes Ø 40–225 mm, without outside burr. For pipes of the press fitting systems made from stainless steel, carbon steel, copper, Ø 54–225 mm. For steel pipes EN 10255 (DIN 2440) DN 50–150, Ø 2–6", cast pipes (SML) EN 877 (DIN 19522) DN 50–200, plastic tubes SDR 11, wall thickness s ≤ 21 mm, Ø 40–225 mm, composite tubes Ø 40–110 mm. With maintenance-free gears, proven universal motor 110 / 230 V, 50–60 Hz, 1,200 W. Speed 115 rpm. Hardened, precision tubular steel rollers. Safety foot switch. Ring spanner. Without cutter wheel. Two height adjustable pipe rests Ø 100–225 mm, Ø 4–6". In a carton.

| | Art.-No. | |
|---|---|---|
| | 845004 | |

Other voltages on request.



| Description | Art.-No. | |
|---|---|---|
| **REMS cutter wheel Cu-INOX** for stainless steel pipes of pressfitting systems, copper, carbon steel | 845050 | |
| **REMS cutter wheel Cu** specially for pipes of copper pressfitting systems | 845053 | |
| **REMS cutter wheel St** for steel pipes, cast iron pipes (SML) | 845052 | |
| **REMS cutting wheel C-SF** especially for pipes of the pressfitting systems and push fitting systems made from carbon steel, simultaneously produces a chamfer. | 845055 | |
| **REMS cutter wheel V, s 10** for plastic and multilayer composite pipes, wall thickness s ≤ 10 mm | 845051 | |
| **REMS cutter wheel P, s 21** for plastic and multilayer composite tubes, wall thickness s ≤ 21 mm | 845057 | |
| **Pipe support Ø 100–225 mm,** height adjustable, for pipes Ø 100–225 mm, Ø 4–6" | 845220 | |
| **Pipe support Ø 40–100 mm, height adjustable, for pipes** Ø 40–100 mm, Ø **1½–3½**" | 845230 | |
| **Roller insert** for cutting pipes Ø 40–100 mm, Ø 1½–3½" | 845060 | |



# REMS Akku-ROS P 40

Cordless pipe shears

Powerful, handy electric tool for fast, easy cutting of pipe and tubing. Also for thin-walled pipes. Only 1.2 kg.
For one-hand operation. Ideal for assembly, disassembly, repair.

| | |
|---|---|
| Plastic pipes, multilayer composite pipes | Ø ≤ 40 mm |
| s ≤ 6,7 mm | Ø ≤ 1⅝" |




**REMS Akku-ROS P 40 – fast, easy cutting of pipes. Powerful, e.g. multilayer composite pipes Ø 20 mm in just 4 s.**

## Universal use
Specially hardened, wedge-shaped blade for universal cutting of plastic and multilayer composite pipes. Also ideal for cutting thick-walled PP and PVC pipes.

## Design
Ultra light, ultra small, ultra handy. Drive machine with NiMH battery only 1.2 kg. Can therefore be used everywhere, free hand, over head, also in very confined spaces. Optimum weight distribution for one-hand operation. Sturdy housing made of glass fibre-reinforced polyamide with steel inlay, with ergonomically shaped handle. Right-angled, burr-free cut by exact pipe rest and blade guided on both sides. Automatic switch off after cutting process. Rapid return for fast resetting of the blade saves time and trouble. For effective working.

## Wedge-shaped blade
Changeable, specially hardened wedge-shaped blade, also ideal for cutting thick-walled PP and PVC pipes. Chip-free cutting – no chips left in the pipe.

## Drive
Powerful battery motor 9,6 V, 70 W output. Powerful, e.g. multilayer composite pipe Ø 22 mm in just 4 s. Robust, maintenance-free gear. Safety switch. On/Off switch.

## Battery
Integrated NiMH battery 9.6 V with 1.0 Ah capacity, for many cuts. Powerful and light. High energy density. Up to 200 cuts per battery charge. Charger NiMH 100–240 V, 50–60 Hz, 6 W, for short charging times. Pulse charging technique reduces memory effect for maximum battery performance.

## Supply format

**REMS Akku-ROS P 40 Set.** Cordless pipe shears for fast, easy cutting of plastic and composite pipes Ø ≤ 40 mm, Ø ≤ 1⅝", s ≤ 6,7 mm. Electric drive with powerful battery motor 9.6 V, 70 W, maintenance-free gear, safety switch, on/off switch. NiMH battery 9.6 V, 1.0 Ah, charger NiMH 100–240 V, 50–60 Hz, 6 W. With wedge-shaped blade. In box.

| | Art.-No. | |
|---|---|---|
| | 291310 | |




Accessories

| Description | Art.-No. | |
|---|---|---|
| **Blade** for REMS Akku-ROS P 40 | 291301 | |



# REMS ROS

Robust quality tool for clean, fast cutting of pipes.
Stable magnesium version. For one-hand operation.

Plastic pipes, multilayer composite pipes Ø ≤ 26 mm
Ø ≤ 1"



## REMS ROS P 26 – fast cutting in one cut

Stable magnesium version, extremely light.

For one-hand operation. Fast cutting in one cut.

Specially hardened and specially ground blade, exchangeable, PTFE-coated. German quality product.

Right-angled, burr-free cut by pipe rest on both sides and blade guided on both sides.

Chipless cutting – no chips remaining in pipe.



## Supply format

**REMS ROS P.** Pipe shears for plastic and multilayer composite tubes. With blade. In blister pack.

| Description | Pipes Ø ≤ mm/inch | Art.-No. | |
|---|---|---|---|
| **P 26** | 26<br>1" | 291240 | |

Accessories

| Description | Art.-No. | |
|---|---|---|
| **Blade** for REMS ROS P 26 | 291241 | |



Handy quality tools for clean, fast pipe cuts.
For thin-walled pipes also. Sturdy aluminium design.
For single-hand operation.

Plastic pipes, multi-layer composite tubes Ø ≤ 63 mm
Ø ≤ 2"




## REMS ROS P 35
## REMS ROS P 35 A
## REMS ROS P 42
## REMS ROS P 42 PS
## REMS ROS P 63 P

Sturdy aluminium design.

Replaceable, specially hardened blade.

For single-hand operation. Effortless working through power transmitting ratchet feed.

Quick reverse saves time and effort. REMS ROS P 35 A with automatic quick reverse after completion of cutting.

Right angle, burr-free cut through exact pipe support and guided blade on both sides.

Chipless cutting – no chips remaining in pipe.

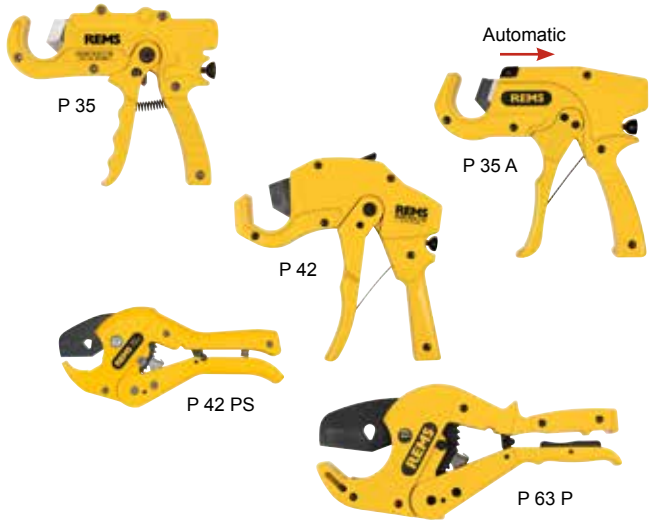


### Supply format

**REMS ROS P.** Pipe shear for plastic pipes and multi-layer composite tubes. With blade. In blister pack/in box.

| Description | Pipes Ø ≤ mm/inch | Art.-No. | |
|---|---|---|---|
| **P 35** with quick reverse | 35 1⅜" | 291200 | |
| **P 35 A** with automatic quick reverse | 35 1⅜" | 291220 | |
| **P 42** with quick reverse | 42 1⅝" | 291250 | |
| **P 42 PS** with quick reverse | 42 1⅝" | 291000 | |
| **P 63 P** with quick reverse | 63 2" | 291270 | |

Robust quality tools for clean, fast pipe cuts.

Plastic pipes Ø ≤ 75 mm
Ø ≤ 2½"




## REMS ROS P 75

Robust steel design for tough use and long service life, ideal also for thick-wall plastic pipe.

Replaceable, specially hardened blade.

Fast, easy operation through guided ratchet on both sides and fine-toothed ratchet gear, specially hardened.

Right angle, burr-free cut through two-point pipe support and guided blade on both sides.

Chipless cutting – no chips remaining in pipe.

### Supply format

**REMS ROS P.** Pipe shear for plastic pipes. With blade. In a carton.

| Description | Pipes Ø ≤ mm/inch | Art.-No. | |
|---|---|---|---|
| **P 75** | 75 2½" | 291100 | |




Accessories

| Description | Art.-No. | |
|---|---|---|
| **Blade** for REMS ROS P 35 | 291201 | |
| **Blade** for REMS ROS P 35 A | 291221 | |
| **Blade** for REMS ROS P 42 | 291251 | |
| **Blade** for REMS ROS P 42 PS | 291021 | |
| **Blade** for REMS ROS P 63 | 291281 | |
| **Blade** for REMS ROS P 63 P | 291271 | |
| **Blade** for REMS ROS P 75 | 291111 | |



# REMS Cut 110 P

Pipe cutting and pipe chamfering tool

Robust quality tool for right-angle, plain cutting and chamfering (15°) in one operation. Can be used anywhere, free-hand, on parallel vice or work bench.

Plastic pipes in
ABS, PB, PE, PE-HD, PE-X,
PP, PVC, PVDF Ø 40 – 110 mm







## REMS Cut 110 P – cutting and chamfering at the same time.

Robust metal design for tough use.

Cutting and chamfering in one operation. While turning the tool shaft, also cutting only possible.

Fast and easy to use, ergonomic clamping grip.

Spring loaded clamp inserts in plastic for concentric clamping of different pipe sizes. Easy to change without tools.

Steplessly adjustable clamping pressure accomodates pipe tolerances.

Cutting and chamfering tool in hard metal with optimum cutter geometry ensures precise cutting and chamfering. Long service life.

Holder for workbench for effortless operation.

Tool set Cu-INOX and clamp inserts for cutting welded rain gutter pipes in copper, titanium zinc, stainless steel, as accessory.




## Supply format

**REMS Cut 110 P Set.** Pipe cutting and pipe chamfering tool for plastic pipes in ABS, PB, PE, PE-HD, PE-X, PP, PVC, PVDF, Ø 40 – 110 mm.Quick clamping device Ø 110 mm with 2 each of clamping inserts Ø 50 and 75 mm. Tool set P with cutting and chamfering blade P, s 11. In sturdy case.

| Description | Art.-No. | |
|---|---|---|
| **Set 50-75-110** | 290400 | |

Accessories

| Description | Pipes Ø mm | Art.-No. | |
|---|---|---|---|
| **Clamping inserts (pack of 2)** | 40 | 290420 | |
| | 50 | 290421 | |
| | 52 | 290422 | |
| | 56 | 290444 | |
| | 58 | 290423 | |
| | 60 | 290445 | |
| | 63 | 290427 | |
| | 75 | 290424 | |
| | 76 | 290446 | |
| | 78 | 290425 | |
| | 80 | 290447 | |
| | 87 | 290448 | |
| | 90 | 290426 | |
| | 100 | 290449 | |
| **Tool set P** with cutting and chamfering blade P, s 11 | | 290432 | |
| **Cutting and chamfering blade P, s 11** | | 290430 | |
| **Cutting and chamfering blade P, s 15.5** | | 290431 | |
| **Tool set Cu-INOX** with cutter wheel Cu-INOX 3–120, s 4 | | 290433 | |
| **REMS cutter wheel Cu-INOX 3–120, s 4** | | 113210 | |
| **Holder for work bench** | | 290440 | |
| **Case** | | 290437 | |



# REMS Cut 110 Cu-INOX

Pipe cutting tool

| | |
|---|---|
| Robust quality tool for right-angle cutting of welded pipe. Can be used anywhere, free-hand, on parallel vice or work bench. | |
| Welded rain gutter pipes in copper, titanium zinc, stainless steel | Ø 60–110 mm |
| Welded drain pipes/downpipes in stainless steel | Ø 50–110 mm |



### EMS Cut 110 Cu-INOX – easy cutting of rain gutter pipes.

Robust metal design for tough use.

Fast and easy to use, ergonomic clamping grip.

Spring loaded clamp inserts in plastic for concentric clamping of different pipe sizes. Easy to change without tools.

Steplessly adjustable clamping pressure accomodates pipe tolerances.

Cutting and chamfering tool in hard metal with optimum cutter geometry ensures precise cutting and chamfering. Long service life.

Holder for workbench for effortless operation.

Tool set P and clamp inserts for right-angle, plain cutting and chamfering (15°) of plastic pipe, as accessory, see page 85.




### Supply format

**REMS Cut 110 Cu-INOX Set.** Pipe cutter for welded rain gutter pipes in copper, titanium zinc, stainless steel, Ø 60–110 mm, welded drain pipes/downpipes in stainless steel Ø 50–110 mm. Quick action clamp Ø 110 mm with clamp inserts. Tool set Cu-INOX with cutter wheel Cu-INOX 3–120, s 4. In sturdy case.

| Description | Art.-No. | |
|---|---|---|
| **Set 50-75-110** | 290412 | |
| **Set 60-80-100-110** | 290410 | |
| **Set 76-87-100-110** | 290411 | |

Accessories

| Description | Art.-No. | |
|---|---|---|
| **Clamp inserts**, see page 85. | | |
| **Tool set Cu-INOX** with cutter wheel Cu-INOX 3–120, s 4 | 290433 | |
| **REMS cutter wheel Cu-INOX 3–120, s 4** | 113210 | |
| **Holder for work bench** | 290440 | |



# REMS RAG

Pipe chamfering tools

| | |
|---|---|
| Handy quality tools for simple and fast external chamfering (15°) of pipes. | |
| Plastic pipes | Ø 16–250 mm, Ø ¾–10" |
| Wall thickness | ≤ PN 16 |



German Quality Product

Patent DE 44 09 983
Patent US 5,641,253

### REMS RAG – chamfering at 15°.

Chamfering at 15° on commonly used plastic pipes.

Also suited for deburring plastic pipes. Ensures easy joining of sleeves to be welded.

Easily adjusted for pipe diameter and wall thickness.

Very easy and fast chamfering thanks to efficient blade geometry.

Patent DE 44 09 983, patent US 5,641,253. Easy-to-slide V-block with two different bevel angles for good guidance of small pipe sizes. In high-grade, glass-fibre reinforced polyamide.

Replaceable blades.





### Supply format

**REMS RAG.** Pipe chamfering tool for plastic pipes. With blades. In a carton.

| Description | Pipes Ø ≤ mm/inch | Art.-No. | |
|---|---|---|---|
| **P 16–110** | 16–110 / ¾–4" | 292110 | |
| **P 32–250** | 32–250 / 1¼–10" | 292210 | |

Accessories

| Description | Art.-No. | |
|---|---|---|
| **Chamfering blades (pack of 2)** for REMS RAG P 16–250 | 292011 | |

# REMS REG Universal

Universal deburrer

Universal quality tool for deburring tubes and edges of different materials.

Copper, steel, brass, aluminium, plastic.

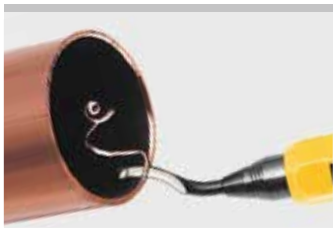











### REMS REG Universal – the all-purpose deburrer.

Robust metal design for tough use.

Easy handling and good grip thanks to ergonomically designed hexagon handle.

Rotating universal deburrer blade in handle accommodates to the work piece edge to be deburred.

Specially hardened and specially ground universal deburrer blade guarantees easy deburring and long service life.

Fast, simple blade replacement by pulling back the front sliding sleeve.

### Supply format

**REMS REG Universal.** Universal deburrer. For copper, steel, brass, aluminium, plastic. On cardboard.

| | Art.-No. | |
|---|---|---|
| | 113910 | |

Accessories

| Description | Art.-No. | |
|---|---|---|
| **Universal deburring blade,** ground | 113360 | |



# REMS REG St ¼–2"

Inner pipe deburrer

Robust quality tool for inner pipe deburring. For electric operation.

Steel pipes and other pipes Ø ¼–2"




German Quality Product

### REMS REG St ¼–2": effortless electric deburring.

Inner pipe deburrer with octagonal attachment head for operating by means of electric die stocks with octagonal seat, e.g. REMS Amigo E, REMS Amigo, REMS Amigo 2, REMS Amigo 2 Compact.

Specially hardened and designed deburring blade ensures easy deburring and extremely long life. Double edges for optimum chip flow, specially for small sizes.



### Supply format

**REMS REG St ¼–2".** Inner pipe deburrer for electric operation. For steel pipes and other pipes, Ø ¼–2". In a carton.

| | Art.-No. | |
|---|---|---|
| | 731700 | |

# REMS REG 3–35

Outer-inner tube deburrer

Sturdy manual tool for outer-inner tube deburring.

Copper, brass, aluminium, steel, plastic tubes Ø 3–35 mm Ø ⅛–1⅜"



German Quality Product

### REMS REG 3–35 – the sharp edge.

Fast, effortless deburring through 3 specially hardened and ground deburring blades.

Robust housing in shock-proof, resistant plastic.

### Supply format

**REMS REG 3–35.** Outer-inner tube deburrer. For copper, brass, aluminium, steel, plastic tubes, Ø 3–35 mm, Ø ⅛–1⅜". In blister pack.

| | Art.-No. | |
|---|---|---|
| | 113900 | |

# REMS REG 8–35

Outer-inner pipe deburrer

Robust quality tool for removing outer and inner burr from pipes.

Stainless steel pipes, other steel pipes, copper, brass, aluminium, plastic pipes — Ø 8–35 mm, Ø ⅜–1⅜"



## REMS REG 8–35 – the multiple edge up to Ø 35 mm.

Easy, effortless deburring through multiple blades which are specially hardened and ground.

Robust metal design for tough use.



### Supply format

**REMS REG 8–35.** Outer-inner pipe and tube deburrer. For stainless steel pipes, other steel pipes, copper, brass, aluminium, plastic pipes, Ø 8–35 mm, Ø ⅜–1⅜". In blister pack.

| | Art.-No. | |
|---|---|---|
| | 113825 | |

# REMS REG 10–42

Outer-inner pipe deburrer

Robust, solid all-metal tool for outer-inner pipe and tube deburring. For manual or electric operation.

Stainless steel pipes, other steel pipes, copper, brass, aluminium, plastic pipes — Ø 10–42 mm, Ø ½–1⅝"



German Quality Product



## REMS REG 10–42 – by hand or electric. Specially for stainless steel pipes.

Ideal for pipes of all types. Specially for stainless steel tubes of pressfitting systems.

Easy and fast deburring through an appropriate, solid all-metal tool, equipped with 4 specially hardened and ground deburring blades

Driver for electrical drive by REMS Helix cordless drill/screwdriver (see page 93) and other power drills/screwdrivers (speed ≤ 300 rpm), as an accessory.



### Supply format

**REMS REG 10–42.** Outer-inner pipe and tube deburrer for manual or electric operation. For stainless steel pipes, other steel pipes, copper, brass, aluminium, plastic pipes, Ø 10–42 mm, Ø ½–1⅝". Without adapter for electric drive. In blister pack.

| | Art.-No. | |
|---|---|---|
| | 113810 | |

## Accessories

| Description | Art.-No. | |
|---|---|---|
| **Adapter for REMS REG 10–42** | 113815 | |
| **REMS Helix,** cordless drill/screwdriver, see page 93 | | |



# REMS REG 10–54

Outer-inner pipe deburrer

Robust quality tool for removing outer and inner burr from pipes.

Stainless steel pipes, other steel pipes, copper, brass, aluminium, plastic pipes — Ø 10–54 mm, Ø ½–2⅛"



## REMS REG 10–54 – the multiple edge up to Ø 54 mm.

Easy, effortless deburring through multiple blades which are specially hardened and ground.

Robust metal design for tough use.



### Supply format

**REMS REG 10–54.** Outer-inner pipe and tube deburrer. For stainless steel pipes, other steel pipes, copper, brass, aluminium, plastic pipes, Ø 10–54 mm, Ø ½–2⅛". In blister pack.

| | Art.-No. | |
|---|---|---|
| | 113830 | |

# REMS REG 10–54 E

Outer-inner pipe deburrer

Robust quality tool for removing outer and inner burr from pipes. For manual operation or electric drive.

Stainless steel pipes, other steel pipes, copper, brass, aluminium, plastic pipes — Ø 10–54 mm, Ø ½–2⅛"



German utility model registration 20 2007 019 016.6
Patent EP pending

## REMS REG 10–54 E – by hand or electrically. Especially for stainless steel pipes.

Easy, effortless deburring through multiple blades which are specially hardened and ground.

Also for electrical drive by REMS Helix cordless drill/screwdriver (see page 93) and other power drills/screwdrivers with ¼" bit holders (speed ≤ 300 rpm), by the REMS Cento pipe cutting machine (see page 78) and by the REMS Turbo Cu-INOX pipe circular sawing machine (see page 66).

Protected by German utility model registration 20 2007 019 016.6. Patent EP pending.

Robust metal design for tough use.







### Supply format

**REMS REG 10–54 E.** Outer-inner pipe and tube deburrer for manual or electric operation. For stainless steel pipes, other steel pipes, copper, brass, aluminium, plastic pipes, Ø 10–54 mm, Ø ½–2⅛". In blister pack.

| | Art.-No. | |
|---|---|---|
| | 113835 | |

## Accessories

| Description |
|---|
| **REMS Helix,** cordless drill/screwdriver, see page 93 |
| **REMS Cento,** pipe cutting machine, see page 78 |
| **REMS Turbo Cu-INOX,** pipe circular sawing machine, see page 66 |


PGT
R

# Assembling
# Testing
# Filling
# Flushing


| | | |
|---|---|---|
|  | Water pump pliers | 86 |
|  | Cordless power drill/screwdriver | 93 |
|  | Pipe workstation<br>Chain pipe vices | 94 |
|  | Folding workbenches | 95 |
|  | Material supports | 96 |
|  | Battery LED Lamp | 97 |
|  | Machine cleaner | 97 |
|  | Hand pressure testing pump | 90 |
|  | Electric pressure testing pump | 91 |
|  | Electronic flushing and pressure testing unit with compressor | 100 |
|  | Electric filling and flushing unit | 92 |

# REMS Catch S

Swedish pattern wrench 'S'

Rugged quality tools for tough use and long service life.
All-steel, drop forged.

Swedish model according to DIN 5234 - Form C.

Pipes Ø ≤ 3"
Nuts, bolts, flat material




## REMS Catch S – for professional use.

Swedish model with S-shaped jaws for secure 3-point grip.
Self-locking thus secure gripping and holding even on smooth pipes.

Rugged design in chrome-vanadium steel, all steel, drop forged, tempered, powder-coated. Hardened, highly wear resistant toothing.

Ergonomically shaped handle, slip-proof. Stop prevents jamming.
Adjusting nut cannot be lost. Reinforced sleeve.

## Supply format

**REMS Catch S.** Swedish pattern wrench 'S'. DIN 5234 – Form C.
In plastic bag.

| Description<br>Pipes Ø ≤ inch | Width mm | Art.-No. | |
|---|---|---|---|
| **S ½"** | 36 | 116000 | |
| **S 1"** | 47 | 116005 | |
| **S 1½"** | 60 | 116010 | |
| **S 2"** | 78 | 116015 | |
| **S 3"** | 112 | 116020 | |



# REMS Catch W

Water pump pliers

Rugged quality tools for tough use and long service life.
All-steel, drop forged.

According to ISO 8976 with box joint.

Pipes Ø ≤ 1½"
Square, hexagonal joints, flat material




## REMS Catch W – for professional use.

Gripping pliers with reinforced, ground, box joint. 7 grip positions.
Self-locking thus secure gripping and holding, even on smooth pipes.

Rugged design in chrome-vanadium steel, all-steel, drop forged, tempered, powder-coated. Hardened, highly wear resistant toothing.

Ergonomically shaped handle, slip-proof. Stop prevents jamming.

## Supply format

**REMS Catch W.** Water pump pliers, 7 grip positions. ISO 8976.
In plastic bag.

| Description | Pipes Ø ≤ inch | Art.-No. | |
|---|---|---|---|
| **W 175** | 1" | 116050 | |
| **W 240** | 1¼" | 116055 | |
| **W 300** | 1½" | 116060 | |



# REMS Helix VE

Cordless power drill/screwdriver

| | |
|---|---|
| Powerful,handy power tool for drilling, driving in/ loosening screws and deburring pipes. For cordless and mains operation. For assembly, disassembly, repair. | |
| Drilling in steel, stone | Ø ≤ 10 mm |
| Drilling in wood | Ø ≤ 28 mm |
| Drilling with tile drills, e.g. in ceramic, fine clay, granite, marble | Ø ≤ 14 mm |
| Driving in/loosening of screws | Ø ≤ 7 mm |




## REMS Helix VE – drilling, screw driving and deburring.

### Design

Ultra light, ultra small, ultra handy. Drive machine with battery pack weighs only 1.3 kg. Can therefore be used everywhere, free hand, over head, also in very confined spaces. Optimum weight distribution for one-hand operation. Ergonomically designed housing. Drive machine with keyless quick chuck, clamping range 0.8 – 10 mm, right and left hand rotation. 2 continuously adjustable speed ranges from 0 to 300 rpm and 0 to 1,250 rpm, 25 torque stages plus drilling stage, high torque of 31 Nm in the low speed range for powerful screw driving. Integrated LED work light for illuminating the work place. Belt clip. For cordless and mains operation. 1 bit with double blade slot/cross-head, 50 mm long. Bit set as accessory.

### Drive

Powerful electro-mechanical drive with powerful battery motor 14.4 V, 300 W output, robust, 2-step, precision, ball bearing-mounted planetary gear, maintenance-free. Safety switch.

### Vario-Electronic

Continuous electronic speed control for gentle start drilling, driving in/loosening of screws and selection of the speed suitable for the material when drilling and driving in/loosening screws. The speed can be continuously controlled by variable pressure on the safety switch from 0 to 300 or 0 to 1,250 rpm (accelerator switch).

### Battery or mains operation

Li-Ion PLUS technology. Highly resistant Li-Ion 14.4 V battery with 1.6 or 3.2 Ah capacity for long service life. Powerful and light. Li-Ion 14.4 V, 3.2 Ah battery for driving in more than 1,000 screws 4 x 40 mm in wood. Total discharge and overload protection with single cell monitoring. Temperature monitoring during the charging process. Operating temperature range – 10 to + 60 °C. No memory effect for maximum battery power. Rapid charger for short charging times. Li-Ion 230 V voltage supply for mains operation instead of Li-Ion 14.4 V battery, as accessory.





LED

## Supply format

**REMS Helix VE Li-Ion Set.** Cordless power drill/screwdriver with Vario-Electronics (VE) for drilling in steel, stone, Ø ≤ 10 mm, wood Ø ≤ 28 mm and other materials and for driving in/loosening screws Ø ≤ 7 mm. Drive machine with keyless quick chuck, clamping range 0.8 – 10 mm, right and left hand rotation. Electromechanical drive with powerful battery motor 14.4 V, 300 W, 2-step robust planetary gear. 2 continuously adjustable speed ranges from 0 to 300 rpm and 0 to 1,250 rpm, 25 torque stages plus drilling stage, high torque of 31 Nm in the low speed range. Safety switch. Integrated LED work light. Belt clip. Li-Ion 14.4 V, 1,6 Ah battery, Li-Ion/Ni-Cd 230 V, 50 – 60 Hz, 65 W rapid charger. 1 bit with double blade slot/cross-head, 50 mm long. In carrying bag.

| | Art.-No. | |
|---|---|---|
| | 190010 | |

Other voltages on request.




Accessories

| Description | Art.-No. | |
|---|---|---|
| **REMS REG 10 – 42.** Outer/inner pipe deburrer for pipes Ø 10 – 42 mm, Ø ½ – 1⅝", see page 88 | | |
| **REMS REG 10 – 54 E.** Outer/inner pipe deburrer for pipes Ø 10 – 54 mm, Ø ½ – 2⅛", see page 89 | | |
| **REMS tile drilling,** Ø 5 – 14 mm, see page 232 | | |
| **REMS Helix VE Li-Ion drive unit,** without battery | 190000 | |
| **Battery Li-Ion 14.4 V, 1.6 Ah** | 571545 | |
| **Battery Li-Ion 14.4 V, 3.2 Ah** | 571555 | |
| **Rapid charger Li-Ion/Ni-Cd 230 V,** 50 – 60 Hz, 65 W | 571560 | |
| **Voltage supply Li-Ion 230 V** for mains operation instead of battery Li-Ion 14.4 V | 571565 | |
| **Carrying bag** | 190053 | |
| **Bit set,** comprising quick-change bit holder, magnetic, with automatic bit lock, 12 bits (4 Torx, 3 cross-head PH, 3 cross-head PZ, 2 slotted), in practical magazine with elastic band for fixing to wrist or to the power tool. | 190051 | |
| **REMS cordless LED lamp** see page 97 | 175200 | |



# REMS Aquila 3B

Portable pipe workstation with chain pipe vice

Sturdy, easy to carry pipe workstation with integrated chain pipe vice on folding tripod stand. With practical shelf plate. For trade and industry. For the building site and the workshop.

| | |
|---|---|
| Clamping range | Ø 10–165 mm<br>Ø ⅛–6" |











## REMS Aquila 3B – portable pipe workstation. Safe clamping of pipes up to 6". Everywhere on site.

Sturdy, torsion-free die-cast structure of the work plate with integrated chain pipe vice, pipe rest, tool holders, 3 benders for bending pipes Ø 10–26 mm, Ø ⅜–¾", clamping head.

Specially toothed double clamping jaws, easily changeable, prism-shaped, for safe clamping of the pipes in the whole working range. Specially hardened, for long life.

Clamping chain with strong chain links, easy clamping by quick closure and trapezoidal threaded spindle.

Well accessible working range in front of the chain pipe vice for free swing of even long tools.

Especially suitable for pipe installation, e.g. for cutting, thread cutting, bending, assembly.

Adjustable clamping head for clamping the pipe workstation between the ceiling and the floor, for especially secure standing.

Proven tripod stand for secure standing, folding, for easy erection and transport.

Practical shelf plate for tools and work material.

REMS Herkules height adjustable material supports (see page 96).

### Supply format

**REMS Aquila 3B.** Pipe workstation with chain pipe vice for clamping pipes Ø 10–165 mm, Ø ⅛–6". Work plate with integrated chain pipe vice with double clamping jaws, pipe rest, tool holders, 3 benders for bending pipes Ø 10–26 mm, Ø ⅜–¾", clamping head. Folding tripod stand with shelf plate. In a carton.

| | Art.-No. | |
|---|---|---|
| | 120270 | |

# REMS Aquila WB

Chain pipe vice for workbench

High quality, robust chain pipe vice for fixing to a workbench. Excellent quality for long life. For trade and industry. For the building site and the workshop.

| | |
|---|---|
| Pipes | Ø 10–165 mm<br>Ø ⅛–6" |





German Quality Product



## REMS Aquila WB – safe clamping of pipes up to 6".

Sturdy, torsion-free die-cast structure of the base plate with integrated chain pipe vice, pipe rest, bender.

Specially toothed double clamping jaws, easily changeable, prism-shaped, for safe clamping of the pipes in the whole working range. Specially hardened, for long life.

Clamping chain with strong chain links, easy clamping by quick closure and trapezoidal threaded spindle.

Well accessible working range in front of the chain pipe vice for free swing of even long tools.

Especially suitable for pipe installation, e.g. for cutting, thread cutting, bending, assembly.

For fixing to the workbench.

REMS Herkules height adjustable material supports (see page 96).

### Supply format

**REMS Aquila WB.** High quality chain pipe vice for clamping pipes Ø 10–165 mm, Ø ⅛–6". Base plate with integrated chain pipe vice with double clamping jaws, pipe rest, bending device. For work bench. In a carton.

| | Art.-No. | |
|---|---|---|
| | 120250 | |

# REMS Jumbo



Sturdy, easy to carry folding workbenches for universal use. Worktop in accordance with DIN 68 705. For trade and industry. For the building site and the workshop.

## REMS Jumbo E – handy and light.

| | |
|---|---|
| Work top | Birch-Multiplex, 800 × 600 mm |
| Height | 800 mm |
| Weight | 23 kg |
| Load capacity | ≤ 300 kg |

## REMS Jumbo – the indestructible folding workbench. Handy and light. German quality product.

| | |
|---|---|
| Work top | Beech-Multiplex, 1100 × 700 mm |
| Height | 800 mm |
| Weight | 28 kg |
| Load capacity | ≤ 300 kg |

## REMS Jumbo – assembled and disassembled at lightning speed. With toggle catch. Worktops in accordance with DIN 68 705. Highly resistant up to 300 kg.

Handy and light. REMS Jumbo E only 23 kg, REMS Jumbo only 28 kg.

Worktop made of special Birch-Multiplex plywood (REMS Jumbo E) or Beech-Multiplex plywood (REMS Jumbo), in accordance with DIN 68 705 weather-proof glued, impregnated, vice-proof and tear-proof, flat and torsion-free.

Impact and splinter resistant thanks to steel edge protection. Screws and nuts galvanised,

Especially safe standing by strong tubular steel frame with toggle catch, assembled and disassembled at lightning speed. Easy to carry.

Highly resistant, max. load capacity 300 kg.



German Quality Product





## Supply format

**REMS Jumbo.** Folding workbench with toggle catch. Worktop in accordance with DIN 68 705. In a carton.

| Description | Work top | Size mm | Art.-No. | |
|---|---|---|---|---|
| **REMS Jumbo E** | Birch-Multiplex | 800 × 600 | 120240 | |
| **REMS Jumbo** | Beech-Multiplex | 1100 × 700 | 120200 | |

# REMS Herkules



Vertically adjustable material support with roller guidance for rotating and stationary pipe and solid material.
For trade and industry. For the building site and the workshop.

| | |
|---|---|
| Pipes | Ø (⅛) 1–6", Ø (6) 25–150 mm |
| Solid material | Ø (6) 25–150 mm |





German Quality Product



## REMS Herkules – the sturdy support.

Easy moving of the material in all directions when turning, pulling and pushing by two stainless steel balls mounted in a rust-protected housing in the range Ø 1–6", Ø 25–150 mm.

Especially suitable for pipe installation, e.g. for cutting, thread cutting, roll grooving, welding, soldering.

Robust, job site-proven design. Dismantles for transport and stocking.

Optionally on safe standing tripod or with clamping device for workbench.



## Supply format

**REMS Herkules.** Vertically adjustable material support for pipes Ø (⅛) 1–6", Ø (6) 25–150 mm, solid material Ø (6) 25–150 mm. Optionally on tripod or with clamping device for workbench. In a carton.

| Description | Version | Art.-No. | |
|---|---|---|---|
| **REMS Herkules 3B** | Tripod with protection caps | 120120 | |
| **REMS Herkules Y** | Clamping fixture for work bench | 120130 | |





# REMS battery LED Lamp

Hand and standing lamp

Practical, ultra light hand and standing lamp for lighting up the work place. For battery and mains operation.

**REMS cordless LED lamp – lights everywhere.
For cordless and mains operation.
145° continuously tiltable.**

Ultra light hand and standing lamp.

LED technology with high brilliance

Ergonomically designed handle with soft grip

Battery compartment integrated into the handle Li-Ion 14.4 V batteries or Li-Ion 230 V power supply for mains operation in place of Li-Ion 14.4 V battery as an accessory.

Electronic charging status check with low discharge protection.

Practical, foldout hanging device

Lamp head continuously tiltable by 145° for better illumination.

Rapid charger for short charging times, as an accessory.
No memory effect for maximum battery performance.






## Supply format

**REMS cordless LED.** Lamp Hand and standing lamp for Li-Ion 14.4 V batteries or Li-Ion 230 V voltage supply. Without battery, without rapid charger, without voltage supply. In blister pack.

| | Art.-No. | |
|---|---|---|
| | 175200 | |

Accessories

| Description | Art.-No. | |
|---|---|---|
| **Battery Li-Ion 14.4 V, 1.6 Ah** | 571545 | |
| **Battery Li-Ion 14.4 V, 3.2 Ah** | 571555 | |
| **Rapid charger Li-Ion/Ni-Cd 230 V,** 50–60 Hz, 65 W | 571560 | |
| **Voltage supply Li-Ion 230 V** for mains operation instead of battery Li-Ion 14.4 V | 571565 | |



# REMS CleanM

Machine cleaner

Highly effective machine cleaner for fast, reliable removal of oily and greasy soiling of all kinds.
For cleaning and degreasing machines, tools etc.
For trade and industry.

**REMS CleanM – you can't get cleaner than that. Very high cleaning effect.**

Especially for fast, reliable removal of oily and greasy soiling of all kinds. Easily biodegradable according to OECD 302 B. Free from substances classified as harmful to the environment.

Universal cleaner for trade and industry. For cleaning and degreasing machines and tools.

Can also be used for removing lime scale.

REMS CleanM spray bottle without propellant.






German Quality Product




## Supply format

**REMS CleanM.** Highly effective machine cleaner for fast and reliable removal of oily and greasy soiling. For cleaning and degreasing machines, tools etc.

| | Packing | Art.-No. | |
|---|---|---|---|
| | 500 ml spray bottle | 140119 | |

# REMS Push

Hand pressure testing pump

| | |
|---|---|
| Proven, reliable testing pump for pressure and tightness tests of piping systems and receptacles. | |
| Testing and pressure range | p ≤ 6 MPa/60 bar/870 psi |
| Water, oil, glycol | |
| pH-value of liquids | 7 – 12 |
| Temperature of liquids | ≤ 60°C |
| Viscosity of liquids | ≤ 1.5 mPa s |




## REMS Push – reliable pressure hold.

### Universal use

For plumbing, heating, solar system and sprinkler installations, for compressed air, steam and cooling systems, oil installations, for boiler and pressure vessel building.

### Design

Robust, job-site proven metal design for tough use. REMS Push with corrosion-resistant, powder-coated 12 ltr steel tank. Distortion resistant lever with ergonomic handle, doubles as carrying handle when locked. Wear resistant pressure piston in brass, Ø 30 mm. High-pressure hose with ½"-connection. Fine scale pressure gauge (accessory), p ≤ 1.6 MPa/16 bar/232 psi, for reading a pressure change of 0.01 MPa/0.1 bar/1.45 psi for tightness testing according to DIN 1988, as accessory.

### Stainless steel tank

REMS Push INOX with 12 ltr stainless steel tank. For extremely long life.

### Functioning

Pressure and tightness test with water or oil. Double valve system for reliable pressure built-up, with rust-proof steel balls. High pumping capacity with long stroke, fine pressure adjustment at short pushes. High pressure hose with fabric ply prevents measurement errors.

### Supply format

**REMS Push.** Hand pressure testing pump with pressure gauge, p ≤ 6 MPa/ 60 bar/870 psi, for pressure and tightness testing of piping systems and receptacles up to 6 MPa/60 bar/870 psi, Corrosion-resistant, powder-coated 12 ltr steel tank. 1.5 m high-pressure hose with ½"-connection. In a carton.

| | Art.-No. | |
|---|---|---|
| | 115000 | |




### Supply format

**REMS Push INOX.** Hand pressure testing pump with pressure gauge, p ≤ 6 MPa/60 bar/870 psi, for pressure and tightness testing of piping systems and receptacles up to 6 MPa/60 bar/870 psi. 12 ltr stainless steel tank. 1.5 m high-pressure hose with ½"-connection. In a carton.

| | Art.-No. | |
|---|---|---|
| | 115001 | |




Accessories

| Description | Pressure p ≤ MPa/bar/psi | Art.-No. | |
|---|---|---|---|
| **Connecting piece with pressure gauge and shut off valve** | 6/60/870 | 115110 | |
| **Fine scale pressure gauge** | 1,6/16/232 | 115045 | |



# REMS E-Push 2

Electric pressure testing pump

| | |
|---|---|
| Powerful, electric pressure testing pump for pressure and tightness tests of piping systems and receptacles. | |
| Testing and pressure range | p ≤ 6 MPa/60 bar/870 psi |
| Pumping capacity | 6.5 l/min |
| Water, hydrous solutions, emulsions | |
| pH-value of liquids | 7 – 10 |
| Temperature of liquids | ≤ 60°C |
| Viscosity of liquids | ≤ 1.5 mPa s |




**REMS E-Push 2 – electric charging and testing. Up to 60 bar. With adjustable pressure limiting. 1300 W. Self sucking.**

## Universal use

In sanitary, heating, solar and sprinkler installation, for compressed air, steam and cooling systems, oil installations, in boiler and pressurised vessel construction.

## Design

Robust, compact, light. Weighs only 12 kg. Easy to carry. Wear reduced high power piston pump. Pressure gauge, damped by filling with glycerine, p ≤ 6 MPa/ 60 bar/870 psi. High-pressure hose with fabric ply prevents measurement errors. Suction hose with suction filter. Non-return valve in the suction hose prevents the suction hose from running empty in standstill times; therefore shorter suction times. Suction hose and high pressure hose with ½"-connection. Connecting piece with pressure gauge, p ≤ 6 MPa/60 bar/870 psi, and shut off valve for pressure and tightness testing also after removal of the high pressure pump, e.g. theft protection or for use at several testing points, as accessory. Fine scale pressure gauge, p ≤ 1.6 MPa/
16 bar/232 psi, for reading a pressure change of 0.01 MPa/0,1 bar/1.45 psi for tightness testing according to DIN 1988, as accessory.

## High power piston pump

Self-sucking high power piston pump running in a sealed oil bath with wear reduced pressure piston in stainless steel. Proven, powerful capacitor motor, 1300 W, very powerful and fast. High pumping capacity of 6.5 l/min. Pressure and tightness testing up to 6 MPa/60 bar/870 psi.

## Adjustable pressure limiting

Pressure limiting in 6 stages, 1 – 6 MPa/10 – 60 bar/145 – 870 psi, adjustable to the necessary pressure in the pipe system/tank.






## Supply format

**REMS E-Push 2.** Electric pressure testing pump with pressure gauge, p ≤ 6 MPa/60 bar/ 870 psi, for pressure and leak testing of pipe systems and tanks up to 6 MPa/60 bar/870 psi, with adjustable pressure limiting. Pump unit with capacitor motor 230 V, 50 Hz, 1300 W. Non-return valve. 1.5 m high-pressure hose with ½"-connection. In a carton.

| | Art.-No. | |
|---|---|---|
| | 115500 | |

Accessories

| Description | Pressure p ≤ MPa/bar/psi | Art.-No. | |
|---|---|---|---|
| **Connecting piece with pressure gauge and shut off valve** | 6/60/870 | 115110 | |
| **Fine scale pressure gauge** | 1,6/16/232 | 115045 | |





# REMS Multi-Push

Electronic flushing and pressure testing unit with compressor

Powerful, compact, electronic flushing and pressure testing unit with oil-free compressor. For flushing with water or a water/air mixture, disinfection, cleaning, preservation of pipe systems, for pressure and leak testing of pipe systems and vessels with compressed air or water, as a pneumatic pump for controlled filling of all types of vessels with compressed air and for operation of pneumatic tools.

| | |
|---|---|
| Flushing | |
| Water pressure pipe network | p ≤ 1 MPa/10 bar/145 psi |
| Pipe diameter installation | ≤ DN 50, 2" |
| Water temperature | 5 – 35°C |
| Water flow | ≤ 5 $m^3$/h |
| Various additives for disinfection, cleaning, preservation, see page 102. | |
| Pressure test with compressed air | p ≤ 0,4 MPa/4 bar/58 psi |
| Pressure test with water | p ≤ 1,8 MPa/18 bar/261 psi |
| Pneumatic pump for controlled filling of all types of vessels with compressed air | p ≤ 0,8 MPa/8 bar/116 psi |
| Operation of pneumatic tools | |
| Operating pressure | p ≤ 0,8 MPa/8 bar/116 psi |
| Suction rate | ≤ 230 Nl/min |








**REMS Multi-Push – only one device with more than 10 programs for flushing and pressure testing with compressed air or water of drinking water and heating installation, etc. Very simple menu-guided operation in 26 languages. Permanent process monitoring. Logging. USB interface.**

## Universal use

Only **one** device for flushing with water or a water/air mixture, disinfection, cleaning, preservation of pipe systems, for pressure and leak testing of pipe systems and vessels with compressed air or water, e.g. drinking water installations, radiators or area heating systems, as a pneumatic pump for controlled filling of all types of vessels with compressed air, e.g. for pumping up expansion vessels or tyres and for operating pneumatic tools.

## Design

Powerful, compact, electronic flushing and pressure testing unit with oil-free compressor. Handy, easily portable, REMS Multi-Push SL only 37 kg, REMS Multi-Push SLW only 39 kg. Measuring and control devices for automatically running the flushing and test programs and for documenting the results. Safety devices for avoiding contamination of the pipe network by flow-back. Overpressure valves for pressure limiting. 5 µm condensation and particle filters. Large tubular steel frame as a compressed air tank. Two practical handles for easy carrying. Space-saving, folding handle grip for easy movement. Mobile tubular steel frame with two rubber-tyred wheels for easy transport and 2 rubber feet for firm standing. Connecting cable with integrated personal protection switch (PRCD).Captive seals for inputs and outputs of the REMS Multi-Push to avoid contamination during transport and storage.

REMS Multi-Push SLW additionally with hydro-pneumatic water pump for generating the necessary water pressure for hydrostatic pressure testing of pipe systems and vessels with water.

## Compressor

Proven, powerful, oil-free piston compressor with crank drive, maintenance-free, with capacitor motor 230 V, 1,500 W. Pressure gauge for displaying the air pressure in the compressed air tank. Emergency stop button .

## Hoses

Transparent 1" suction/pressure hose with fabric inlay, 1.5 m long, with 1" hose screw fittings for flushing, disinfection, cleaning, preservation and pressure testing with water. Pneumatic hose 8 mm, 1.5 m long, with DN 5 quick couplings, for pressure testing with compressed air, High-pressure hose ½", with fabric inlay, 1.5 m long, with ½" hose screw fitting, for pressure testing with water. Captive seals for inputs and outputs of the hoses to avoid contamination during transport and storage. Connecting hose for blowing out remaining water from the REMS Multi-Push and hoses at the end of the work, as an accessory.

# REMS Multi-Push

Electronic flushing and pressure testing unit with compressor

## Input and control unit
Easy to operate. Menu-guided input and menu-guided control of more than 10 flushing and test programs in 26 languages with edit option for the user to adapt the factory-set test criteria (test sequences, pressures and times) or defaults to the respective national safety provisions, rules and regulations valid for the application site. Format selection for date and time and selection of the different units. Input and control unit with 3" display with modern LCD technology, 76 mm screen diagonal, 128 × 64 pixels. Permanent process monitoring during the program sequences. USB port for USB stick or printer. The respective latest version software for the input and control unit is available via USB stick as a download under www.rems.de → Downloads → Software.

## Flushing
Flushing of drinking water installations with water or with a water/air mixture with intermittent compressed air in accordance with EN 806-4:2010 and information leaflet T 84-2004 "Flushing, Disinfection and Commissioning of Drinking Water Installations" of the German Central Association for Sanitary, Heating and Air Conditioning and for flushing of radiators and area heating systems. Also for flushing pipe systems with a water/air mixture with constant compressed air.

## Disinfection, cleaning, preservation
Disinfection of drinking water installations in accordance with EN 806-4:2010 and information leaflet T 84-2004 "Flushing, Disinfection and Commissioning of Drinking Water Installations" of the German Central Association for Sanitary, Heating and Air Conditioning and other pipe systems. Cleaning and preservation of radiators and area heating systems. Various additives for disinfection, cleaning and preservation (see page 102) for different applications. Unit for feeding in additives, as an accessory*.

## Pressure and leak testing with compressed air
Leak testing of drinking water installations with compressed air in accordance with information leaflet T 82-2011 "Leak Testing of Drinking Water Installations" of the German Central Association for Sanitary, Heating and Air Conditioning and pressure and leak testing of other pipe systems and vessels.

Load testing of drinking water installations with compressed air in accordance with information leaflet T 82-2011 "Leak Testing of Drinking Water Installations" of the German Central Association for Sanitary, Heating and Air Conditioning and pressure and leak testing of other pipe systems and vessels.

## Pressure and leak testing with water
REMS Multi-Push SLW with hydro-pneumatic water pump for hydrostatic pressure testing of drinking water installations with water in accordance with EN 806-4:2010, test method A, B or C or test method B, modified in accordance with information leaflet T 82-2011 "Leak Testing of Drinking Water Installations" of the German Central Association for Sanitary, Heating and Air Conditioning and for pressure and leak testing of other pipe systems and vessels.

## Pneumatic pump
Pneumatic pump for controlled filling of all types of vessels with compressed air ≤ 0.8 MPa/8 bar/116 psi, with automatic switch-off on reaching the preset air pressure, e.g. for pumping up expansion vessels or tyres.

## Operation of pneumatic tools
Connection for pneumatic tools up to an air requirement ≤ 230 Nl/min, adjustable, for adaptation to the pneumatic tool being used. Pressure gauge for controlling the air pressure supplied by the compressed air tank. Pneumatic hose with quick coupling NW 7.2, as an accessory.

## Logging
Results of the flushing and test programs are saved with date, time and log number in the selected language and can be transferred to USB stick or printer for documentation. Additions to saved data, e.g. customer name, project number, tester, are possible on external devices (e.g. PC, laptop, tablet-PC, Smartphone).




*available from Spring 2014.

# REMS Multi-Push

Electronic flushing and pressure testing unit with compressor

## Supply format

**REMS Multi-Push SL Set.** Electronic flushing and pressure testing unit with oil-free compressor. For flushing with water or a water/air mixture, disinfection, cleaning, preservation of pipe systems, for pressure and leak testing of pipe systems and vessels with compressed air, as a pneumatic pump for controlled filling of all types of vessels with compressed air p ≤ 0.8 MPa/8 bar/116 psi, and for operation of pneumatic tools ≤ 230 Nl/min Input and control unit Piston compressor with crank drive, capacitor motor 230 V, 50 Hz, 1500 W. Person circuit breaker (PRCD). 2 off 1" suction/pressure hoses, 1,5 m long, with 1" hose screw fittings, 1 pneumatic hose 8 mm, 1.5 m long, with DN 5 quick couplings, for pressure testing with compressed air. Seals for inputs and outputs. Mobile tubular steel frame. Without feeder unit for additives. In a carton

| | Art.-No. | |
|---|---|---|
| | 115610 | |

Other voltages on request.




## Supply format

**REMS Multi-Push SLW Set.** Electronic flushing and pressure testing unit with oil-free compressor. For flushing with water or a water/air mixture, disinfection, cleaning, preservation of pipe systems, for pressure and leak testing of pipe systems and vessels with compressed air or water, as a pneumatic pump for controlled filling of all types of vessels with compressed air p ≤ 0.8 MPa/8 bar/116 psi, and for operation of pneumatic tools ≤ 230 Nl/min Input and control unit Piston compressor with crank drive, capacitor motor 230 V, 50 Hz, 1500 W. Hydro-pneumatic water pump. Personal protection switch (PRCD). 2 off 1" suction/pressure hoses, 1,5 m long, with 1" hose screw fittings, 1 pneumatic hose 8 mm, 1.5 m long, with DN 5 quick couplings, for pressure testing with compressed air. 1 high-pressure hose ½", 1.5 m long, with ½" hose screw fittings, for pressure testing with water. Seals for inputs and outputs. Mobile tubular steel frame. Without feeder unit for additives. In a carton

| | Art.-No. | |
|---|---|---|
| | 115611 | |

Other voltages on request.




## Accessories

| Description | Art.-No. | |
|---|---|---|
| **Fine filter with fine filter cartridge 50 µm,** washable, with large dirt collection vessel | 115323 | |
| **Fine filter cartridge 50 µm,** for fine filter with fine filter cartridge 50 µm | 043052 | |
| **Connecting hose compressor/water connections,** for blowing out water remains from the REMS Multi-Push and the suction/pressure hoses at the end of work | 115618 | |
| **Pressure gauge, p ≤ 6 MPa/60 bar/870 psi,** for pressure and leak testing of pipe systems and vessels up to 6 MPa/60 bar/870 psi. | 115140 | |
| **Fine scaled pressure gauge, p ≤ 1.6 MPa/16 bar/ 232 psi,** for pressure and leak testing of pipe systems and vessels up to 1.6 MPa/16 bar/232 psi. | 115045 | |
| **Fine scaled pressure gauge, p ≤ 250 hPa/250 mbar/ 3,6 psi,** for pressure and leak testing of pipe systems and vessels up to 250 hPa/250 mbar/3.6 psi. | 047069 | |
| **Compressed air hose NW 7.2** for connecting compressed air tools, with NW 7.2 quick coupling | 115621 | |
| **Additives feeder unit*,** for feeding additives for disinfection, cleaning, preservation | 115602 | |

Additives for disinfection, cleaning and preservation on request.





*available from Spring 2014.


REMS
Multi-Push SLW

# REMS Solar-Push

Electric filling and flushing unit

Powerful electric filling and flushing unit for fast, easy filling, flushing and venting of closed systems. Ideal for solar power systems, ground heat systems and underfloor/wall heating.

| | |
|---|---|
| Tank volume | 30 litres |
| **REMS Solar-Push K 60** with centrifugal pump | |
| Transport capacity at 40 m pumping head | 16 l/min |
| Transport volume | ≤ 36 l/min |
| Transport pressure | ≤ 0.55 MPa/5.5 bar/80 psi |
| Temperature of the transported media (constant load) | ≤ 60°C |
| pH value of the transported media | 7–8 |
| **REMS Solar-Push I 80** with impeller pump | |
| Transport capacity at 40 m pumping head | 18 l/min |
| Transport volume | ≤ 27 l/min |
| Transport pressure | ≤ 0.65 MPa/6.5 bar/94 psi |
| Temperature of the transported media (constant load) | ≤ 80°C |
| pH value of the transported media | 7–8 |

Media transported: heat transfer liquids, antifreeze, water, aqueous solutions, emulsions

## REMS Solar-Push – filling, flushing and venting in one action. Self priming. High transport capacity.

### System advantage

Filling, flushing and venting in one action. Ideal for solar power systems, ground heat systems and underfloor/wall heating. Also for filling tanks.

### Design

Powerful, electric filling and flushing unit on stable, mobile tubular steel frame for secure standing. 2 large, air-filled tyres for easy transport in rugged building site conditions. Practical hose holder. Low weight, only 19 kg. Sturdy plastic tank to hold 30 litres, made of UV-stabilised PE, with filling level indicator, removable, for easy cleaning, with large opening for easy filling. Practical screw cap for fast opening and closing. Return connection ¾" with immersion pipe avoids foaming of the transport medium when it enters the plastic tank. Stop tap for easy cleaning and easy changing of the plastic tank when using different transport media. Two practical handles for easy carrying of the plastic tank. High temperature-resistant connecting hose between plastic tank and pump. Fine filter in the suction line with large viewing window for easy recognition of residue air in the circuit as well as emitted contamination, e.g. chips, solder and welding residue.

### REMS Solar-Push K 60

Self-suction centrifugal pump, suitable for different transport media, e.g. heat transfer liquids, antifreeze, water, aqueous solutions, emulsions. With proven, powerful condenser motor with quiet running, 860 W, on/off switch. High transport volume 36 l/min for fast filling, efficient flushing and venting of closed systems and for filling tanks. Pressure relief valve for simple pressure relief in the pressure hose at the end of operation, as an accessory. For continuous load ≤ 60°C. 2 pieces flexible, transparent PVC fabric hoses ½" T60, for pressure and return lines, each 3 m long, with ¾" screw connections, temperature-resistant ≤ 60°C.

### REMS Solar-Push I 80

Dry self-suction impeller pump with special impeller, suitable for different transport media, e.g. heat transfer liquids, antifreeze, water, aqueous solutions, emulsions. With proven, powerful condenser motor with quiet running, 1000 W, on/off switch. High transport volume 27 l/min for fast filling, efficient flushing and venting of closed systems and for filling tanks. Pressure relief valve for simple pressure relief in the pressure hose at the end of operation. For continuous load ≤ 80°C. 2 pieces flexible, EPDM fabric hoses ½" T100 (synthetic rubber), for pressure and return lines, each 3 m long, with ¾" screw connections, high temperature-resistant ≤ 100°C.

### Extensive accessories

Shut-off valve for closing the pressure or return line, e.g. during transport. Fine filter with fine filter bag 70 µm, consisting of a screw cap with return line connection for return line with ¾" union, adapter and fine filter bag 70 µm, or fine filter with fine filter cartridge 50 µm, washable, with large dirt collection vessel, for return line with ¾" connection for flushing underfloor heating/wall radiators and clearing sludge. Flow direction changeover valve complete with EPDM fabric hose ½" T100, for flushing underfloor heating/wall radiators and effective clearance of sludge by pressure surges when flow direction changes. Changeover valve for alternative suction of the transport medium from another tank, e.g. for larger volumes.





K 60


I 80









# REMS Solar-Push

Electric filling and flushing unit



## Supply format

**REMS Solar-Push K 60.** Electric filling and flushing unit for fast, easy filling, flushing and venting of closed systems. Transport volume ≤ 36 l/min, tank volume 30 l. With centrifugal pump, temperature-resistant for continuous load ≤ 60°C. Transport pressure ≤ 0,55 MPa/5,5 bar/80 psi. Condenser motor 230 V, 50 Hz, 860 W. 2 pieces flexible, transparent PVC fabric hoses ½" T60, each 3 m long, temperature-resistant ≤ 60°C. In box.

| | Art.-No. | |
|---|---|---|
| | 115312 | |

Other voltages on request.



## Supply format

**REMS Solar-Push I 80.** Electric filling and flushing unit for fast, easy filling, flushing and venting of closed systems. Transport volume ≤ 27 l/min, tank volume 30 l. With impeller pump, temperature-resistant for continuous load ≤ 80°C. Transport pressure ≤ 0,65 MPa/6,5 bar/94 psi. Transport capacity at 40 m transport height 10 l/min. Condenser motor 230 V, 50 Hz, 1000 W. Pressure relief valve. 2 pieces flexible, EPDM fabric hoses ½" T100, each 3 m long, high temperature-resistant ≤ 100°C. In box.

| | Art.-No. | |
|---|---|---|
| | 115311 | |

Other voltages on request.

## Accessories

| Description | Art.-No. | |
|---|---|---|
| **PVC fabric hose ½" T60** for pressure or return line, 3 m long, with ¾" screw connections, temperature-resistant ≤ 60°C. | 115314 | |
| **EPDM fabric hose ½" T100** for pressure or return line, 3 m long, with ¾" screw connections, high temperature-resistant ≤ 100°C. | 115315 | |
| **EPDM fabric hose ½" T165** for pressure or return line, 3 m long, with ¾" screw connections, high temperature-resistant ≤ 165°C. | 115319 | |
| **¾" shut-off valve** for closing the pressure or return line, e.g. during transport. | 115324 | |
| **30 l plastic tank** made of UV-stabilised PE. | 115375 | |
| **Pressure relief valve** for Solar-Push K 60. | 115217 | |
| **Fine filter with fine filter bag 70 µm,** consisting of a screw cap with return line connection for return line with ¾" union, adapter, 1 file filter bag 70 µm, for flushing underfloor heating/wall radiators and clearing sludge | 115220 | |
| **Fine filter bag 70 µm (pack of 10),** fine file filter with fine filter bag 70 µm | 115221 | |
| **Fine filter with fine filter cartridge 50 µm,** washable, with large dirt collection vessel, for return line with ¾" union, for flushing underfloor heating/wall radiators and clearing sludge | 115323 | |
| **Fine filter cartridge 50 µm,** for fine filter with fine filter cartridge 50 µm | 043052 | |
| **Flow direction changeover valve** complete with EPDM fabric hose ½" T100, for flushing underfloor heating/wall radiators and effective clearance of sludge by pressure surges when flow direction changes | 115326 | |
| **Changeover valve** for alternative suction of the transport medium from another tank, e.g. for larger volumes. | 115325 | |




45
90

# Bending


| | | |
|---|---|---|
|  | Hydraulic pipe bender | 108 |
|  | Single-hand tube bender | 110 |
|  | Electric pipe and tube bender | 111 |
|  | Cordless tube bender | 114 |
|  | Hand tube bender | 116 |

# REMS Python

Hydraulic pipe bender

| | |
|---|---|
| Robust, hydraulic pipe bender for dimensionally accurate bending of pipes up to 90°. For trade and industry. For the building site and the workshop. | |
| Steel pipes EN 10255 (DIN 2440) | Ø ⅜–2" |
| Multilayer composite tubes | Ø 32–75 mm |

**REMS Python – extremely easy bending up to Ø 2", 75 mm. Ideal for steel pipes EN 10255 and for multilayer composite tubes of the pressfitting systems.**

## Universal use

For locksmith work, sanitary and heating installation and machine and plant engineering. Excellently suitable for steel pipes EN 10255 (DIN 2440) and for multilayer composite tubes of the pressfitting systems.

## System advantage

Only **one** bender drive for the whole working range up to Ø 2", Ø 75 mm. Thus simple, inexpensive stocking. No confusion possible.

## Cost advantage

Pipe bender is amortised after just a few bends by saving on fittings. No costs for fittings, storage, procurement. Saving of welds, press connections and working time. Increased safety due to fewer pipe connections.

## Design

Robust, compact pipe bender with closed, maintenance-free hydraulic system. 2 back former supports for high rigidity and precision during bending. Upper back former support tiltable for easy insertion and removal of the pipe, with marked plug positions for the back formers according to the pipe size to be bent, with angle scale 0 to 90°. Can be used anywhere, any time. No setting. Easy, effortless, quick working, e.g. 90° bend Ø 63 mm only 60 s. Tripod as accessory.

## Bending formers and back formers

Bending formers St for steel pipes, form and pressure stable, made of highly resistant spheroidal iron. Bending formers V for multilayer composite tubes, form and pressure stable, made of torsion-free shell-cast aluminium. See page 109. Marking on every bending former for dimensionally accurate bending. Angle gauge with angle scale 0 to 180° for dimensionally accurate bending, as an accessory. Optimum matching of bending formers and back formers guarantees material-compatible bending without cracks and creases. High strength back formers for low friction support of the thrust pressure. Fast changing of the bending formers and back formers by simple plug system.

## Drive

Hydraulic drive unit with hydraulic cylinder made of high quality, rolled hydraulic tube. Overload protection of the hydraulic thrust in the foremost piston position for safe working. Ergonomically designed thrust lever for strength saving pressure build-up with manual hydraulic pump. No danger of crushing due to end limiting of the thrust lever, for high work safety.



German Quality Product



# REMS Python

Hydraulic pipe bender



## Supply format

**REMS Python Set.** Hydraulic pipe bender for dimensionally accurate bending of pipes up to 90°. Steel pipes EN 10255 Ø ⅜–2", multilayer composite tubes Ø 32–75 mm. Bender drive with back former supports and back formers, bending formers St and V. In sturdy carrying case.

| Description | Art.-No. |
|---|---|
| **Set St ⅜-½-¾-1-1¼"** | 590020 |
| **Set St ½-¾-1-1¼-1½-2"** | 590021 |
| **Set V 40-50-63 mm** | 590022 |

Accessories



| Description | Art.-No. |
|---|---|
| **Bender drive** with back former supports and back formers | 590000 |
| **Slide piece Ø 75 mm (pack of 2)** | 590111 |
| **Tripod** | 590150 |
| **Carrying case** with practical handles | 590160 |
| **Angle gauge** for dimensionally accurate bending | 590153 |

| **Bending former** for pipes Ø mm/inch | Bending radius[1] mm | Bending radius[2] mm | suitable for St 10255 | suitable for V | | | | Art.-No. | |
|---|---|---|---|---|---|---|---|---|---|
| St ⅜" | 50 | | ● | | | | | 590051 | |
| St ½" | 65 | | ● | | | | | 590052 | |
| St ¾" | 85 | | ● | | | | | 590053 | |
| St 1" | 100 | | ● | | | | | 590054 | |
| St 1¼" | 150 | | ● | | | | | 590055 | |
| St 1½" | 170 | | ● | | | | | 590056 | |
| St 2" | 220 | | ● | | | | | 590057 | |
| V 32 mm | 112 | 128 | | ● | | | | 590061 | |
| V 40 mm | 140 | 160 | | ● | | | | 590058 | |
| V 50 mm | 175 | 200 | | ● | | | | 590059 | |
| V 63 mm | 220 | 252 | | ● | | | | 590060 | |
| V 75 mm | 260 | 298 | | ●[3] | | | | 590062 | |

St 10255: Steel pipes (threaded pipes) EN 10255 (DIN 2440)
V: multilayer composite pipes of the pressfitting systems

[1] Bending radius mm on the inside of the bend (EN 10255)
[2] Bending radius mm at the neutral axis of the bend (DVGW VP 632)
[3] 2 slide pieces Ø 75 mm (Art. No. 590111) required

# REMS Swing

Single-hand tube bender

| | |
|---|---|
| Practical single-hand tool for exact tube bending up to 90°. Ideal for on-site work. For trade and industry. For the building site and the workshop. | |
| Soft copper pipes, also thin-walled | Ø 10 – 22 mm<br>Ø ⅜ – ⅞"<br>s ≤ 1 mm |
| Coated soft copper tubes | Ø 10 – 18 mm<br>Ø ⅜ – ⅝"<br>s ≤ 1 mm |
| Coated carbon steel pipes of pressfitting systems | Ø 12 – 18 mm |
| Soft precision steel tubes | Ø 10 – 18 mm<br>s ≤ 1 mm |
| Multi-layer composite tubes | Ø 14 – 32 mm |



German Quality Product





**REMS Swing – bending tubes where they are installed. Universally usable for many pipe types. Fast operation through quick-acting in-feed forward and release. Proven, reliable ratchet feed. Ideal also for coated tubes.**

## Universal use

For sanitary, heating, air conditioning, refrigerating and hydraulic applications. Also for copper thin-walled heating tubes according to EN 1057 and for tubes of pressfitting systems.

## Cost advantage

Bender recovered after a few bends through savings on fittings. No costs for fittings, storage, procurement. Savings in soldering joints, pressing joints and working hours. Higher safety thanks to fewer pipe joints.

## Design

Compact, job site-proven. Handy and light, only 1.3 kg. Can be used anywhere, free-hand, in confined areas. Simple, fast operation, e.g. bends Ø 22 mm in only 9 s. Quick-acting in-feed and release saves time and effort. Marked bending formers for exact bending. Crossover, swan-neck, reverse bends possible. Easy and rapid changing of bending formers.

## Bending formers and sliding pieces

In high-strength, high-slide, glass-fibre reinforced polyamide. Application of bending formers, see table right.

## Drive

Only 1 sturdy bender drive with with proven, reliable ratchet feed for the complete work range up to Ø 32 mm. 1 universal crossbar, reversive according to the required tube size, with bending formers up to Ø 26 mm, ⅞". 1 crossbar with sliding pieces for Ø 32 mm. Device for reverse bends up to Ø 22 mm, ⅞".

## Supply format

**REMS Swing Set.** Single-hand tube bender Ø 10 – 32 mm, Ø ⅜ – ⅞", up to 90°. Soft copper tubes Ø 10 – 22 mm, Ø ⅜ – ⅞", s ≤ 1mm, coated soft copper tubes Ø 10 – 18 mm, Ø ⅜ – ⅝", s ≤ 1mm, coated carbon steel pipes of pressfitting systems Ø 12 – 18 mm, soft precision steel tubes Ø 10 – 18 mm, s ≤ 1mm, composite tubes Ø 14 – 32 mm. Up to Ø 26 mm with bender drive, bending formers, universal crossbar with sliding pieces, in sturdy steel case/plastic case. Up to Ø 32 mm with bender drive, bending formers, 2 universal crossbars with sliding pieces, in sturdy plastic case.

| Description mm | inch | Art.-No. | |
|---|---|---|---|
| **Set 12-15-18-22** | ½-⅝-¾-⅞" | 153025 | |
| **Set 10-12-15-18-22** | ⅜-½-⅝-¾-⅞" | 153021 | |
| **Set 12-14-16-18-22** | ½-¾-⅞" | 153020 | |
| **Set 14-16-20-25/26** | | 153026 | |
| **Set 14-16-18-20-25/26** | | 153022 | |
| **Set 16-20-25/26-32** | | 153029 | |
| **Set Allround 22 10-12-14-15-16-17-18-20-22** | ⅜-½-⅝-¾-⅞" | 153027 | |
| **Set 16-18-20-25/26-32** | | 153023 | |
| **Set Allround 32 10-12-14-15-16-17-18-20-22-25/26-32** | ⅜-½-⅝-¾-⅞" | 153028 | |

## Accessories

| Description | Art.-No. | |
|---|---|---|
| **Bender drive** | 153100 | |
| **Universal back former carrier** with back formers for Ø 10 – 26 mm, ⅜ – ⅞" pipes | 153125 | |
| **Back former carrier 32** with back formers for Ø 32 mm pipes | 153115 | |
| **Device for reverse bends** on installed pipes | 153140 | |
| **Steel case w**ith inlay | 153265 | |
| **Case** with inlay | 153270 | |

| **Bending former** for tubes Ø mm/inch | Bending radius[1] mm | suitable for Cu | Cu-U | St-U | St | V | Art.-No. | |
|---|---|---|---|---|---|---|---|---|
| 10, ⅜ | 30 | • | | | • | | 153155 | |
| 12, 10 U, ½ | 36 | • | • | | • | | 153160 | |
| 14, 12 U | 50 | • | | • | • | • | 153170 | |
| 15, 12 U, ⅝ | 55 | • | • | | • | | 153175 | |
| 16, 14 U | 55 | • | • | | • | • | 153180 | |
| 17, 15 U | 60 | | | • | | • | 153185 | |
| 18, 14 U, 15 U, 16 U, ¾ | 72 | • | • | | • | • | 153190 | |
| 20, 18 U | 79 | • | • | • | | • | 153195 | |
| 22, 18 U, ⅞ | 86 | • | • | | | | 153200 | |
| 25, 26 | 88 | | | | | • | 153205 | |
| 32 | 128 | | | | | • | 153210 | |

[1] Bending radius mm at the neutral axis of the bend (DVGW GW 392).

Cu: soft copper tubes, also thin-wall
St-U: coated carbon steel pipes of the pressfitting systems EN 10305-3 (DIN 2394)
St: soft precision steel pipes EN 10305-1, EN 10305-2, EN 10305-3 (DIN 2391–2394)
U: coated
V: multi-layer composite tubes of pressfitting systems





# REMS Curvo 50

Electric pipe and tube bender

| | |
|---|---|
| Universal, compact electric tool for cold bending of pipes and tubes up to 90°. Can be used anywhere, without vice. For trade and industry. For the building site and the workshop. | |
| Steel pipes EN 10255 (DIN 2440) | Ø ¼–1¼" |
| Hard, half-hard, soft copper tubes | Ø 10–42 mm |
| Thin-wall copper tubes | Ø 10–35 mm |
| Pipes of press fitting systems made of stainless steel | Ø 12–42 mm |
| Carbon steel, also coated | Ø 12–35 (28) mm |
| Multi-layer composite tubes | Ø 14–50 mm |
| Further materials, see REMS Curvo | |








German Quality Product

## REMS Curvo 50 – wrinkle free bending of large pipes.

### Universal use
For metalwork and in sanitary, heating, air conditioning, refrigeration and hydraulic applications. Specially suited for steel pipe EN 10255 (DIN 2440), pipe for press-fitting systems, for hard and half hard copper pipe and for thin-walled copper heating pipe according to EN 1057.

### System advantage
Bending formers and back formers of REMS Curvo, REMS Akku-Curvo and REMS Sinus (page 117) also fit in the REMS Curvo 50 drive machine with adaptor block 10–40, support 10–40. Therefore simple, inexpensive stocking. No confusion possible.

### Cost advantage
Bender cost recovered after a small number of bends. No costs for fittings, storage, procurement. Savings in soldering joints, pressing joints and working hours. Higher safety thanks to fewer pipe joints.

### Design
Compact, handy electric tool with integral absorption of torque during bending. Can be used anywhere, anytime. No setting. Simple, effortless, fast working, e.g. 90° bends of steel pipe Ø 1¼" in only 37 s. Fast and creep speed operation for precise bending. Swan-neck, U-bends possible.

### Bending formers and back formers
Optimum matching of bending former and back former guarantees material-compatible gliding without cracks and creases. Angle scale provided on each bending former and mark on the back former ensure precise bending. Rapid change of bending formers and back formers. Bending formers and back formers for different sizes, materials and bending radii. Bending formers and back formers REMS Curvo 50 (Ø 35 R 100, Ø 42 R 140, Ø 50 R 135, Ø 1" R 100, Ø 1¼" R 140): Form and pressure resistant bending formers in ductile iron and back formers in high-strength, high-slide glass-fibre reinforced polyamide.

### Drive
Robust, maintenance-free gear. Final point safety in both directions through safety slipping clutch. Proven, powerful universal motor, 1000 W. Right and left-hand rotation. Stepless electronic safety switch for rapid and creep speed operation.

### Bending lubricant
REMS bending spray ensures a permanent lubricating film for reducing energy expenditure and uniform bending. High-pressure-proof, acid-free. CFC-free, so ozone-harmless.

### Supply format

**REMS Curvo 50 Basic-Pack.** Electric pipe and tube bender Ø 10–50 mm, up to 90°. Steel pipes EN 10255 Ø ¼–1¼", hard, half-hard and soft copper tubes, Ø 10–42 mm, thin-wall copper tubes Ø 10–35 mm, pipes of the press fitting systems made of stainless steel Ø 12–42 mm, carbon steel Ø 12–35 mm, carbon steel coated Ø 12–28 mm, multi-layer composite tubes Ø 14–50 mm and others. Drive unit with maintenance-free gear and safety slipping clutch, universal motor 230 V or 110 V, 50–60 Hz, 1000 W, stepless electronic safety switch, right and left-hand rotation. Adaptor block 35–50, Support 35–50, insert bolt. In sturdy carrying case.

| | Art.-No. | |
|---|---|---|
| | 580110 | |

Other voltages on request.



Accessories

| Description | Art.-No. | |
|---|---|---|
| **Bending formers and back formers** see page 117. | | |
| **REMS Curvo 50 drive unit** | 580100 | |
| **Adaptor block 35–50, Support 35–50,** for bending formers and back formers Ø 35 R 100, Ø 42 R 140, Ø 50 R 135, Ø 1" R 100, Ø 1¼" R 140 (see page 117). | 582110 | |
| **Adaptor block 10–40, Support 10–40,** for bending formers and back formers REMS Curvo, REMS Akku-Curvo, REMS Sinus (see page 117). | 582120 | |
| **Insert bolt** | 582036 | |
| **REMS bending spray,** 400 ml | 140120 | |
| **Carrying case** with practical handles | 590160 | |
| **Steel case** with insert for each bending former and back former R 100 and R 135/R 140, 90° | 586012 | |



# REMS Curvo

Electric pipe and tube bender

| | |
|---|---|
| Universal, compact electric tool for cold bending of pipes and tubes up to 180°. Can be used anywhere, without vice. For trade and industry. For the building site and the workshop. | |
| Hard, half-hard, soft copper tubes also thin-wall | Ø 10–35 mm<br>Ø ⅜–1⅜" |
| Coated soft copper tubes, also thin-wall | Ø 10–18 mm |
| Pipes of press fitting systems made of stainless steel | Ø 12–28 mm |
| Carbon steel (coated) | Ø 12–28 mm |
| Soft precision steel tubes | Ø 10–28 mm |
| Steel pipes EN 10255 (DIN 2440) | Ø ¼–¾" |
| Electric conduit EN 50086 | Ø 16–32 mm |
| Multi-layer composite tubes | Ø 14–40 mm |




German Quality Product

Tested by electrosuisse

**REMS Curvo – wrinkle-free bending. Universal for many pipe types. Instant use without setting. Fast and creep speed operation for precise bending. Rapid change of bending and back formers.**

## Universal use

For sanitary, heating, air conditioning, refrigerating and hydraulic applications. Specially suited for tubes of pressfitting systems, for hard and half-hard copper tubes and for thin-walled copper heating tubes according to EN 1057.

## System advantage

Only one type of bending and back formers for REMS Curvo and REMS Sinus. Therefore simple, inexpensive stocking. No confusion possible.

## Cost advantage

Bender cost recovered after a small number of bends. No costs for fittings, storage, procurement. Savings in soldering joints, pressing joints and working hours. Higher safety thanks to fewer pipe joints.

## Design

Compact, handy electric tool with integral absorbtion of torque during bending. Super light, drive unit only 8 kg. Can be used anywhere, anytime. No setting. Simple, effortless, fast working, e.g. 90° bends, Ø 22 mm in only 6 s. Fast and creep speed operation for precise bending. Crossover, swan-neck, U-bends possible. Height adjustable machine support as accessory.

## Bending formers and back formers

Form and pressure resistant, in high-strength, high-slide, glass-fibre reinforced polyamide. Optimum matching of bending former and back former guarantees material-compatible gliding without cracks and creases. Angle scale 0 to 180° provided on each bending former and mark on the back former ensure precise bending Rapid change of bending formers and back formers. Bending formers and back formers for different sizes, materials and bending radii, see page 117.

## Drive

Robust, maintenance-free gear. Final point safety in both directions through safety slipping clutch. Proven, powerful universal motor, 1000 W. Right and left-hand rotation. Stepless electronic safety switch for rapid and creep speed operation.

## Bending lubricant

REMS bending spray ensures a permanent lubricating film for reducing energy expenditure and uniform bending. High-pressure-proof, acid-free. CFC-free, so ozone-harmless.



# REMS Curvo

Electric pipe and tube bender




Basic-Pack

## Supply format

**REMS Curvo Set.** Electric pipe and tube bender Ø 10–40 mm, Ø ¼–1⅜", up to 180°. Hard, half-hard and soft copper tubes, also thin-wall Ø 10–35 mm, Ø ⅜–1⅜", coated soft copper tubes, also thin-wall Ø 10–18 mm, pipes of the press fitting systems made of stainless steel Ø 12–28 mm, carbon steel, also coated Ø 12–28 mm, soft precision steel tubes Ø 10–28 mm, steel pipes EN 10255 Ø ¼–¾", electric conduit EN 50086 Ø 16–32 mm, multi-layer composite tubes Ø 14–40 mm and others. Drive unit with maintenance-free gear and safety slipping clutch, universal motor 230 V or 110 V, 50–60 Hz, 1000 W, stepless electronic safety switch, right and left-hand rotation, insert bolt. Bending formers and back formers. In sturdy steel case.




| Description | Art.-No. | |
|---|---|---|
| **Set 15-18-22** | 580026 | |
| **Set 15-18-22-28**[1)] | 580027 | |
| **Set 15-18-22-28**[2)] | 580035 | |
| **Set 12-15-18-22** | 580020 | |
| **Set 12-15-18-22-28**[1)] | 580033 | |
| **Set 15-22-28**[1)] | 580022 | |
| **Set 17-20-24** | 580023 | |
| **Set 12-14-16-18-22** | 580021 | |
| **Set 12-14-16-18-22-28**[1)] | 580031 | |
| **Set 14-16-18-22-28**[1)] | 580028 | |
| **Set ⅜-½-⅝-¾-⅞"** | 580024 | |
| **Set 16-20-26-32** | 580025 | |
| **Set 16-20-25-32** | 580034 | |
| **Set 20-25-32** | 580029 | |
| **Set 32-40** | 580030 | |
| **Basic-Pack** (without bending and back formers) | 580010 | |

REMS Curvo Set delivered with the smaller radius bending and back former (except Art.-No. 580029 and 580030), see page 117.

[1)] Bending former and back former 28, ¾, R102, Art.-No. 581070, see page 117.

[2)] Bending former and back former 28, ¾, R114, Art.-No. 581310, see page 117.

## Accessories

| Description | Art.-No. | |
|---|---|---|
| **Bending formers and back formers** see page 117. | | |
| **REMS Curvo drive unit** | 580000 | |
| **Insert bolt** | 582036 | |
| **REMS bending spray,** 400 ml | 140120 | |
| **Steel case** with insert | 586000 | |
| **Machine support 3B,** height adjustable,on tripod | 586100 | |
| **Machine support WB,** height adjustable, for mounting on work bench | 586150 | |





3B



WB

# REMS Akku-Curvo

Cordless tube bender

| | |
|---|---|
| Universal, compact electric tool for cold bending of pipes up to 180°. Can be used anywhere, without vice. For trade and industry. For the building site and the workshop. | |
| Hard, half-hard, soft copper tubes<br>also thin-wall | Ø 10–28 mm<br>Ø ⅜–1⅛" |
| Coated soft copper tubes,<br>also thin-wall | Ø 10–18 mm |
| Pipes of press fitting systems made of<br>stainless steel<br>Carbon steel, also coated | <br>Ø 12–28 mm<br>Ø 12–28 mm |
| Soft precision steel tubes | Ø 10–28 mm |
| Steel pipes EN 10255 (DIN 2440) | Ø ¼–½" |
| Electric conduit EN 50086 | Ø 16–25 mm |
| Multi-layer composite tubes | Ø 14–32 mm |

**REMS Akku-Curvo Li-Ion – wrinkle-free bending of pipes. Universal for many pipe types. Ready to use immediately without setting. Fast and creep speed with immediate stop for precise bending. Quick change of bending and back formers.**

## Universal use

For sanitary, heating, air conditioning, refrigerating and hydraulic applications. Mains independent. Specially suited for tubes of pressfitting systems, for hard and half-hard copper tubes and for thin-walled copper heating tubes according to EN 1057.

## System advantage

Only one type of bending and back formers for REMS Akku-Curvo, REMS Curvo and REMS Sinus. Therefore simple, inexpensive stocking. No confusion possible.

## Cost advantage

Bender cost recovered after a small number of bends. No costs for fittings, storage, procurement. Savings in soldering joints, pressing joints and working hours. Higher safety thanks to fewer pipe joints.

## Design

Compact, handy electric tool with integral absorbtion of torque during bending. Super light, drive machine with battery pack weights only 8.6 kg. Electronic charging status check with low discharge protection. Proven D-shaped handle. Can be used anywhere, anytime. No setting. Simple, effortless, fast working, e.g. 90° bend Ø 22 mm only 7 s. Fast and creep speed with immediate stop for precise bending. Crossover, swan-neck, U-bends possible. Height adjustable machine support as accessory.

## Bending formers and back formers

Form and pressure resistant, in high-strength, high-slide, glass-fibre reinforced polyamide. Optimum matching of bending former and back former guarantees material-compatible gliding without cracks and creases. Angle scale 0 to 180° provided on each bending former and mark on the back former ensure precise bending Rapid change of bending formers and back formers. Bending formers and back formers for different sizes, materials and bending radii, see page 117.

## Drive

Robust, maintenance-free gear. Final point safety in both directions through safety slipping clutch. Powerful battery motor 18 V, with large power reserve, 500 W output. Right and left-hand rotation. Stepless electronic safety switch for fast and creep speed, with immediate stop.

## Li-Ion PLUS technology

Highly resistant Li-Ion 18 V battery with 3.2 Ah capacity, for long service life. Powerful and light. Total discharge and overload protection with single cell monitoring. Temperature monitoring during the charging process. Operating temperature range – 10 to + 60 °C. No memory effect for maximum battery power. Rapid charger for short charging times.

## Bending lubricant

REMS bending spray ensures a permanent lubricating film for reducing energy expenditure and uniform bending. High-pressure-proof, acid-free. CFC-free, so ozone-harmless.




German Quality Product



# REMS Akku-Curvo

Cordless tube bender




Basic-Pack

## Supply format

**REMS Akku-Curvo Li-Ion Set.** Cordless tube bender Ø 10–32 mm, Ø ¼–1⅛", to 180°. Hard, semi-hard, soft copper pipes, also thin-walled, Ø 10–28 mm, Ø ⅜–1⅛", soft jacketed copper pipes, also thin-walled, Ø 10–18 mm, pipes of the pressfitting systems made of stainless steel Ø 12–28 mm, carbon steel, also coated Ø 12–28 mm, soft precision steel pipes Ø 10–28 mm, steel pipes EN 10255 Ø ¼–½", electrical installation pipes EN 50086 Ø 16–25 mm, multi-layer composite tubes Ø 14–32 mm, among other things drive machine with D-shaped handle, maintenance-free gear with safely slipping clutch, powerful battery motor 18 V, stepless, electronic safety switch with immediate stop, right and left-hand rotation Battery Li-Ion 18 V, 3.2 Ah, rapid charger Li-Ion/Ni-Cd 230 V, 50–60 Hz, 50 W. Insert bolt. Bending and back formers. In sturdy steel case.

| Description | Art.-No. | |
|---|---|---|
| **Set 15-18-22** | 580076 | |
| **Set 15-18-22-28**[1)] | 580077 | |
| **Set 15-18-22-28**[2)] | 580073 | |
| **Set 12-15-18-22** | 580070 | |
| **Set 12-15-18-22-28**[1)] | 580083 | |
| **Set 15-22-28**[1)] | 580072 | |
| **Set 12-14-16-18-22** | 580071 | |
| **Set 12-14-16-18-22-28**[1)] | 580081 | |
| **Set 14-16-18-22-28**[1)] | 580078 | |
| **Set ⅜-½-⅝-¾-⅞"** | 580074 | |
| **Set 16-20-26-32** | 580075 | |
| **Set 16-20-25-32** | 580084 | |
| **Set 20-25-32** | 580079 | |
| **Basic-Pack** (without bending and back formers) | 580012 | |

REMS Akku-Curvo Set delivered with the smaller radius bending and back former (except Art.-No. 580079), see page 117.

[1)] Bending former and back former 28, ¾, R102, Art.-No. 581070, see page 117.

[2)] Bending former and back former 28, ¾, R114, Art.-No. 581310, see page 117.




## Accessories

| Description | Art.-No. | |
|---|---|---|
| **Bending formers and back formers** see page 117. | | |
| **REMS Akku-Curvo Li-Ion drive unit,** without battery | 580002 | |
| **Battery Li-Ion 18 V, 3.2 Ah** | 565225 | |
| **Rapid charger Li-Ion/Ni-Cd 230 V,** 50–60 Hz, 65 W | 571560 | |
| **Insert bolt** | 582036 | |
| **REMS bending spray,** 400 ml | 140120 | |
| **Steel case** with inlay | 586015 | |
| **Machine support 3B,** height adjustable,on tripod | 586100 | |
| **Machine support WB,** height adjustable, for mounting on work bench | 586150 | |





3B



WB

# REMS Sinus

Hand tube bender

| | |
|---|---|
| Universal, robust hand tool for cold bending up to 180°. Can be used anywhere. For trade and industry. For the building site and the workshop. | |
| Hard, half-hard, soft copper tubes, also thin-wall | Ø 10 – 22 mm<br>Ø ⅜ – ⅞" |
| Coated soft copper tubes, also thin-wall | Ø 10 – 18 mm |
| Pipes of press fitting systems made of stainless steel, carbon steel (coated)<br>Carbon steel | Ø 12 – 18 mm<br>Ø 12 – 22 mm |
| Soft precision steel tubes | Ø 10 – 20 mm |
| Electric conduit EN 50086 | Ø 16 – 20 mm |
| Multi-layer composite tubes | Ø 14 – 32 mm |




**REMS Sinus – wrinkle-free bending. Universal for many tubes. Easy bending through long lever arms. Selectable lever positioning ensures optimum bending position and power transmission. Only one type of bending and back formers for REMS Sinus and REMS Curvo.**

## Universal use
For sanitary, heating, air conditioning, refrigerating and hydraulic applications. Specially suited for tubes of pressfitting systems, for hard and half-hard copper tubes and for thin-walled copper heating tubes according to EN 1057.

## System advantage
Only one type of bending and back formers for REMS Sinus and REMS Curvo. Therefore simple, inexpensive stocking. No confusion possible.

## Cost advantage
Bender cost recovered after a small number of bends. No costs for fittings, storage, procurement. Savings in soldering joints, pressing joints and working hours. Higher safety thanks to fewer pipe joints.

## Design
Compact, handy unit of bender drive and bending tools. Can be used anywhere, in parallel vice or free hand as double-hand-bender. Easy bending through long lever arms. Selectable lever positioning ensures optimum bending position and power transmission. Robust design, bender drive in hardened steel for high stress conditions. Simple and rapid changing of bending and back formers. Crossover, swan-neck and U-bends possible.

## Bending formers and back formers
For different pipe sizes, materials and bending radii, see page 117.

## Bending lubricant
REMS bending spray ensures a permanent lubricating film for reducing energy expenditure and for uniform bending. High-pressure-proof, acid-free. CFC-free, so ozone-harmless.



German Quality Product

## Supply format

**REMS Sinus Set.** Hand tube bender Ø 10 – 32 mm, Ø ⅜ – ⅞", up to 180°. Hard, half-hard, soft copper tubes, also thin-wall Ø 10 – 22 mm, Ø ⅜ – ⅞", coated soft copper tubes, also thin-wall Ø 10 – 18 mm, pipes of the press fitting systems made of stainless steel, carbon steel (coated) Ø 12 – 18 mm, soft precision steel tubes Ø 10 – 22 mm, soft precision steel tubes, Ø 10 – 20 mm, electric conduit EN 50086, Ø 16 – 20 mm, multi-layer composite tubes Ø 14 – 32 mm and others. Bender drive, insert bolt. Bending formers and back formers. REMS bending spray. In sturdy steel case.

| Description | Art.-No. | |
|---|---|---|
| **Set 15-18-22**<br>**Set 14-16-18**<br>**Set 12-15-18-22**<br>**Set 10-12-14-16-18-22** | 154001<br>154002<br>154003<br>154004 | |
| **Basic-Pack**<br>(without bending and back formers and bending spray) | 154010 | |

REMS Sinus Set is delivered with bending formers and back formers of the smaller radius, see page 117.




## Accessories

| Description | Art.-No. | |
|---|---|---|
| **Bending and back formers** see page 117. | | |
| **Insert bolt** | 582036 | |
| **REMS Curvo drive unit** | 580000 | |
| **REMS Sinus bender drive** | 154000 | |
| **REMS bending spray,** 400 ml | 140120 | |
| **Steel case** with inlay | 154160 | |



# Bending formers and back formers



Bending formers and back formers, 180°, form and pressure resistant, in high-strength, high-slide, glass-fibre reinforced polyamide 90° (Ø 35 R 100, Ø 42 R 140, Ø 50 R 135, Ø 1" R 100, Ø 1¼" R 140). Optimum matching of bending former and back former guarantees material-compatible gliding without cracks and creases. Angle scale provided on each bending former and mark on the back former ensure precise bending. Rapid change of bending formers and back formers.





| Bending former and back former for pipes Ø mm/inch O.D. | R mm | X mm | Cu | | | | Cu-U | | | | St 10217 | | | | St 10305-U | | | | St 10305 | | | | St 10255 | | | | St 50086 | | | | V | | | | Art.-No. |
|---|---|---|---|---|---|---|---|---|---|---|---|---|---|---|---|---|---|---|---|---|---|---|---|---|---|---|---|---|---|---|---|---|---|---|
| | | | REMS Sinus | REMS Curvo | REMS Akku-Curvo | REMS Curvo 50 | REMS Sinus | REMS Curvo | REMS Akku-Curvo | REMS Curvo 50 | REMS Sinus | REMS Curvo | REMS Akku-Curvo | REMS Curvo 50 | REMS Sinus | REMS Curvo | REMS Akku-Curvo | REMS Curvo 50 | REMS Sinus | REMS Curvo | REMS Akku-Curvo | REMS Curvo 50 | REMS Sinus | REMS Curvo | REMS Akku-Curvo | REMS Curvo 50 | REMS Sinus | REMS Curvo | REMS Akku-Curvo | REMS Curvo 50 | REMS Sinus | REMS Curvo | REMS Akku-Curvo | REMS Curvo 50 | |
| 10 | 40 | 45 | ● | ● | ● | ●[2] | | | | | | | | | | | | | ● | ● | ● | ●[2] | | | | | | | | | | | | | 581400 |
| 12 | 45 | 49 | ● | ● | ● | ●[2] | | | | | ● | ● | ● | ●[2] | | | | | ● | ● | ● | ●[2] | | | | | | | | | | | | | 581410 |
| 14, 10 U, ¼ (DN 6) | 50 | 53 | ● | ● | ● | ●[2] | ● | ● | ● | ●[2] | | | | | | | | | ● | ● | ● | ●[2] | | ● | ● | ●[2] | | | | | ● | ● | ● | ●[2] | 581420 |
| 15, 12 U | 55 | 56 | ● | ● | ● | ●[2] | | | | | ● | ● | ● | ●[2] | ● | ● | ● | ●[2] | ● | ● | ● | ●[2] | | | | | | | | | | | | | 581430 |
| 16, 12 U | 60 | 62 | ● | ● | ● | ●[2] | ● | ● | ● | ●[2] | | | | | | | | | ● | ● | ● | ●[2] | | | | | ● | ● | ● | ●[2] | ● | ● | ● | ●[2] | 581440 |
| 17, 15 U | 56 | 60 | | | | | | | | | | | | | ● | ● | ● | ●[2] | | | | | | | | | | | | | ● | ● | ● | ●[2] | 581110 |
| 18, 14 U, 15 U, ⅜ (DN 10) | 70 | 75 | ● | ● | ● | ●[2] | ● | ● | ● | ●[2] | ● | ● | ● | ●[2] | | | | | ● | ● | ● | ●[2] | | ● | ● | ●[2] | | | | | ● | ● | ● | ●[2] | 581450 |
| 20, 16 U, 18 U | 75 | 80 | ● | ● | ● | ●[2] | ● | ● | ● | ●[2] | | | | | ● | ● | ● | ●[2] | | | | | | | | | ● | ● | ● | ●[2] | ● | ● | ● | ●[2] | 581080 |
| 22, 18 U, ½ (DN 15) | 77 | 81 | ● | ● | ● | ●[2] | ● | ● | ● | ●[2] | | ● | ● | ●[2] | | | | | ● | ● | ● | ●[2] | | ● | ● | ●[2] | | | | | | | | | 581460 |
| 22, 18 U, ½ (DN 15) | 88 | 91 | ● | ● | ● | ●[2] | ● | ● | ● | ●[2] | | ● | ● | ●[2] | | | | | ● | ● | ● | ●[2] | | | | | | | | | | | | | 581470 |
| 24, 22 U | 75 | 85 | | ● | ● | ●[2] | | | | | | | | | | ● | ● | ●[2] | | | | | | | | | | | | | | | | | 581130 |
| 25 | 98 | 103 | | ● | ● | ●[2] | | | | | | | | | | | | | | ● | ● | ●[2] | | | | | | ● | ● | ●[2] | ● | ● | ● | ●[2] | 581180 |
| 26 | 98 | 108 | | | | | | | | | | | | | | | | | | ● | ● | ●[2] | | | | | | | | | ● | ● | ● | ●[2] | 581270 |
| 28, ¾ (DN 20) | 102[1] | 108 | | ● | ● | ●[2] | | | | | | ● | ● | ●[2] | | | | | | | | | | ● | | ●[2] | | | | | | | | | 581070 |
| 28, ¾ (DN 20) | 102 | 110 | | | | | | | | | | ● | ● | ●[2] | | | | | | ● | ● | ●[2] | | ● | | ●[2] | | | | | | | | | 581260 |
| 28, ¾ (DN 20) | 114 | 120 | | ● | ● | ●[2] | | | | | | ● | ● | ●[2] | | | | | | ● | ● | ●[2] | | ● | | ●[2] | | | | | | | | | 581310 |
| 30, 28 U | 98[1] | 105 | | ● | | ●[2] | | | | | | | | | | ● | ● | ●[2] | | | | | | | | | | | | | | | | | 581150 |
| 32 | 98 | 110 | | | | | | | | | | | | | | | | | | | | | | | | | | | | | ● | ● | ● | ●[2] | 581280 |
| 32 | 114 | 121 | | ● | | ●[2] | | | | | | | | | | | | | | | | | | | | | | ● | | ● | | ● | ● | ●[2] | 581320 |
| 35 | 100 | 105 | | | | ●[3] | | | | | | | | ●[3] | | | | | | | | ●[3] | | | | | | | | | | | | | 581500 |
| 35 | 140 | 150 | | ● | | ●[2] | | | | | | | | | | | | | | | | | | | | | | | | | | | | | 581350 |
| 40 | 140 | 148 | | | | | | | | | | | | | | | | | | | | | | | | | | | | | | ● | | ●[2] | 581330 |
| 42 | 140 | 155 | | | | ●[3] | | | | | | | | ●[3] | | | | | | | | ●[3] | | | | | | | | | | | | | 581510 |
| 50 | 135 | 143 | | | | | | | | | | | | | | | | | | | | | | | | | | | | | | | | ●[3] | 581540 |
| ⅜" (9,5 mm) | 43 | 48 | ● | ● | ● | ●[2] | | | | | | | | | | | | | | | | | | | | | | | | | | | | | 581200 |
| ½" (12,7 mm) | 52 | 60 | ● | ● | ● | ●[2] | | | | | | | | | | | | | | | | | | | | | | | | | | | | | 581210 |
| ⅝" (15,9 mm) | 63 | 70 | ● | ● | ● | ●[2] | | | | | | | | | | | | | | | | | | | | | | | | | | | | | 581220 |
| ¾" (19,1 mm) | 75 | 82 | ● | ● | ● | ●[2] | | | | | | | | | | | | | | | | | | | | | | | | | | | | | 581230 |
| ⅞" (22,2 mm) | 98 | 107 | ● | ● | ● | ●[2] | | | | | | | | | | | | | | | | | | | | | | | | | | | | | 581240 |
| 1" (33,7 mm) | 100 | 105 | | | | | | | | | | | | | | | | | | | | | | | | ●[3] | | | | | | | | | 581520 |
| 1" (25,4 mm) | 101 | 112 | | ● | ● | ●[2] | | | | | | | | | | | | | | | | | | | | | | | | | | | | | 581370 |
| 1⅛" (28,6 mm) | 102 | 110 | | ● | ● | ●[2] | | | | | | ● | ● | ●[2] | | | | | | ● | ● | ●[2] | | ● | | ●[2] | | | | | | | | | 581260 |
| 1⅛" (28,6 mm) | 115 | 117 | | ● | ● | ●[2] | | | | | | | | | | | | | | | | | | | | | | | | | | | | | 581380 |
| 1¼" (31,8 mm) | 114 | 123 | | ● | | ●[2] | | | | | | | | | | | | | | | | | | | | | | | | | | | | | 581320 |
| 1¼" (31,8 mm) | 133 | 145 | | ● | | ●[2] | | | | | | | | | | | | | | | | | | | | | | | | | | | | | 581390 |
| 1¼" (42,4 mm) | 140 | 150 | | | | | | | | | | | | | | | | | | | | ●[3] | | | | | | | | | | | | | 581530 |
| 1⅜" (34,9 mm) | 140 | 150 | | ● | | ●[2] | | | | | | | | | | | | | | | | | | | | | | | | | | | | | 581350 |

| | |
|---|---|
| R mm | Bending radius mm at the neutral axis of the bend (DVGW GW 392) |
| X mm | Correction dimension mm |
| [1] | According to DVGW work sheet GW 392 minimum bending radius of 114 mm required for copper tubes Ø 28 mm. Wall thickness ≥ 0,9 mm |
| [2] | Adaptor block 10–40, support 10–40 (Art.-No. 582120) necessary. |
| [3] | Adaptor block 35–50, support 35–50 (Art.-No. 582110) necessary. |
| Cu: | hard, half-hard, soft copper tubes, also thin-wall, EN 1057 |
| St 10217: | stainless steel pipes of the pressfitting systems EN 10217-7 (DIN 2463) |
| St 10305-U: | coated carbon steel pipes of the pressfitting systems EN 10305-3 (DIN 2394) |
| St 10305: | soft precision steel pipes EN 10305-1, EN 10305-2, EN 10305-3 (DIN 2391–2394), carbon steel pipes EN 10305-3 (DIN 2394) |
| St 10255: | Steel pipes (threaded pipes) EN 10255 (DIN 2440) |
| St 50086: | Electrical installation pipes DIN EN 50086 |
| U: | coated |
| V: | multi-layer composite tubes of pressfitting systems |

**Bending to size**
If a bend is required at a certain point on the pipe, a length correction must be made to suit the pipe size. For a 90° bend, the correction dimension X given in Fig. 1 must be taken into account. The set dimension L must be reduced by the amount X here. If, e.g., the dimension L for pipe size 22 is 400 mm and a bend with a bending radius of 77 mm is to be made, the dimension line should be marked on the pipe at 319 mm. This line is then – as shown in Fig. 1 – to be aligned with the 0-mark on the bending former.

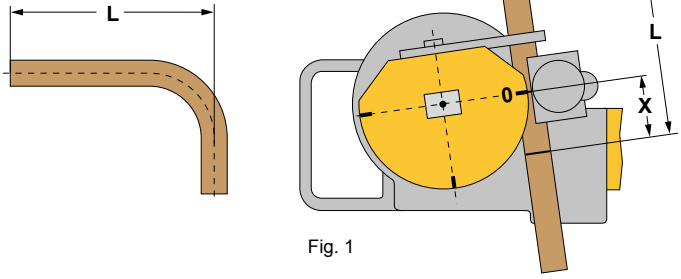


Fig. 1


REMS

# Radial Press Jointing


| | | |
|---|---|---|
|  | Cordless radial press Mini | 121 |
|  | Pressing tongs Mini | 122 |
|  | Cropping tongs Mini | 135 |
|  | Manual radial press | 136 |
|  | Electric radial press | 137 |
|  | Electro-hydraulic radial presses | 138 |
|  | Cordless radial presses | 140 |
|  | Pressing tongs / pressing rings | 142 |
| BTGA suissetec VDKF | Hold-Harmless and Indemnification Agreement | 160 |
|  | Cropping tongs | 161 |
|  | Cable shears | 161 |




# 2.6 million!

REMS will have produced more than 2.6 million pressing tongs by the end of 2013. This success confirms the leading role of REMS in press-jointing technology.

# REMS Mini-Press ACC

Cordless radial press with automatic circuit control

Universal, super handy electric tool with automatic circuit control for producing pipe pressing joints for all common pressfitting systems. For battery and corded operation.

| | |
|---|---|
| Pipe pressing joints | Ø 10–40 mm<br>Ø ⅜–1¼ |

Complete range of REMS pressing tongs Mini for all common pressfitting systems, see page 122–134.

**REMS Mini-Press ACC Li-Ion – universal up to Ø 40 mm. Super light, super small, super handy. With automatic circuit control. Secure crimping in seconds. Automatic locking of the pressing tongs.**

## Pressing tongs for all common systems

Complete assortment of REMS pressing tongs Mini for all common pressfitting systems (page 122–134). High-compression pressing tongs in forged and specially hardened steel. Pressing contours of REMS pressing tongs are system-specific and correspond to the respective pressfitting system. Thus perfect system-conformity, safe press jointing.

Very compact design and low weight of the REMS Mini pressing tongs due to special arrangement of the pressing tongs connection **(Patent EP 1 952 948).**

## Design

Super light, super small, super handy. Drive unit with battery only 2.4 kg. Drive unit with pressing tongs under 34 cm. Works anywhere, free-hand, overhead, also in particularly tight areas. Optimum weight distribution for single-hand operation. Ergonomically designed housing. Integrated LED work light for illuminating the work place. Swivelling pressing tongs seat. Secure seating of pressing tongs by automatic locking. For battery and corded operation. Electronic charging status check with flat battery protection and charging status indicator with 2-coloured LED.

## Pressing operation by touch-control with ACC

For reliable service, operating and functional safety. Automatic retraction after completion of pressing operation (automatic circuit control).

## Drive

Enormous thrust and pressing force for fast and perfect press jointing. Powerful electro-hydraulic drive with powerful battery motor 14,4 V, 420 W output, robust planetary gear, eccentric reciprocating pump and compact high power hydraulic system. Safety tip switch.

## Battery or mains operation

Li-Ion PLUS technology. Highly resistant Li-Ion 14.4 V battery with 1.6 or 3.2 Ah capacity for long service life. Powerful and light. Li-Ion 14.4 V, 3.2 Ah battery for approx. 330 pressings Viega Profipress DN 15 per battery charge. Total discharge and overload protection with single cell monitoring. Temperature monitoring during the charging process. Operating temperature range –10 to +60 °C. No memory effect for maximum battery power. Rapid charger for short charging times. Li-Ion 230 V voltage supply for mains operation instead of Li-Ion battery 14.4 V, as accessory.




Patent EP 1 952 948

with automatic circuit control and charging status check






German Quality Product

Tested by electrosuisse

LED



## Supply format

**REMS Mini-Press ACC Li-Ion Basic-Pack.** Cordless radial press with automatic circuit control for producing pipe pressing joints Ø 10–40 mm, Ø ⅜–1¼". For operating with REMS pressing tongs Mini. Swivelling pressing tongs seat with automatic locking. Electro-hydraulic drive with powerful battery motor 14,4 V, 420 W, obust planetary gear, eccentric reciprocating pump and compact high power hydraulic system, Safety tip switch. Integrated LED work light. Battery Li-Ion 14,4 V, 1,6 Ah, rapid charger Li-Ion/Ni-Cd 230 V or 110 V, 50–60 Hz, 65 W. In sturdy steel case.

| | Art.-No. | |
|---|---|---|
| | 578012 | |

Other voltages on request.

## Accessories

| Description | Art.-No. | |
|---|---|---|
| **REMS pressing tongs Mini** see page 122–134. | | |
| **REMS cropping tongs Mini** for threaded rods see page 135. | | |
| **REMS Mini-Press ACC Li-Ion drive unit,** without battery | 578001 | |
| **Battery Li-Ion 14.4 V, 1.6 Ah** | 571545 | |
| **Battery Li-Ion 14.4 V, 3.2 Ah** | 571555 | |
| **Rapid charger Li-Ion/Ni-Cd 230 V,** 50–60 Hz, 65 W | 571560 | |
| **Voltage supply Li-Ion 230 V** for mains operation instead of battery Li-Ion 14.4 V. | 571565 | |
| **Steel case** with inlay | 578290 | |
| **REMS cordless LED lamp** see page 97 | 175200 | |



## for all common pressfitting systems

German Quality Product

Patent EP 1 952 948



### REMS pressing tongs Mini/ REMS pressing rings

Very compact design and low weight of the REMS Mini pressing tongs due to special arrangement of the pressing tongs connection **(Patent EP 1 952 948)**.

High-compression pressing tongs/pressing rings in forged and specially hardened steel. Pressing contours of REMS pressing tongs/pressing rings are system-specific and correspond with the respective pressfitting system. Thus perfect system-conformity, safe press jointing. Pressing jaws of pressing tongs/pressing rings manufactured on CNC production centres ensure high-precision machining of pressing contour. Hence far closer tolerances compared to as cast pressing contour.

Drive through REMS Mini-Press ACC drive unit. Read and follow the installation and assembly instructions of the system provider/ manufacturer.

### Select pressing tongs Mini/ pressing rings yourself!

Search for the required pressfitting system in the opposite table and select the correct pressing tongs size/pressing rings size. Please note that pressfitting systems for gas installation may only be pressed with the REMS pressing tongs Mini/pressing rings which are highlighted in yellow in the table.

### Traceability according to EN 1775:2007

REMS pressing tongs Mini with pressing contour M, V, SA, B, RN and UP have worked a specific marking into the pressing contour which leaves a lasting impression on the pressed fitting after the pressing process. This enables the user to check again whether the most suitable pressing tongs have been used to make the pressfit connection even after the pressing process.

With this traceability REMS fulfils the recommendations of the European standard EN 1775:2007 for the installation of pressfitting systems for gas.



Example REMS pressing tongs Mini V: "V" imprint on pressed fitting for traceability according to EN 1775:2007

### Hold-Harmless and Indemnification Agreement

See page 160.

### Confirmation of suitability

See page 159.

ZVSHK

BTGA

suissetec

VDKF

Pressing contours

ACz
B
F
G
H
HA
HE
K
KI
M
MT
RFz
RN
SA
TH
U
UP
US
V
VAU
VIC
VP
VRX
VX
VUS



| System | Pressing contour | Art.-No. |
|---|---|---|
| AC-FIX PRESS (Global Piping Systems) | H 12 | 578396 |
| | H 16 | 578400 |
| | H 20 | 578406 |
| | H 25 | 578408 |
| | H 32 | 578412 |
| | RFz 12 | 578490 |
| | RFz 16 | 578492 |
| | RFz 20 | 578494 |
| | RFz 25 | 578496 |
| | RFz 32 | 578498 |
| | U 16 | 578374 |
| | U 20 | 578378 |
| | U 25 | 578380 |
| | U 32 | 578382 |
| | VX 16 | 578552 |
| | VX 20 | 578554 |
| AC-FIX PRESS-MULTI (Global Piping Systems) | H 16 | 578400 |
| | H 18 | 578404 |
| | H 20 | 578406 |
| | H 25 | 578408 |
| | H 32 | 578412 |
| | RFz 16 | 578492 |
| | RFz 20 | 578494 |
| | RFz 25 | 578496 |
| | RFz 32 | 578498 |
| | U 16 | 578374 |
| | U 18 | 578376 |
| | U 20 | 578378 |
| | U 25 | 578380 |
| | U 32 | 578382 |
| ACOME MT | ACz 12 | 578608 |
| | ACz 16 | 578610 |
| | ACz 20 | 578612 |
| | ACz 25 | 578614 |
| AHLSELL A-press elförzinkad | M 12 | 578310 |
| | M 15 | 578312 |
| | M 18 | 578314 |
| | M 22 | 578316 |
| | M 28 | 578318 |
| AHLSELL A-press koppar | V 12 | 578324 |
| | V 15 | 578328 |
| | V 18 | 578332 |
| | V 22 | 578334 |
| | V 28 | 578336 |
| | V 35 | 578604 |
| AHLSELL A-press rostfritt | M 15 | 578312 |
| | M 18 | 578314 |
| | M 22 | 578316 |
| | M 28 | 578318 |
| AIRBEL PRESSCLIM | M 12 | 578310 |
| | M 15 | 578312 |
| | M 18 | 578314 |
| | M 22 | 578316 |
| | M 28 | 578318 |
| AIRBEL SERTINOX | M 12 | 578310 |
| | M 15 | 578312 |
| | M 18 | 578314 |
| | M 22 | 578316 |
| | M 28 | 578318 |
| ALB Sistema Multicapa | TH 16 | 578352 |
| | TH 18 | 578356 |
| | TH 20 | 578358 |
| | TH 26 | 578362 |
| | TH 32 | 578364 |
| | H 16 | 578400 |
| | H 18 | 578404 |
| | H 20 | 578406 |
| | H 26 | 578410 |
| | H 32 | 578412 |
| | U 16 | 578374 |
| | U 18 | 578376 |
| | U 20 | 578378 |
| | C 26 | 578392 |
| | U 32 | 578382 |
| APE Raccordi a pressare | TH 16 | 578352 |
| | TH 18 | 578356 |
| | TH 20 | 578358 |
| | TH 26 | 578362 |
| | TH 32 | 578364 |
| | U 40 | 578386 |

| System | Pressing contour | Art.-No. |
|---|---|---|
| ASTM F 1807 (Fittings with Copper Crimp Ring for PEX tubing) | US ⅜" | 578534 |
| | US ½" | 578536 |
| | US ¾" | 578538 |
| | US 1" | 578540 |
| Bampi BALPEX (serie MP) | TH 14 | 578348 |
| | TH 16 | 578352 |
| | TH 18 | 578356 |
| | TH 20 | 578358 |
| | TH 26 | 578362 |
| | TH 32 | 578364 |
| | TH 40 | 578624 |
| Bampi BALPEX Gas | TH 16 | 578352 |
| | TH 20 | 578358 |
| | TH 26 | 578362 |
| BEGETUBE/ IVAR | B 14 | 578466 |
| | B 16 | 578468 |
| | B 18 | 578470 |
| | B 20 | 578472 |
| | B 26 | 578474 |
| | B 32 | 578476 |
| BRASELI Pressfitting PE-X | RFz 16 | 578492 |
| | RFz 20 | 578494 |
| | RFz 25 | 578496 |
| | RFz 32 | 578498 |
| BRASELI Pressfitting Multicapa | U 16 | 578374 |
| | U 18 | 578376 |
| | U 20 | 578378 |
| | U 25 | 578380 |
| | U 32 | 578382 |
| | U 40 | 578386 |
| Brass Form Press Form Pex | H 16 | 578400 |
| | H 18 | 578404 |
| | H 20 | 578406 |
| | TH 16 | 578352 |
| | TH 18 | 578356 |
| | TH 20 | 578358 |
| | U 16 | 578374 |
| | U 18 | 578376 |
| | U 20 | 578378 |
| Brass Form Press Form Pex-Al-Pex | H 16 | 578400 |
| | H 18 | 578404 |
| | H 20 | 578406 |
| | TH 16 | 578352 |
| | TH 18 | 578356 |
| | TH 20 | 578358 |
| | U 16 | 578374 |
| | U 18 | 578376 |
| | U 20 | 578378 |
| Brass & Fittings Pressman Multicapa | RFz 16 | 578492 |
| | RFz 18 | 578638 |
| | ACz 20 | 578612 |
| | RFz 25 | 578496 |
| | RFz 32 | 578498 |
| Brass & Fittings Retipress | RFz 16 | 578492 |
| | RFz 18 | 578638 |
| | ACz 20 | 578612 |
| | RFz 25 | 578496 |
| | RFz 32 | 578498 |
| BRASSTECH MULTItermoSAN Brasspress | H 16 | 578400 |
| | H 18 | 578404 |
| | H 20 | 578406 |
| | H 26 | 578410 |
| | TH 16 | 578352 |
| | TH 18 | 578356 |
| | TH 20 | 578358 |
| | TH 26 | 578362 |
| | TH 32 | 578364 |
| | TH 40 | 578624 |
| | U 16 | 578374 |
| | U 18 | 578376 |
| | U 20 | 578378 |
| Business Key MT-PRESS (inox) | M 15 | 578312 |
| | M 18 | 578314 |
| | M 22 | 578316 |
| | M 28 | 578318 |
| | M 35 | 578390 |
| Cello Products <B>Press | VUS ½" | 578566 |
| | VUS ¾" | 578568 |
| | VUS 1" | 578570 |
| | VUS 1¼" | 578606 |

| System | Pressing contour | Art.-No. |
|---|---|---|
| CIMBERIO SpA Cim 220 | SA 15 | 578514 |
| | SA 18 | 578518 |
| | SA 22 | 578520 |
| | SA 28 | 578522 |
| | M 15 | 578312 |
| | M 18 | 578314 |
| | M 22 | 578316 |
| | M 28 | 578318 |
| | M 35 | 578390 |
| | V 15 | 578328 |
| | V 18 | 578332 |
| | V 22 | 578334 |
| | V 28 | 578336 |
| | V 35 | 578604 |
| CIMBERIO SpA Cim 1220.1 | VUS ½" | 578566 |
| | VUS ¾" | 578568 |
| | VUS 1" | 578570 |
| | VUS 1¼" | 578606 |
| CIMBERIO SpA Cim 220G | SA 15 | 578514 |
| | SA 18 | 578518 |
| | SA 22 | 578520 |
| | SA 28 | 578522 |
| | M 15 | 578312 |
| | M 18 | 578314 |
| | M 22 | 578316 |
| | M 28 | 578318 |
| | M 35 | 578390 |
| | V 15 | 578328 |
| | V 18 | 578332 |
| | V 22 | 578334 |
| | V 28 | 578336 |
| | V 35 | 578604 |
| CIMBERIO SpA Cim 1220M | SA 15 | 578514 |
| | SA 22 | 578520 |
| | SA 28 | 578522 |
| | M 15 | 578312 |
| | M 22 | 578316 |
| | M 28 | 578318 |
| | M 35 | 578390 |
| CIMBERIO SpA CIM 1220V | SA 15 | 578514 |
| | SA 22 | 578520 |
| | SA 28 | 578522 |
| | V 15 | 578328 |
| | V 22 | 578334 |
| | V 28 | 578336 |
| | V 35 | 578604 |
| Climatek Clima Therm | TH 14 | 578348 |
| | TH 16 | 578352 |
| | TH 18 | 578356 |
| | TH 20 | 578358 |
| | TH 26 | 578362 |
| | TH 32 | 578364 |
| ClouSet Press | TH 14 | 578348 |
| | TH 16 | 578352 |
| | TH 18 | 578356 |
| | TH 20 | 578358 |
| | TH 26 | 578362 |
| Comap Sudopress Cu Visu-Control | V 12 | 578324 |
| | V 14 | 578326 |
| | V 15 | 578328 |
| | V 16 | 578330 |
| | V 18 | 578332 |
| | V 22 | 578334 |
| | V 28 | 578336 |
| | V 35 | 578604 |
| Comap Sudopress Cu Visu-Control Gas | V 12 | 578324 |
| | V 14 | 578326 |
| | V 15 | 578328 |
| | V 16 | 578330 |
| | V 18 | 578332 |
| | V 22 | 578334 |
| | V 28 | 578336 |
| | V 35 | 578604 |
| Comap Sudopress Cu Visu-Control Solar | V 12 | 578324 |
| | V 14 | 578326 |
| | V 15 | 578328 |
| | V 16 | 578330 |
| | V 18 | 578332 |
| | V 22 | 578334 |
| | V 28 | 578336 |
| | V 35 | 578604 |

Pressfitting systems for gas installations must only be pressed with REMS pressing tongs Mini/pressing rings which are highlighted in yellow.
Observe the national regulations.

[1] Only pressing tongs from designation “108” (1st quarter of 2008), “208” (2nd quarter of 2008) etc. can be used. The designation is stamped on every pressing jaw.

[2] For taking suitable pressing inserts.

[3] An adapter tong is required for driving pressing rings (PR), see page 134.

The suitability of REMS pressing tools for pressfitting systems: Date 28.10.2013. For the updated situation regarding suitability status check our website: www.rems.de → Downloads → Product catalogues, brochures → REMS Catalogue.
Pressing tongs for additional pressfitting systems on request.

| System | Pressing contour | Art.-No. |
|---|---|---|
| Comap | RFz 12 | 578490 |
| PEXPress | RFz 16 | 578492 |
| | RFz 20 | 578494 |
| | RFz 25 | 578496 |
| Comap | TH 14 | 578348 |
| SKINPress | TH 16 | 578352 |
| Visu-Control | TH 18 | 578356 |
| | TH 20 | 578358 |
| | TH 26 | 578362 |
| | THL 32 | 578368 |
| | TH 40 | 578624 |
| Comap | TH 16 | 578352 |
| SKINPress | TH 18 | 578356 |
| Visu-Control Gas | TH 20 | 578358 |
| | TH 26 | 578362 |
| | THL 32 | 578368 |
| COMISA | TH 14 | 578348 |
| Press System | TH 16 | 578352 |
| | TH 18 | 578356 |
| | TH 20 | 578358 |
| | TH 25 | 578360 |
| | TH 26 | 578362 |
| | TH 32 | 578364 |
| | TH 40 | 578624 |
| | H 14 | 578398 |
| | H 16 | 578400 |
| | H 18 | 578404 |
| | H 20 | 578406 |
| | H 26 | 578410 |
| | H 32 | 578412 |
| | B 14 | 578466 |
| | B 16 | 578468 |
| | B 18 | 578470 |
| | B 20 | 578472 |
| | B 26 | 578474 |
| | B 32 | 578476 |
| COMISA | TH 16 | 578352 |
| Press System Gas | TH 20 | 578358 |
| | TH 26 | 578362 |
| | TH 32 | 578364 |
| CONEL | F 16 | 578456 |
| CONNECT | F 20 | 578460 |
| MULTI | F 26 | 578462 |
| | F 32 | 578464 |
| | H 16 | 578400 |
| | H 20 | 578406 |
| | H 26 | 578410 |
| | H 32 | 578412 |
| | TH 16 | 578352 |
| | TH 20 | 578358 |
| | TH 26 | 578362 |
| | TH 32 | 578364 |
| | U 16 | 578374 |
| | U 20 | 578378 |
| (NW 26) | U 25 | 578380 |
| | U 32 | 578382 |
| | VP 16 | 578482 |
| | VP 20 | 578484 |
| | VP 32 | 578488 |
| Danfoss | U 16 | 578374 |
| SpeedUp | U 20 | 578378 |
| FH Composite AL | | |
| Danfoss | U 16 | 578374 |
| Basic | U 20 | 578378 |
| FH Composite AL | | |
| DIWAflex systems | TH 14 | 578348 |
| | TH 16 | 578352 |
| | TH 20 | 578358 |
| | TH 26 | 578362 |
| | TH 32 | 578364 |
| | TH 40 | 578624 |
| DUOFIL | U 16 | 578374 |
| MKSYSTEM | U 18 | 578376 |
| | U 20 | 578378 |
| | U 25 | 578380 |
| | U 32 | 578382 |
| DW Verbundrohr | U 16 | 578374 |
| multitubo systems | U 18 | 578376 |
| | U 20 | 578378 |
| | U 25 | 578380 |
| | U 32 | 578382 |
| EBRILLE | U 16 | 578374 |
| Isomonflex | U 18 | 578376 |
| | U 20 | 578378 |
| | U 25 | 578380 |
| | H 26 | 578410 |
| | TH 26 | 578362 |
| | U 32 | 578382 |

| System | Pressing contour | Art.-No. |
|---|---|---|
| EBRILLE | U 14 | 578372 |
| Monflex | U 16 | 578374 |
| | U 18 | 578376 |
| | U 20 | 578378 |
| | U 25 | 578380 |
| | H 26 | 578410 |
| | TH 26 | 578362 |
| | U 32 | 578382 |
| | U 40 | 578386 |
| egeda Comisa | TH 16 | 578352 |
| | TH 20 | 578358 |
| | TH 26 | 578362 |
| | TH 32 | 578364 |
| | TH 40 | 578624 |
| egeda Baronio | V 12 | 578324 |
| | V 15 | 578328 |
| | V 18 | 578332 |
| | V 22 | 578334 |
| | V 28 | 578336 |
| | V 35 | 578604 |
| | V 12 45° (PR-2B)[3] | 574502 |
| | V 15 45° (PR-2B)[3] | 574504 |
| | V 18 45° (PR-2B)[3] | 574506 |
| | V 22 45° (PR-2B)[3] | 574508 |
| | V 28 45° (PR-2B)[3] | 574510 |
| | V 35 45° (PR-2B)[3] | 574512 |
| Elkhart | VUS ½" | 578566 |
| APOLLOXPRESS | VUS ¾" | 578568 |
| Fittings Copper | VUS 1" | 578570 |
| and Low-Lead | VUS 1¼" | 578606 |
| Brass | | |
| EMMETI | B 16 | 578468 |
| GERPEX- | B 20 | 578472 |
| FIVPRESS | B 26 | 578474 |
| | B 32 | 578476 |
| | F 16 | 578456 |
| | F 20 | 578460 |
| | H 16 | 578400 |
| | H 20 | 578406 |
| | TH 16 | 578352 |
| | TH 20 | 578358 |
| | TH 26 | 578362 |
| | TH 32 | 578364 |
| | TH 40 | 578624 |
| | U 16 | 578374 |
| | U 20 | 578378 |
| EMPUR | TH 14 | 578348 |
| | TH 15 | 578350 |
| | TH 16 | 578352 |
| | TH 17 | 578354 |
| | TH 20 | 578358 |
| | TH 25 | 578360 |
| EURACCORDI | M 15 | 578312 |
| SYCPRESS | M 18 | 578314 |
| STAINLESS | M 22 | 578316 |
| STEEL PRESS | M 28 | 578318 |
| FITTINGS | M 35 | 578390 |
| | M 15 45° (PR-2B)[3] | 574522 |
| | M 18 45° (PR-2B)[3] | 574524 |
| | M 22 45° (PR-2B)[3] | 574526 |
| | M 28 45° (PR-2B)[3] | 574528 |
| | M 35 45° (PR-2B)[3] | 574530 |
| EURACCORDI | M 15 | 578312 |
| SYCPRESS | M 18 | 578314 |
| CARBON STEEL | M 22 | 578316 |
| PRESS FITTINGS | M 28 | 578318 |
| | M 35 | 578390 |
| | M 15 45° (PR-2B)[3] | 574522 |
| | M 18 45° (PR-2B)[3] | 574524 |
| | M 22 45° (PR-2B)[3] | 574526 |
| | M 28 45° (PR-2B)[3] | 574528 |
| | M 35 45° (PR-2B)[3] | 574530 |
| EUROTUBI | M 12 | 578310 |
| Europa C-STAHL | M 15 | 578312 |
| PRESSFITTING | M 18 | 578314 |
| SISTEM[1] | M 22 | 578316 |
| | M 28 | 578318 |
| EUROTUBI | M 15 | 578312 |
| Europa INOX | M 18 | 578314 |
| PRESSFITTING | M 22 | 578316 |
| SISTEM[1] | M 28 | 578318 |

| System | Pressing contour | Art.-No. |
|---|---|---|
| FAR Rubinetterie | TH 14 | 578348 |
| PRESSFAR | TH 16 | 578352 |
| | TH 17 | 578354 |
| | TH 18 | 578356 |
| | TH 20 | 578358 |
| | TH 25 | 578360 |
| | TH 26 | 578362 |
| | TH 32 | 578364 |
| | TH 40 | 578624 |
| | H 14 | 578398 |
| | H 16 | 578400 |
| | H 18 | 578404 |
| | H 20 | 578406 |
| | H 26 | 578410 |
| | H 32 | 578412 |
| | U 14 | 578372 |
| | U 16 | 578374 |
| | U 18 | 578376 |
| | U 20 | 578378 |
| | U 25 | 578380 |
| | U 32 | 578382 |
| | U 40 | 578386 |
| F.B.Q. BARONIO | V 12 | 578324 |
| BQ press | V 14 | 578326 |
| | V 15 | 578328 |
| | V 16 | 578330 |
| | V 18 | 578332 |
| | V 22 | 578334 |
| | V 28 | 578336 |
| | V 35 | 578604 |
| | V 12 45° (PR-2B)[3] | 574502 |
| | V 15 45° (PR-2B)[3] | 574504 |
| | V 18 45° (PR-2B)[3] | 574506 |
| | V 22 45° (PR-2B)[3] | 574508 |
| | V 28 45° (PR-2B)[3] | 574510 |
| | V 35 45° (PR-2B)[3] | 574512 |
| F.B.Q. BARONIO | V 15 | 578328 |
| BQ press | V 18 | 578332 |
| carbon steel | V 22 | 578334 |
| | V 28 | 578336 |
| | V 35 | 578604 |
| | V 15 45° (PR-2B)[3] | 574504 |
| | V 18 45° (PR-2B)[3] | 574506 |
| | V 22 45° (PR-2B)[3] | 574508 |
| | V 28 45° (PR-2B)[3] | 574510 |
| | V 35 45° (PR-2B)[3] | 574512 |
| F.B.Q. BARONIO | V 15 | 578328 |
| BQ press gas | V 18 | 578332 |
| | V 22 | 578334 |
| | V 28 | 578336 |
| | V 35 | 578604 |
| | V 15 45° (PR-2B)[3] | 574504 |
| | V 18 45° (PR-2B)[3] | 574506 |
| | V 22 45° (PR-2B)[3] | 574508 |
| | V 28 45° (PR-2B)[3] | 574510 |
| | V 35 45° (PR-2B)[3] | 574512 |
| FELSINEA TECH | TH 14 | 578348 |
| Felsineapress | TH 16 | 578352 |
| | TH 18 | 578356 |
| | TH 20 | 578358 |
| | TH 26 | 578362 |
| | TH 32 | 578364 |
| | TH 40 | 578624 |
| Fercofloor | RFz 16 | 578492 |
| DUO Press | RFz 20 | 578494 |
| FERCO PEX | RFz 25 | 578496 |
| | RFz 32 | 578498 |
| Fercofloor | RFz 16 | 578492 |
| DUO Press | RFz 20 | 578494 |
| MULTIFER | RFz 25 | 578496 |
| | RFz 32 | 578498 |
| | U 16 | 578374 |
| | U 18 | 578376 |
| | U 20 | 578378 |
| | U 25 | 578380 |
| | U 32 | 578382 |
| FILTUBE | M 15 | 578312 |
| Instalpress | M 18 | 578314 |
| Carbon Steel | M 22 | 578316 |
| | M 28 | 578318 |
| | M 35 | 578390 |
| FILTUBE | M 15 | 578312 |
| Instalpress | M 18 | 578314 |
| Copper | M 22 | 578316 |
| | M 28 | 578318 |
| | M 35 | 578390 |
| FILTUBE | M 15 | 578312 |
| Instalpress | M 18 | 578314 |
| Inox | M 22 | 578316 |
| | M 28 | 578318 |
| | M 35 | 578390 |
| Fittings Estándar | RFz 16 | 578492 |
| ECO-PRESS | RFz 20 | 578494 |
| | RFz 25 | 578496 |
| | RFz 32 | 578498 |

| System | Pressing contour | Art.-No. |
|---|---|---|
| Fittings Estándar MULTICAPA | RFz 16 | 578492 |
| | RFz 20 | 578494 |
| | RFz 25 | 578496 |
| | RFz 32 | 578498 |
| | U 16 | 578374 |
| | U 18 | 578376 |
| | U 20 | 578378 |
| | U 25 | 578380 |
| | U 32 | 578382 |
| Fittings Estándar PE-X | RFz 16 | 578492 |
| | RFz 20 | 578494 |
| | RFz 25 | 578496 |
| | RFz 32 | 578498 |
| | U 16 | 578374 |
| | U 20 | 578378 |
| | U 25 | 578380 |
| | U 32 | 578382 |
| FOHS HEIZTECHNIK FOHSPRESS | TH 16 | 578352 |
| | TH 20 | 578358 |
| | TH 26 | 578362 |
| | TH 32 | 578364 |
| FORNARA ForPress | B 16 | 578468 |
| | B 20 | 578472 |
| | B 26 | 578474 |
| | B 32 | 578476 |
| | F 16 | 578456 |
| | F 20 | 578460 |
| | F 26 | 578462 |
| | F 32 | 578464 |
| | H 16 | 578400 |
| | H 20 | 578406 |
| | H 26 | 578410 |
| | H 32 | 578412 |
| | TH 16 | 578352 |
| | TH 20 | 578358 |
| | TH 26 | 578362 |
| | TH 32 | 578364 |
| | U 16 | 578374 |
| | U 20 | 578378 |
| | U 32 | 578382 |
| FRABO FRABOPRESS RAME (Cu) | V 12 | 578324 |
| | V 15 | 578328 |
| | V 18 | 578332 |
| | V 22 | 578334 |
| | V 28 | 578336 |
| | V 35 | 578604 |
| FRABO FRABOPRESS RAME (Cu) | V 12 | 578324 |
| | V 15 | 578328 |
| | V 18 | 578332 |
| | V 22 | 578334 |
| | V 28 | 578336 |
| | V 35 | 578604 |
| FRABO FRABOPRESS INOX 316 | V 12 | 578324 |
| | V 15 | 578328 |
| | V 18 | 578332 |
| | V 22 | 578334 |
| | V 28 | 578336 |
| | V 35 | 578604 |
| FRABO FRABOPRESS C-STEEL | V 15 | 578328 |
| | V 18 | 578332 |
| | V 22 | 578334 |
| | V 28 | 578336 |
| | V 35 | 578604 |
| FRABO FRABOPRESS C-STEEL GAS | V 15 | 578328 |
| | V 18 | 578332 |
| | V 22 | 578334 |
| | V 28 | 578336 |
| | V 35 | 578604 |
| FRABO FRABOPRESS MULTI-BRASS (MB) | TH 16 | 578352 |
| | TH 20 | 578358 |
| | TH 26 | 578362 |
| | TH 32 | 578364 |
| | U 16 | 578374 |
| | U 20 | 578378 |
| FRABO FRABOPRESS MULTI-PLUS (MP) | H 16 | 578400 |
| | H 20 | 578406 |
| | U 16 | 578374 |
| | U 20 | 578378 |
| FRABO SOLARPRESS | V 15 | 578328 |
| | V 18 | 578332 |
| | V 22 | 578334 |
| | V 28 | 578336 |

| System | Pressing contour | Art.-No. |
|---|---|---|
| Fränkische alpex-duo | B 16 | 578468 |
| | B 18 | 578470 |
| | B 20 | 578472 |
| | B 26 | 578474 |
| | B 32 | 578476 |
| | F 16 | 578456 |
| | F 18 | 578458 |
| | F 20 | 578460 |
| | F 26 | 578462 |
| | F 32 | 578464 |
| | TH 16 | 578352 |
| | TH 18 | 578356 |
| | TH 20 | 578358 |
| | TH 26 | 578362 |
| | TH 32 | 578364 |
| Fränkische alpex F50 PROFI | F 16 | 578456 |
| | F 20 | 578460 |
| | F 26 | 578462 |
| | F 32 | 578464 |
| | H 16 | 578400 |
| | H 20 | 578406 |
| | H 26 | 578410 |
| | H 32 | 578412 |
| | TH 16 | 578352 |
| | TH 20 | 578358 |
| | TH 26 | 578362 |
| | TH 32 | 578364 |
| | U 16 | 578374 |
| | U 20 | 578378 |
| (NW 26) | U 25 | 578380 |
| | U 32 | 578382 |
| | VP 16 | 578482 |
| | VP 20 | 578484 |
| | VP 32 | 578488 |
| Fränkische alpex-gas | F 20 | 578460 |
| | F 26 | 578462 |
| | F 32 | 578464 |
| Fränkische alpex L | F 40 | 578478 |
| gabotherm H+S | TH 10 | 578342 |
| | TH 12 | 578346 |
| | TH 14 | 578348 |
| | TH 15 | 578350 |
| | TH 16 | 578352 |
| | TH 17 | 578354 |
| | TH 18 | 578356 |
| | TH 20 | 578358 |
| | TH 25 | 578360 |
| | TH 26 | 578362 |
| | TH 32 | 578364 |
| | TH 40 | 578624 |
| GAROS | TH 14 | 578348 |
| | TH 16 | 578352 |
| | TH 20 | 578358 |
| | TH 26 | 578362 |
| | TH 32 | 578364 |
| Geberit Mapress C-STAHL | M 12 | 578310 |
| | M 15 | 578312 |
| | M 18 | 578314 |
| | M 22 | 578316 |
| | M 28 | 578318 |
| | M 35 | 578390 |
| | M 12 45° (PR-2B)[3] | 574520 |
| | M 15 45° (PR-2B)[3] | 574522 |
| | M 18 45° (PR-2B)[3] | 574524 |
| | M 22 45° (PR-2B)[3] | 574526 |
| | M 28 45° (PR-2B)[3] | 574528 |
| | M 35 45° (PR-2B)[3] | 574530 |
| Geberit Mapress EDELSTAHL | M 12 | 578310 |
| | M 15 | 578312 |
| | M 18 | 578314 |
| | M 22 | 578316 |
| | M 28 | 578318 |
| | M 35 | 578390 |
| | M 12 45° (PR-2B)[3] | 574520 |
| | M 15 45° (PR-2B)[3] | 574522 |
| | M 18 45° (PR-2B)[3] | 574524 |
| | M 22 45° (PR-2B)[3] | 574526 |
| | M 28 45° (PR-2B)[3] | 574528 |
| | M 35 45° (PR-2B)[3] | 574530 |

| System | Pressing contour | Art.-No. |
|---|---|---|
| Geberit Mapress EDELSTAHL Gas | M 15 | 578312 |
| | M 18 | 578314 |
| | M 22 | 578316 |
| | M 28 | 578318 |
| | M 35 | 578390 |
| Geberit Mapress KUPFER | M 12 | 578310 |
| | M 15 | 578312 |
| | M 18 | 578314 |
| | M 22 | 578316 |
| | M 28 | 578318 |
| | M 35 | 578390 |
| | M 12 45° (PR-2B)[3] | 574520 |
| | M 15 45° (PR-2B)[3] | 574522 |
| | M 18 45° (PR-2B)[3] | 574524 |
| | M 22 45° (PR-2B)[3] | 574526 |
| | M 28 45° (PR-2B)[3] | 574528 |
| | M 35 45° (PR-2B)[3] | 574530 |
| Geberit Mapress KUPFER Gas | M 15 | 578312 |
| | M 18 | 578314 |
| | M 22 | 578316 |
| | M 28 | 578318 |
| | M 35 | 578390 |
| Geberit Mepla | G 16 | 578444 |
| | G 20 | 578446 |
| | G 26 | 578448 |
| | G 32 | 578450 |
| | G 40 | 578452 |
| General Fittings Serie 5G00 Trident | TH 16 | 578352 |
| | TH 20 | 578358 |
| | TH 26 | 578362 |
| | TH 32 | 578364 |
| | H 16 | 578400 |
| | H 20 | 578406 |
| | H 26 | 578410 |
| | H 32 | 578412 |
| | U 16 | 578374 |
| | U 20 | 578378 |
| | U 32 | 578382 |
| General Fittings Serie 5S00 | TH 16 | 578352 |
| | TH 18 | 578356 |
| | TH 20 | 578358 |
| | TH 25 | 578360 |
| | TH 26 | 578362 |
| | TH 32 | 578364 |
| | H 16 | 578400 |
| | H 18 | 578404 |
| | H 20 | 578406 |
| | H 25 | 578408 |
| | H 26 | 578410 |
| | H 32 | 578412 |
| | U 16 | 578374 |
| | U 18 | 578376 |
| | U 20 | 578378 |
| | U 32 | 578382 |
| | U 40 | 578386 |
| | B 16 | 578468 |
| | B 18 | 578470 |
| | B 20 | 578472 |
| | B 26 | 578474 |
| | B 32 | 578476 |
| Giacomini Raccordi RM Giacomini | H 16 | 578400 |
| | H 20 | 578406 |
| | H 26 | 578410 |
| | H 32 | 578412 |
| | TH 16 | 578352 |
| | TH 20 | 578358 |
| | TH 26 | 578362 |
| | THL 32 | 578368 |
| | U 16 | 578374 |
| | U 20 | 578378 |
| | U 32 | 578382 |
| | U 40 | 578386 |

Pressfitting systems for gas installations must only be pressed with REMS pressing tongs Mini/pressing rings which are highlighted in yellow.
Observe the national regulations.

[1] Only pressing tongs from designation “108” (1st quarter of 2008), “208” (2nd quarter of 2008) etc. can be used. The designation is stamped on every pressing jaw.

[2] For taking suitable pressing inserts.

[3] An adapter tong is required for driving pressing rings (PR), see page 134.

The suitability of REMS pressing tools for pressfitting systems: Date 28.10.2013. For the updated situation regarding suitability status check our website: www.rems.de → Downloads → Product catalogues, brochures → REMS Catalogue.
Pressing tongs for additional pressfitting systems on request.

| System | Pressing contour | Art.-No. |
|---|---|---|
| Giacomini | V 15 | 578328 |
| Valvole Giacomini | V 18 | 578332 |
| serie R850V | V 22 | 578334 |
| | V 28 | 578336 |
| | V 35 | 578604 |
| | SA 15 | 578514 |
| | SA 18 | 578518 |
| | SA 22 | 578520 |
| | SA 28 | 578522 |
| | M 15 | 578312 |
| | M 18 | 578314 |
| | M 22 | 578316 |
| | M 28 | 578318 |
| | M 35 | 578390 |
| Ginde Press | U 16 | 578374 |
| Fitting for Ginde | U 20 | 578378 |
| Multi-layer Pipe | U 25 | 578380 |
| System | U 32 | 578382 |
| Global Plastic | TH 16 | 578352 |
| Rothapress | TH 18 | 578356 |
| | TH 20 | 578358 |
| | TH 25 | 578360 |
| | TH 32 | 578364 |
| | TH 40 | 578624 |
| GLOBAL | U 16 | 578374 |
| TRADE | U 20 | 578378 |
| aqualpress | U 25 | 578380 |
| system | U 32 | 578382 |
| Golan Pipe | U 16 | 578374 |
| Systems | U 20 | 578378 |
| (Scandinavia) | U 25 | 578380 |
| Alu-Pres | U 32 | 578382 |
| GS | TH 14 | 578348 |
| Wärmesysteme | TH 16 | 578352 |
| System TH | TH 20 | 578358 |
| | TH 26 | 578362 |
| | TH 32 | 578364 |
| | TH 40 | 578624 |
| GS | V 15 | 578328 |
| Wärmesysteme | V 18 | 578332 |
| System V | V 22 | 578334 |
| | V 28 | 578336 |
| | V 35 | 578604 |
| GSP Group | TH 16 | 578352 |
| USMetrix | TH 20 | 578358 |
| HAGOS | TH 16 | 578352 |
| HakaGerodur | TH 10 | 578342 |
| HakaGerodur- | TH 11,6 | 578344 |
| System | TH 12 | 578346 |
| | TH 14 | 578348 |
| | TH 16 | 578352 |
| | TH 17 | 578354 |
| | TH 18 | 578356 |
| | TH 20 | 578358 |
| | TH 25 | 578360 |
| HakaGerodur | TH 16 | 578352 |
| HAKASAN | TH 20 | 578358 |
| | TH 26 | 578362 |
| | TH 32 | 578364 |
| | TH 40 | 578624 |
| Harden 2000 | TH 14 | 578348 |
| Poly-Pex 2000 | TH 16 | 578352 |
| | TH 17 | 578354 |
| | TH 18 | 578356 |
| | TH 20 | 578358 |
| | TH 26 | 578362 |
| | THL 32 | 578368 |
| | TH 40 | 578624 |
| Harden 2000 | TH 16 | 578352 |
| Poly-Pex Gas | TH 20 | 578358 |
| | TH 26 | 578362 |
| | THL 32 | 578368 |
| Harden 2000 | TH 14 | 578348 |
| Plastic-Press | TH 16 | 578352 |
| | TH 18 | 578356 |
| | TH 20 | 578358 |
| | TH 26 | 578362 |
| HASTINIK | M 15 | 578312 |
| Hastinik/Hitpress | M 18 | 578314 |
| | M 22 | 578316 |
| | M 28 | 578318 |
| | M 35 | 578390 |

| System | Pressing contour | Art.-No. |
|---|---|---|
| heima-press | TH 16 | 578352 |
| | TH 20 | 578358 |
| | TH 26 | 578362 |
| | TH 32 | 578364 |
| | TH 40 | 578624 |
| HELIROMA | U 16 | 578374 |
| klimapress | U 18 | 578376 |
| | U 20 | 578378 |
| | U 25 | 578380 |
| | U 32 | 578382 |
| | U 40 | 578386 |
| HELIROMA | RFz 16 | 578492 |
| romapress | RFz 20 | 578494 |
| | RFz 25 | 578496 |
| | RFz 32 | 578498 |
| Henco | TH 14 | 578348 |
| | TH 16 | 578352 |
| | TH 18 | 578356 |
| | TH 20 | 578358 |
| | TH 26 | 578362 |
| Henco Gas | TH 16 | 578352 |
| | TH 20 | 578358 |
| | TH 26 | 578362 |
| herotec | TH 14 | 578348 |
| Tempuss-press | TH 16 | 578352 |
| | TH 20 | 578358 |
| | TH 26 | 578362 |
| | TH 32 | 578364 |
| | TH 40 | 578624 |
| herotec | H 16 | 578400 |
| Tempuss-press | H 20 | 578406 |
| Plus | H 25 | 578408 |
| | H 32 | 578412 |
| | MT 20 | 578560 |
| | MT 25 | 578562 |
| | MT 32 | 578564 |
| | RFz 16 | 578492 |
| | RFz 20 | 578494 |
| | RFz 25 | 578496 |
| | RFz 32 | 578498 |
| | TH 16 | 578352 |
| | TH 20 | 578358 |
| | TH 25 | 578360 |
| | TH 32 | 578364 |
| | U 16 | 578374 |
| | U 20 | 578378 |
| | U 25 | 578380 |
| | U 32 | 578382 |
| | U 40 | 578386 |
| Herz pipefix | TH 10 | 578342 |
| | TH 14 | 578348 |
| | TH 15 | 578350 |
| | TH 16 | 578352 |
| | TH 17 | 578354 |
| | TH 18 | 578356 |
| | TH 20 | 578358 |
| | TH 25 | 578360 |
| | TH 26 | 578362 |
| | TH 32 | 578364 |
| | TH 40 | 578624 |
| HITEC Sistema | TH 14 | 578348 |
| Multistrato | TH 16 | 578352 |
| | TH 18 | 578356 |
| | TH 20 | 578358 |
| | TH 26 | 578362 |
| | TH 32 | 578364 |
| | TH 40 | 578624 |
| Hydro-Air | US ⅜" | 578534 |
| Systems | US ½" | 578536 |
| Hydro-Plumb | US ¾" | 578538 |
| Plus PEX | US 1" | 578540 |
| Hydro-Air | U 16 (½") | 578374 |
| Systems | U 20 (⅝") | 578378 |
| Hydro-Flex | U 25 (¾") | 578380 |
| PEX-AL-PEX | U 32 (1") | 578382 |
| IBP >B< Flex | U 16 | 578374 |
| | U 18 | 578376 |
| | U 20 | 578378 |
| | U 25 | 578380 |
| | U 32 | 578382 |
| | U 40 | 578386 |

| System | Pressing contour | Art.-No. |
|---|---|---|
| IBP >B< Press | V 12 | 578324 |
| | V 14 | 578326 |
| | V 15 | 578328 |
| | V 16 | 578330 |
| | V 18 | 578332 |
| | V 22 | 578334 |
| | V 28 | 578336 |
| | V 35 | 578604 |
| | V 12 45° (PR-2B)[3] | 574502 |
| | V 15 45° (PR-2B)[3] | 574504 |
| | V 18 45° (PR-2B)[3] | 574506 |
| | V 22 45° (PR-2B)[3] | 574508 |
| | V 28 45° (PR-2B)[3] | 574510 |
| | V 35 45° (PR-2B)[3] | 574512 |
| IBP >B< Press | V 12 | 578324 |
| Carbon | V 14 | 578326 |
| | V 15 | 578328 |
| | V 16 | 578330 |
| | V 18 | 578332 |
| | V 22 | 578334 |
| | V 28 | 578336 |
| | V 35 | 578604 |
| | V 12 45° (PR-2B)[3] | 574502 |
| | V 15 45° (PR-2B)[3] | 574504 |
| | V 18 45° (PR-2B)[3] | 574506 |
| | V 22 45° (PR-2B)[3] | 574508 |
| | V 28 45° (PR-2B)[3] | 574510 |
| | V 35 45° (PR-2B)[3] | 574512 |
| IBP >B< Press | V 15 | 578328 |
| Gas | V 18 | 578332 |
| | V 22 | 578334 |
| | V 28 | 578336 |
| | V 35 | 578604 |
| | V 15 45° (PR-2B)[3] | 574504 |
| | V 18 45° (PR-2B)[3] | 574506 |
| | V 22 45° (PR-2B)[3] | 574508 |
| | V 28 45° (PR-2B)[3] | 574510 |
| | V 35 45° (PR-2B)[3] | 574512 |
| IBP >B< Press | V 15 | 578328 |
| Inox | V 18 | 578332 |
| | V 22 | 578334 |
| | V 28 | 578336 |
| | V 35 | 578604 |
| | V 12 45° (PR-2B)[3] | 574502 |
| | V 15 45° (PR-2B)[3] | 574504 |
| | V 18 45° (PR-2B)[3] | 574506 |
| | V 22 45° (PR-2B)[3] | 574508 |
| | V 28 45° (PR-2B)[3] | 574510 |
| | V 35 45° (PR-2B)[3] | 574512 |
| IBP >B< Press | V 15 | 578328 |
| Solar | V 18 | 578332 |
| | V 22 | 578334 |
| | V 28 | 578336 |
| | V 35 | 578604 |
| | V 15 45° (PR-2B)[3] | 574504 |
| | V 18 45° (PR-2B)[3] | 574506 |
| | V 22 45° (PR-2B)[3] | 574508 |
| | V 28 45° (PR-2B)[3] | 574510 |
| | V 35 45° (PR-2B)[3] | 574512 |
| Idrosanitaria | TH 16 | 578352 |
| Bonomi | TH 20 | 578358 |
| Homegas | TH 26 | 578362 |
| Idrosanitaria | TH 16 | 578352 |
| Bonomi | TH 18 | 578356 |
| Idropress | TH 20 | 578358 |
| | TH 26 | 578362 |
| | TH 32 | 578364 |
| | TH 40 | 578624 |
| IDROSISTEMI | TH 16 | 578352 |
| Ta-Press | TH 20 | 578358 |
| | TH 26 | 578362 |
| | TH 32 | 578364 |
| | F 16 | 578456 |
| | F 20 | 578460 |
| | F 26 | 578462 |
| | F 32 | 578464 |
| | H 16 | 578400 |
| | H 20 | 578406 |
| | H 26 | 578410 |
| | H 32 | 578412 |
| | U 16 | 578374 |
| | U 20 | 578378 |
| | U 32 | 578382 |
| | B 16 | 578468 |
| | B 20 | 578472 |
| | B 26 | 578474 |
| | B 32 | 578476 |

| System | Pressing contour | Art.-No. |
|---|---|---|
| IPA IPANA-Press | TH 10 | 578342 |
| | TH 11,6 | 578344 |
| | TH 12 | 578346 |
| | TH 14 | 578348 |
| | TH 15 | 578350 |
| | TH 16 | 578352 |
| | TH 17 | 578354 |
| | TH 18 | 578356 |
| | TH 20 | 578358 |
| | TH 22 | 578588 |
| | TH 25 | 578360 |
| | TH 26 | 578362 |
| | TH 28 | 578590 |
| | TH 32 | 578364 |
| | TH 40 | 578624 |
| IPALPEX (Industrie du Plastique et Accessoires) | TH 14 | 578348 |
| | TH 16 | 578352 |
| | TH 18 | 578356 |
| | TH 20 | 578358 |
| | TH 26 | 578362 |
| | THL 32 | 578368 |
| | TH 40 | 578624 |
| IPLEX PIPELINES AUSTRALIA Iplex Pro-fit | K16/P18 | 578592 |
| IPLEX PIPELINES AUSTRALIA Iplex K1 (Gas) | K16/P18 | 578592 |
| | K/20 | 578594 |
| | K/25 | 578596 |
| | K32 | 578598 |
| | K1/40 | 578600 |
| IPLEX PIPELINES AUSTRALIA Iplex K2 | K16/P18 | 578592 |
| | K/20 | 578594 |
| | K/25 | 578596 |
| ISOTUBI NUMEPRESS | M 15 | 578312 |
| | M 18 | 578314 |
| | M 22 | 578316 |
| | M 28 | 578318 |
| | M 35 | 578390 |
| IVAR ALPEX-GAS | B 20 | 578472 |
| | B 26 | 578474 |
| | B 32 | 578476 |
| IVAR Ivar-Press | B 14 | 578466 |
| | B 16 | 578468 |
| | B 18 | 578470 |
| | B 20 | 578472 |
| | B 26 | 578474 |
| | B 32 | 578476 |
| IVAR MULTI PRESS GAS | TH 16 | 578352 |
| | TH 20 | 578358 |
| | TH 26 | 578362 |
| | TH 32 | 578364 |
| IVAR Multi Press MP | TH 16 | 578352 |
| | TH 18 | 578356 |
| | TH 20 | 578358 |
| | TH 25 | 578360 |
| | TH 26 | 578362 |
| | TH 32 | 578364 |
| | TH 40 | 578624 |
| | F 16 | 578456 |
| | F 18 | 578458 |
| | F 20 | 578460 |
| | F 26 | 578462 |
| | F 32 | 578464 |
| | H 16 | 578400 |
| | H 18 | 578404 |
| | H 20 | 578406 |
| | H 25 | 578408 |
| | H 26 | 578410 |
| | H 32 | 578412 |
| | U 16 | 578374 |
| | U 18 | 578376 |
| | U 20 | 578378 |
| | U 25 | 578380 |
| | C 26 | 578392 |
| | U 32 | 578382 |
| | U 40 | 578386 |
| | B 16 | 578468 |
| | B 18 | 578470 |
| | B 20 | 578472 |
| | B 26 | 578474 |
| | B 32 | 578476 |

| System | Pressing contour | Art.-No. |
|---|---|---|
| IVAR Plastic Multi Press PMP | TH 16 | 578352 |
| | TH 20 | 578358 |
| | TH 25 | 578360 |
| | TH 26 | 578362 |
| | TH 32 | 578364 |
| | F 16 | 578456 |
| | F 20 | 578460 |
| | F 26 | 578462 |
| | F 32 | 578464 |
| | H 16 | 578400 |
| | H 20 | 578406 |
| | H 25 | 578408 |
| | H 26 | 578410 |
| | H 32 | 578412 |
| | U 16 | 578374 |
| | U 20 | 578378 |
| | U 25 | 578380 |
| | C 26 | 578392 |
| | U 32 | 578382 |
| | B 16 | 578468 |
| | B 20 | 578472 |
| | B 26 | 578474 |
| | B 32 | 578476 |
| Jäger aquapress H | H 14 | 578398 |
| | H 16 | 578400 |
| | H 17 | 578402 |
| | H 18 | 578404 |
| | H 20 | 578406 |
| | H 26 | 578410 |
| | H 32 | 578412 |
| | U 40 | 578386 |
| Jäger Niropress Typ M | M 15 | 578312 |
| | M 18 | 578314 |
| | M 22 | 578316 |
| | M 28 | 578318 |
| | M 35 | 578390 |
| Jaraflex-Presssystem | TH 14 | 578348 |
| | TH 16 | 578352 |
| | TH 18 | 578356 |
| | TH 20 | 578358 |
| | TH 26 | 578362 |
| | TH 32 | 578364 |
| | TH 40 | 578624 |
| KAN KAN-therm | U 16 | 578374 |
| | U 20 | 578378 |
| | U 25 | 578380 |
| | C 26 | 578392 |
| | U 32 | 578382 |
| | U 40 | 578386 |
| KAN KAN-therm LBP | TH 14 | 578348 |
| | TH 16 | 578352 |
| | TH 20 | 578358 |
| | TH 25 | 578360 |
| | TH 26 | 578362 |
| | TH 32 | 578364 |
| | TH 40 | 578624 |
| | U 14 | 578372 |
| | U 16 | 578374 |
| | U 20 | 578378 |
| | U 25 | 578380 |
| | C 26 | 578392 |
| | U 32 | 578382 |
| | U 40 | 578386 |
| KAN KAN-therm Inox | M 15 | 578312 |
| | M 18[1)] | 578314 |
| | M 22 | 578316 |
| | M 28[1)] | 578318 |
| KAN KAN-therm Steel | M 15 | 578312 |
| | M 18[1)] | 578314 |
| | M 22 | 578316 |
| | M 28[1)] | 578318 |
| KE KELIT KELIT KELOX | U 16 | 578374 |
| | U 18 | 578376 |
| | U 20 | 578378 |
| | U 25 | 578380 |
| | U 32 | 578382 |
| | U 40 | 578386 |

| System | Pressing contour | Art.-No. |
|---|---|---|
| KE KELIT steelFIX C-Stahl | M 15 | 578312 |
| | M 18 | 578314 |
| | M 22 | 578316 |
| | M 28 | 578318 |
| | M 35 | 578390 |
| KE KELIT steelFIX Edelstahl | M 15 | 578312 |
| | M 18 | 578314 |
| | M 22 | 578316 |
| | M 28 | 578318 |
| | M 35 | 578390 |
| KEMBLA KemPress (AUS) | VAU 15 (OD 12,7 mm) | 578630 |
| | VAU 20 (OD 19,1 mm) | 578632 |
| | VAU 25 (OD 25,4 mm) | 578634 |
| | VAU 32 (OD 31,8 mm) | 578636 |
| KEMBLA KemPress Gas (AUS) | VAU 15 (OD 12,7 mm) | 578630 |
| | VAU 20 (OD 19,1 mm) | 578632 |
| | VAU 25 (OD 25,4 mm) | 578634 |
| | VAU 32 (OD 31,8 mm) | 578636 |
| KISAN Kisan KD | KI 16 | 578524 |
| | KI 20 | 578526 |
| | KI 25 | 578528 |
| | TH 16 | 578352 |
| | TH 20 | 578358 |
| | TH 25 | 578360 |
| KISAN Kisan WL | KI 16 | 578524 |
| | KI 20 | 578526 |
| | KI 25 | 578528 |
| | KI 32 | 578530 |
| | TH 16 | 578352 |
| | TH 20 | 578358 |
| | TH 25 | 578360 |
| | TH 32 | 578364 |
| KISAN Kisan WM | KI 16 | 578524 |
| | KI 20 | 578526 |
| | KI 25 | 578528 |
| | KI 32 | 578530 |
| KISAN Kisan WR | U 20 | 578378 |
| | U 25 | 578380 |
| | U 32 | 578382 |
| | U 40 | 578386 |
| KISAN Kistal C | M 15 | 578312 |
| | M 18 | 578314 |
| | M 22 | 578316 |
| | M 28 | 578318 |
| | M 35 | 578390 |
| | M 15 45° (PR-2B)[3)] | 574522 |
| | M 18 45° (PR-2B)[3)] | 574524 |
| | M 22 45° (PR-2B)[3)] | 574526 |
| | M 28 45° (PR-2B)[3)] | 574528 |
| | M 35 45° (PR-2B)[3)] | 574530 |
| KISAN Kistal Inox | M 15 | 578312 |
| | M 18 | 578314 |
| | M 22 | 578316 |
| | M 28 | 578318 |
| | M 35 | 578390 |
| | M 15 45° (PR-2B)[3)] | 574522 |
| | M 18 45° (PR-2B)[3)] | 574524 |
| | M 22 45° (PR-2B)[3)] | 574526 |
| | M 28 45° (PR-2B)[3)] | 574528 |
| | M 35 45° (PR-2B)[3)] | 574530 |
| KME Q-tec | TH 14 | 578348 |
| | TH 16 | 578352 |
| | TH 20 | 578358 |
| | TH 26 | 578362 |
| Largo-Presssystem | TH 12 | 578346 |
| | TH 14 | 578348 |
| | TH 16 | 578352 |
| | TH 18 | 578356 |
| | TH 20 | 578358 |
| | TH 26 | 578362 |
| | TH 32 | 578364 |
| LECHAR ALCOBRAPEX | TH 16 | 578352 |
| | TH 20 | 578358 |
| | TH 26 | 578362 |
| | TH 32 | 578364 |
| | TH 40 | 578624 |
| LECHAR COBRAPEX | U 16 | 578374 |
| | U 20 | 578378 |
| | U 25 | 578380 |
| | U 32 | 578382 |
| LEGEND-PRESS press fitting system | VUS ½" | 578566 |
| | VUS ¾" | 578568 |
| | VUS 1" | 578570 |
| | VUS 1¼" | 578606 |

Pressfitting systems for gas installations must only be pressed with REMS pressing tongs Mini/pressing rings which are highlighted in yellow.
Observe the national regulations.

[1)] Only pressing tongs from designation “108” (1st quarter of 2008), “208” (2nd quarter of 2008) etc. can be used. The designation is stamped on every pressing jaw.

[2)] For taking suitable pressing inserts.

[3)] An adapter tong is required for driving pressing rings (PR), see page 134.

The suitability of REMS pressing tools for pressfitting systems: Date 28.10.2013. For the updated situation regarding suitability status check our website:
www.rems.de → Downloads → Product catalogues, brochures → REMS Catalogue.
Pressing tongs for additional pressfitting systems on request.

| System | Pressing contour | Art.-No. |
|---|---|---|
| LK Systems | V 12 | 578324 |
| LK >B<Press | V 15 | 578328 |
| | V 18 | 578332 |
| | V 22 | 578334 |
| | V 28 | 578336 |
| | V 35 | 578604 |
| | V 12 45° (PR-2B)[3] | 574502 |
| | V 15 45° (PR-2B)[3] | 574504 |
| | V 18 45° (PR-2B)[3] | 574506 |
| | V 22 45° (PR-2B)[3] | 574508 |
| | V 28 45° (PR-2B)[3] | 574510 |
| | V 35 45° (PR-2B)[3] | 574512 |
| LK Systems | V 12 | 578324 |
| LK >B<Press | V 15 | 578328 |
| Elförzinkat | V 18 | 578332 |
| | V 22 | 578334 |
| | V 28 | 578336 |
| | V 35 | 578604 |
| | V 12 45° (PR-2B)[3] | 574502 |
| | V 15 45° (PR-2B)[3] | 574504 |
| | V 18 45° (PR-2B)[3] | 574506 |
| | V 22 45° (PR-2B)[3] | 574508 |
| | V 28 45° (PR-2B)[3] | 574510 |
| | V 35 45° (PR-2B)[3] | 574512 |
| LK Systems | V 15 | 578328 |
| LK >B<Press | V 18 | 578332 |
| Gas | V 22 | 578334 |
| | V 28 | 578336 |
| | V 35 | 578604 |
| | V 15 45° (PR-2B)[3] | 574504 |
| | V 18 45° (PR-2B)[3] | 574506 |
| | V 22 45° (PR-2B)[3] | 574508 |
| | V 28 45° (PR-2B)[3] | 574510 |
| | V 35 45° (PR-2B)[3] | 574512 |
| LK Systems | TH 16 | 578352 |
| LK Universal | TH 20 | 578358 |
| | TH 25 | 578360 |
| | TH 32 | 578364 |
| | TH 40 | 578624 |
| LVI-DAHL | U 16 | 578374 |
| Altech-Alupex | U 20 | 578378 |
| | U 25 | 578380 |
| | U 32 | 578382 |
| Mair Heiztechnik | M 12 | 578310 |
| Gomafix Cu/E[1] | M 15 | 578312 |
| | M 18 | 578314 |
| | M 22 | 578316 |
| | M 12 45° (PR-2B)[3] | 574520 |
| | M 15 45° (PR-2B)[3] | 574522 |
| | M 18 45° (PR-2B)[3] | 574524 |
| | M 22 45° (PR-2B)[3] | 574526 |
| Mair Heiztechnik | H 11,5 | 578394 |
| Gomafix M | H 14 | 578398 |
| | H 16 | 578400 |
| | H 20 | 578406 |
| Mair Heiztechnik | H 11,5 | 578394 |
| M-Press | H 14 | 578398 |
| | H 16 | 578400 |
| | H 20 | 578406 |
| | H 26 | 578410 |
| | H 32 | 578412 |
| Ma.s.ter System | TH 14 | 578348 |
| PRESSMASTER | TH 16 | 578352 |
| | TH 18 | 578356 |
| | TH 20 | 578358 |
| | TH 25 | 578360 |
| | TH 26 | 578362 |
| | TH 32 | 578364 |
| | TH 40 | 578624 |
| | H 14 | 578398 |
| | H 16 | 578400 |
| | H 18 | 578404 |
| | H 20 | 578406 |
| | H 26 | 578410 |
| | H 32 | 578412 |
| | U 14 | 578372 |
| | U 16 | 578374 |
| | U 18 | 578376 |
| | U 20 | 578378 |
| | U 25 | 578380 |
| | U 32 | 578382 |
| | U 40 | 578386 |

| System | Pressing contour | Art.-No. |
|---|---|---|
| MAXITUB | RFz 12 | 578490 |
| MAXIPRESS | RFz 16 | 578492 |
| | RFz 20 | 578494 |
| | RFz 25 | 578496 |
| | RFz 32 | 578498 |
| MAXITUB | TH 14 | 578348 |
| METALPEX | TH 16 | 578352 |
| | TH 20 | 578358 |
| | TH 26 | 578362 |
| | TH 32 | 578364 |
| MEGARO | H 11,5 | 578394 |
| HAKAPRESS | H 14 | 578398 |
| | H 16 | 578400 |
| | H 17 | 578402 |
| | H 18 | 578404 |
| | H 20 | 578406 |
| | H 26 | 578410 |
| | H 32 | 578412 |
| MEGARO | B 16 | 578468 |
| MEGAPRESS | B 20 | 578472 |
| | B 26 | 578474 |
| | B 32 | 578476 |
| | F 40 | 578478 |
| MEGARO | TH 16 | 578352 |
| MEGAPRESS MP | TH 20 | 578358 |
| | TH 26 | 578362 |
| | TH 32 | 578364 |
| | F 16 | 578456 |
| | F 20 | 578460 |
| | F 26 | 578462 |
| | F 32 | 578464 |
| | F 40 | 578478 |
| | H 16 | 578400 |
| | H 20 | 578406 |
| | H 26 | 578410 |
| | H 32 | 578412 |
| | U 16 | 578374 |
| | U 20 | 578378 |
| | U 32 | 578382 |
| | B 16 | 578468 |
| | B 20 | 578472 |
| | B 26 | 578474 |
| | B 32 | 578476 |
| MEGARO | TH 16 | 578352 |
| MEGAPRESS | TH 20 | 578358 |
| MPL | TH 26 | 578362 |
| | TH 32 | 578364 |
| | F 16 | 578456 |
| | F 20 | 578460 |
| | F 26 | 578462 |
| | F 32 | 578464 |
| | F 40 | 578478 |
| | H 16 | 578400 |
| | H 20 | 578406 |
| | H 26 | 578410 |
| | H 32 | 578412 |
| | U 16 | 578374 |
| | U 20 | 578378 |
| | U 32 | 578382 |
| | B 16 | 578468 |
| | B 20 | 578472 |
| | B 26 | 578474 |
| | B 32 | 578476 |
| METALGRUP | RFz 16 | 578492 |
| PexGrup | RFz 20 | 578494 |
| | RFz 25 | 578496 |
| | RFz 32 | 578498 |
| METALGRUP | U 16 | 578374 |
| MultiGrup | U 18 | 578376 |
| | U 20 | 578378 |
| | U 25 | 578380 |
| | U 32 | 578382 |
| MULTITHERM | TH 16 | 578352 |
| PRESSSYSTEM | TH 18 | 578356 |
| | TH 20 | 578358 |
| | TH 26 | 578362 |
| | TH 32 | 578364 |
| | TH 40 | 578624 |

| System | Pressing contour | Art.-No. |
|---|---|---|
| Multicapas | U 16 | 578374 |
| Industrial | U 18 | 578376 |
| multitubo systems | MT 20 | 578560 |
| MC | MT 25 | 578562 |
| | MT 32 | 578564 |
| | U 40 | 578386 |
| Multicapas | U 16 | 578374 |
| Industrial | MT 20 | 578560 |
| multitubo systems | MT 25 | 578562 |
| MM | MT 32 | 578564 |
| | TH 16 | 578352 |
| | TH 20 | 578358 |
| | TH 25 | 578360 |
| | TH 26 | 578362 |
| | TH 32 | 578364 |
| | RFz 16 | 578492 |
| | RFz 20 | 578494 |
| | RFz 25 | 578496 |
| | RFz 32 | 578498 |
| | H 16 | 578400 |
| | H 20 | 578406 |
| | H 25 | 578408 |
| | H 26 | 578410 |
| | H 32 | 578412 |
| NEUTHERM | H 16 | 578400 |
| MEKUPRESS-HT | H 20 | 578406 |
| | H 26 | 578410 |
| | H 32 | 578412 |
| NIBCO (POL) | H 16 | 578400 |
| NEXT-Heat | H 20 | 578406 |
| | H 25 | 578408 |
| | H 32 | 578412 |
| | TH 16 | 578352 |
| | TH 20 | 578358 |
| | TH 25 | 578360 |
| | TH 32 | 578364 |
| | U 16 | 578374 |
| | U 20 | 578378 |
| | U 25 | 578380 |
| | U 32 | 578382 |
| NIBCO (USA) | VUS ½" | 578566 |
| Press System | VUS ¾" | 578568 |
| Copper | VUS 1" | 578570 |
| | VUS 1¼" | 578606 |
| Nicoll Fluxo | TH 16 | 578352 |
| | TH 20 | 578358 |
| | TH 26 | 578362 |
| | TH 32 | 578364 |
| | TH 40 | 578624 |
| Nicoll Fluxo Gas | TH 16 | 578352 |
| | TH 20 | 578358 |
| | TH 26 | 578362 |
| NIROTEC | M 15 | 578312 |
| PRESSFITTING | M 18 | 578314 |
| | M 22 | 578316 |
| | M 28 | 578318 |
| N.T.M. | TH 14 | 578348 |
| WINNY-AL | TH 16 | 578352 |
| | TH 18 | 578356 |
| | TH 20 | 578358 |
| | TH 26 | 578362 |
| | TH 32 | 578364 |
| | H 14 | 578398 |
| | H 16 | 578400 |
| | H 18 | 578404 |
| | H 20 | 578406 |
| | H 26 | 578410 |
| | H 32 | 578412 |
| | U 14 | 578372 |
| | U 16 | 578374 |
| | U 18 | 578376 |
| | U 20 | 578378 |
| | U 25 | 578380 |
| | U 32 | 578382 |
| NUPIGECO | U 14 | 578372 |
| Multinupi | U 16 | 578374 |
| | U 18 | 578376 |
| | U 20 | 578378 |
| | C 26 | 578392 |
| | U 32 | 578382 |
| | U 40 | 578386 |

# REMS pressing tongs Mini
# REMS pressing rings



| System | Pressing contour | Art.-No. |
|---|---|---|
| Nussbaum | V 12 | 578324 |
| Cupress | V 15 | 578328 |
| | V 18 | 578332 |
| | V 22 | 578334 |
| | V 28 | 578336 |
| | V 12 45° (PR-2B)[3] | 574502 |
| | V 15 45° (PR-2B)[3] | 574504 |
| | V 18 45° (PR-2B)[3] | 574506 |
| | V 22 45° (PR-2B)[3] | 574508 |
| | V 28 45° (PR-2B)[3] | 574510 |
| Nussbaum | VP 16 | 578482 |
| Optiflex Press | VP 20 | 578484 |
| | VP 25 | 578486 |
| | VP 32 | 578488 |
| Nussbaum | V 15 | 578328 |
| Optipress | V 18 | 578332 |
| Aquaplus | V 22 | 578334 |
| | V 28 | 578336 |
| | V 35 | 578604 |
| | V 15 45° (PR-2B)[3] | 574504 |
| | V 18 45° (PR-2B)[3] | 574506 |
| | V 22 45° (PR-2B)[3] | 574508 |
| | V 28 45° (PR-2B)[3] | 574510 |
| | V 35 45° (PR-2B)[3] | 574512 |
| Nussbaum | V 15 | 578328 |
| Optipress Gaz | V 18 | 578332 |
| | V 22 | 578334 |
| | V 28 | 578336 |
| | V 35 | 578604 |
| | V 15 45° (PR-2B)[3] | 574504 |
| | V 18 45° (PR-2B)[3] | 574506 |
| | V 22 45° (PR-2B)[3] | 574508 |
| | V 28 45° (PR-2B)[3] | 574510 |
| | V 35 45° (PR-2B)[3] | 574512 |
| Nussbaum | V 15 | 578328 |
| Optipress-Therm | V 18 | 578332 |
| | V 22 | 578334 |
| | V 28 | 578336 |
| | V 35 | 578604 |
| | V 15 45° (PR-2B)[3] | 574504 |
| | V 18 45° (PR-2B)[3] | 574506 |
| | V 22 45° (PR-2B)[3] | 574508 |
| | V 28 45° (PR-2B)[3] | 574510 |
| | V 35 45° (PR-2B)[3] | 574512 |
| O.M.T. | H 16 | 578400 |
| Heizungssystem | H 20 | 578406 |
| | H 26 | 578410 |
| | H 32 | 578412 |
| Oteraccordi | M 12 | 578310 |
| Oter Tecno[1] | M 15 | 578312 |
| | M 18 | 578314 |
| | M 22 | 578316 |
| | M 28 | 578318 |
| | M 35 | 578390 |
| Oteraccordi | M 12 | 578310 |
| Oter Tecno | M 15 | 578312 |
| carbonio[1] | M 18 | 578314 |
| | M 22 | 578316 |
| | M 28 | 578318 |
| | M 35 | 578390 |
| Oventrop Cofit P | H 16 A | 578420 |
| | H 20 A | 578426 |
| | H 26 A | 578430 |
| | H 32 A | 578432 |
| PB TUB | RFz 12 | 578490 |
| SERTIPRESS | RFz 16 | 578492 |
| | RFz 20 | 578494 |
| | RFz 25 | 578496 |
| Pegler Yorkshire | M 15 | 578312 |
| XPress Carbon | M 18[1] | 578314 |
| | M 22 | 578316 |
| | M 28[1] | 578318 |
| | M 35 | 578390 |

| System | Pressing contour | Art.-No. |
|---|---|---|
| Pegler Yorkshire | M 12 | 578310 |
| XPress Copper | M 15 | 578312 |
| | M 18[1] | 578314 |
| | M 22 | 578316 |
| | M 28[1] | 578318 |
| | M 35 | 578390 |
| Pegler Yorkshire | M 15 | 578312 |
| XPress Copper | M 18[1] | 578314 |
| Gas | M 22 | 578316 |
| | M 28[1] | 578318 |
| | M 35 | 578390 |
| Pegler Yorkshire | TH 14 | 578348 |
| Henco Multilayer | TH 16 | 578352 |
| Solutions | TH 18 | 578356 |
| | TH 20 | 578358 |
| | TH 26 | 578362 |
| Pegler Yorkshire | M 15 | 578312 |
| XPress Solar | M 18[1] | 578314 |
| | M 22 | 578316 |
| | M 28[1] | 578318 |
| | M 35 | 578390 |
| Pegler Yorkshire | M 15 | 578312 |
| XPress | M 18[1] | 578314 |
| Stainless | M 22 | 578316 |
| | M 28[1] | 578318 |
| | M 35 | 578390 |
| PERFEXIM | U 16 | 578374 |
| "PERFEKT | U 20 | 578378 |
| SYSTEM" | U 25 | 578380 |
| | U 32 | 578382 |
| PERFILTUBO | U 16 | 578374 |
| PERFILALUPEX | U 18 | 578376 |
| | U 20 | 578378 |
| | U 25 | 578380 |
| | U 32 | 578382 |
| | U 40 | 578386 |
| PERFILTUBO | M 15 | 578312 |
| PERFILPRESS | M 18 | 578314 |
| | M 22 | 578316 |
| | M 28 | 578318 |
| | M 35 | 578390 |
| PEXTUBE | RFz 16 | 578492 |
| PexTube | RFz 20 | 578494 |
| | RFz 25 | 578496 |
| | RFz 32 | 578498 |
| PIPELIFE | M 15 | 578312 |
| C-PRESS | M 18 | 578314 |
| | M 22 | 578316 |
| | M 28 | 578318 |
| | M 35 | 578390 |
| PIPELIFE- | TH 16 | 578352 |
| RADOPRESS | TH 18 | 578356 |
| | TH 20 | 578358 |
| | TH 26 | 578362 |
| | TH 32 | 578364 |
| | TH 40 | 578624 |
| PLASTICA ALFA | H 16 | 578400 |
| Multypex | H 20 | 578406 |
| | H 26 | 578410 |
| | H 32 | 578412 |
| | U 16 | 578374 |
| | U 20 | 578378 |
| | C 26 | 578392 |
| | U 32 | 578382 |
| PLASTICA ALFA | H 16 | 578400 |
| Multypex | H 20 | 578406 |
| Air | H 26 | 578410 |
| | H 32 | 578412 |
| | U 16 | 578374 |
| | U 20 | 578378 |
| | C 26 | 578392 |
| | U 32 | 578382 |
| PLASTICA ALFA | H 16 | 578400 |
| Multypexalfa Gas | H 20 | 578406 |
| | H 26 | 578410 |
| PLASTICA ALFA | H 16 | 578400 |
| Multypexalfa Gas | H 20 | 578406 |
| protek | H 26 | 578410 |

| System | Pressing contour | Art.-No. |
|---|---|---|
| PLASTICA ALFA | H 16 | 578400 |
| Multypex | H 20 | 578406 |
| Plus | H 26 | 578410 |
| | H 32 | 578412 |
| | U 16 | 578374 |
| | U 20 | 578378 |
| | C 26 | 578392 |
| | U 32 | 578382 |
| PLASTICA ALFA | H 16 | 578400 |
| Multypex | H 20 | 578406 |
| Thermo | H 26 | 578410 |
| | H 32 | 578412 |
| | U 16 | 578374 |
| | U 20 | 578378 |
| | C 26 | 578392 |
| | U 32 | 578382 |
| PLASTICA ALFA | H 16 | 578400 |
| Multypex | H 20 | 578406 |
| Thermo Plus | H 26 | 578410 |
| | H 32 | 578412 |
| | U 16 | 578374 |
| | U 20 | 578378 |
| | C 26 | 578392 |
| | U 32 | 578382 |
| PLÁSTICOS | RFz 16 | 578492 |
| FERRO | RFz 20 | 578494 |
| FERROPLAST | RFz 25 | 578496 |
| Pressfitting PE-X | RFz 32 | 578498 |
| PLOMYPLAS | RFz 16 | 578492 |
| plomyPRESS | RFz 20 | 578494 |
| plomyAIR | RFz 25 | 578496 |
| | RFz 32 | 578498 |
| | TH 16 | 578352 |
| | TH 20 | 578358 |
| | TH 25 | 578360 |
| | TH 32 | 578364 |
| | U 16 | 578374 |
| | U 20 | 578378 |
| | U 25 | 578380 |
| | U 32 | 578382 |
| PLOMYPLAS | TH 16 | 578352 |
| plomyPRESS | TH 20 | 578358 |
| plomyGAS | TH 25 | 578360 |
| | TH 32 | 578364 |
| PLOMYPLAS | RFz 16 | 578492 |
| plomyPRESS | RFz 20 | 578494 |
| plomyLAYER | RFz 25 | 578496 |
| | RFz 32 | 578498 |
| | TH 16 | 578352 |
| | TH 20 | 578358 |
| | TH 25 | 578360 |
| | TH 32 | 578364 |
| | U 16 | 578374 |
| | U 20 | 578378 |
| | U 25 | 578380 |
| | U 32 | 578382 |
| PLOMYPLAS | RFz 16 | 578492 |
| plomyPRESS | RFz 20 | 578494 |
| plomyLAYER PEX | RFz 25 | 578496 |
| | RFz 32 | 578498 |
| | TH 16 | 578352 |
| | TH 20 | 578358 |
| | TH 25 | 578360 |
| | TH 32 | 578364 |
| | U 16 | 578374 |
| | U 20 | 578378 |
| | U 25 | 578380 |
| | U 32 | 578382 |
| PLOMYPLAS | RFz 16 | 578492 |
| plomyPRESS | RFz 20 | 578494 |
| plomyPERT EVAL | RFz 25 | 578496 |
| | RFz 32 | 578498 |
| | TH 16 | 578352 |
| | TH 20 | 578358 |
| | TH 25 | 578360 |
| | TH 32 | 578364 |
| | U 16 | 578374 |
| | U 20 | 578378 |
| | U 25 | 578380 |
| | U 32 | 578382 |

Pressfitting systems for gas installations must only be pressed with REMS pressing tongs Mini/pressing rings which are highlighted in yellow.
Observe the national regulations.

[1] Only pressing tongs from designation “108” (1st quarter of 2008), “208” (2nd quarter of 2008) etc. can be used. The designation is stamped on every pressing jaw.

[2] For taking suitable pressing inserts.

[3] An adapter tong is required for driving pressing rings (PR), see page 134.

The suitability of REMS pressing tools for pressfitting systems: Date 28.10.2013. For the updated situation regarding suitability status check our website: www.rems.de → Downloads → Product catalogues, brochures → REMS Catalogue.
Pressing tongs for additional pressfitting systems on request.

| System | Pressing contour | Art.-No. |
|---|---|---|
| PLOMYPLAS | RFz 16 | 578492 |
| plomyPRESS | RFz 20 | 578494 |
| plomyPEX | RFz 25 | 578496 |
| | RFz 32 | 578498 |
| | TH 16 | 578352 |
| | TH 20 | 578358 |
| | TH 25 | 578360 |
| | TH 32 | 578364 |
| | U 16 | 578374 |
| | U 20 | 578378 |
| | U 25 | 578380 |
| | U 32 | 578382 |
| PLOMYPLAS | RFz 16 | 578492 |
| plomyPRESS | RFz 20 | 578494 |
| plomyPEX EVAL | RFz 25 | 578496 |
| | RFz 32 | 578498 |
| | TH 16 | 578352 |
| | TH 20 | 578358 |
| | TH 25 | 578360 |
| | TH 32 | 578364 |
| | U 16 | 578374 |
| | U 20 | 578378 |
| | U 25 | 578380 |
| | U 32 | 578382 |
| PLUMBING PLUS | VAU 15 (OD 12,7 mm) | 578630 |
| PRESS PLUS | VAU 20 (OD 19,1 mm) | 578632 |
| (AUS) | VAU 25 (OD 25,4 mm) | 578634 |
| | VAU 32 (OD 31,8 mm) | 578636 |
| POLYPIPE | F 16 | 578456 |
| POLYPRESS | F 20 | 578460 |
| | F 26 | 578462 |
| | F 32 | 578464 |
| | F 40 | 578478 |
| POLYPIPE | TH 10 | 578342 |
| POLYSURE | TH 15 | 578350 |
| | TH 22 | 578588 |
| | TH 28 | 578590 |
| POLYSAN | TH 14 | 578348 |
| Handelsges. | TH 16 | 578352 |
| m.b.H. & Co KG | TH 17 | 578354 |
| (Krems/Öster- | TH 18 | 578356 |
| reich) POLYSAN- | TH 20 | 578358 |
| Press-System | TH 26 | 578362 |
| | TH 32 | 578364 |
| | TH 40 | 578624 |
| POLYSAN | M 15 | 578312 |
| Handelsges. | M 18 | 578314 |
| m.b.H. & Co KG | M 22 | 578316 |
| (Krems/Öster- | M 28 | 578318 |
| reich) POLYSAN- | M 35 | 578390 |
| EUROTUBI C- | | |
| Stahl-Press- | | |
| System | | |
| POLYSAN | M 15 | 578312 |
| Handelsges. | M 18 | 578314 |
| m.b.H. & Co KG | M 22 | 578316 |
| (Krems/Öste- | M 28 | 578318 |
| reich) POLYSAN- | M 35 | 578390 |
| EUROTUBI Edel- | | |
| stahl-Press- | | |
| System | | |
| POLYSAN | M 15 | 578312 |
| Handelsges. | M 18 | 578314 |
| m.b.H. & Co KG | M 22 | 578316 |
| (Krems/Öster- | M 28 | 578318 |
| reich) POLYSAN- | M 35 | 578390 |
| EUROTUBI | | |
| Edelstahl-Press- | | |
| System Gas | | |
| POLYSAN | U 16 | 578374 |
| (España) | U 18 | 578376 |
| Rainbow | U 20 | 578378 |
| | U 25 | 578380 |
| | U 32 | 578382 |
| | U 40 | 578386 |
| Prandelli | H 14 | 578398 |
| Multyrama Pf | H 16 | 578400 |
| | H 18 | 578404 |
| | H 20 | 578406 |
| | H 26 | 578410 |
| | H 32 | 578412 |
| Prandelli | H 16 | 578400 |
| Multyrama Pfm | H 18 | 578404 |
| | H 20 | 578406 |
| | H 26 | 578410 |
| | H 32 | 578412 |
| | TH 16 | 578352 |
| | TH 18 | 578356 |
| | TH 20 | 578358 |
| | TH 26 | 578362 |
| | TH 32 | 578364 |
| | U 16 | 578374 |
| | U 18 | 578376 |
| | U 20 | 578378 |

| System | Pressing contour | Art.-No. |
|---|---|---|
| PRASKI | TH 10 | 578342 |
| BAVARIA-press | TH 14 | 578348 |
| | TH 16 | 578352 |
| | TH 17 | 578354 |
| | TH 20 | 578358 |
| | TH 26 | 578362 |
| | TH 32 | 578364 |
| | TH 40 | 578624 |
| Raccorderie | M 15 | 578312 |
| Metalliche | M 18 | 578314 |
| inoxPRES[1)] | M 22 | 578316 |
| | M 28 | 578318 |
| Raccorderie | M 15 | 578312 |
| Metalliche | M 18 | 578314 |
| steelPRES[1)] | M 22 | 578316 |
| | M 28 | 578318 |
| RBM Tita-gas | TH 16 | 578352 |
| | TH 20 | 578358 |
| | TH 26 | 578362 |
| | TH 32 | 578364 |
| RBM Tita-fix | B 14 | 578466 |
| | B 16 | 578468 |
| | B 18 | 578470 |
| | B 20 | 578472 |
| | B 26 | 578474 |
| | F 16 | 578456 |
| | F 18 | 578458 |
| | F 20 | 578460 |
| | H 14 | 578398 |
| | H 16 | 578400 |
| | H 18 | 578404 |
| | H 20 | 578406 |
| | H 26 | 578410 |
| | H 32 | 578412 |
| | TH 14 | 578348 |
| | TH 16 | 578352 |
| | TH 18 | 578356 |
| | TH 20 | 578358 |
| | TH 26 | 578362 |
| | TH 32 | 578364 |
| | TH 40 | 578624 |
| | U 14 | 578372 |
| | U 16 | 578374 |
| | U 18 | 578376 |
| | U 20 | 578378 |
| remo | H 14 | 578398 |
| | H 16 | 578400 |
| | H 18 | 578404 |
| | H 20 | 578406 |
| | H 26 | 578410 |
| | H 32 | 578412 |
| RIFENG U | U 14 | 578372 |
| PRESS FITTING | U 16 | 578374 |
| (F5) | U 18 | 578376 |
| | U 20 | 578378 |
| | U 25 | 578380 |
| | U 32 | 578382 |
| | U 40 | 578386 |
| RIFENG TH | TH 16 | 578352 |
| PRESS FITTING | TH 20 | 578358 |
| (F9) | TH 25 | 578360 |
| | TH 26 | 578362 |
| | TH 32 | 578364 |
| RIQUIER | RFz 12 | 578490 |
| A SERTIR | RFz 16 | 578492 |
| | RFz 20 | 578494 |
| | RFz 25 | 578496 |
| Rofix Climatrix | H 16 | 578400 |
| Rhinopex | H 20 | 578406 |
| | U 16 | 578374 |
| | U 20 | 578378 |
| | TH 16 | 578352 |
| | TH 20 | 578358 |
| | TH 26 | 578362 |
| | TH 32 | 578364 |
| Roth | RN 14 | 578434 |
| | RN 17 | 578436 |
| | RN 20 | 578438 |
| | RN 25/26 | 578440 |
| | RN 32 | 578442 |
| Roth Nordic | RN 16 | 578454 |
| Alu-LaserPlus/ | RN 20 | 578438 |
| PressCheck | RN 25/26 | 578440 |
| (DNK-NOR-SWE-FIN) | RN 32 | 578442 |
| Rubinetterie | M 15 | 578312 |
| Bresciane | M 18 | 578314 |
| Bonomi | M 22 | 578316 |
| TURBO INOX | M 28 | 578318 |
| | M 35 | 578390 |
| Rubinetterie | M 15 | 578312 |
| Bresciane | M 18 | 578314 |
| Bonomi | M 22 | 578316 |
| TURBO STEEL | M 28 | 578318 |
| | M 35 | 578390 |

| System | Pressing contour | Art.-No. |
|---|---|---|
| Rubinetterie | TH 14 | 578348 |
| Bresciane | TH 16 | 578352 |
| Bonomi | TH 18 | 578356 |
| TURBO PRESS | TH 20 | 578358 |
| | TH 26 | 578362 |
| | TH 32 | 578364 |
| | TH 40 | 578624 |
| Rubinetterie | TH 16 | 578352 |
| Bresciane | TH 20 | 578358 |
| Bonomi | TH 26 | 578362 |
| TURBO PRESS | TH 32 | 578364 |
| GAS | | |
| SA.MI plastic | TH 14 | 578348 |
| | TH 16 | 578352 |
| | TH 18 | 578356 |
| | TH 20 | 578358 |
| | TH 26 | 578362 |
| | TH 32 | 578364 |
| | TH 40 | 578624 |
| SA.MI plastic | TH 16 | 578352 |
| Multistrato Gas | TH 20 | 578358 |
| | TH 26 | 578362 |
| | TH 32 | 578364 |
| SANHA | TH 14 | 578348 |
| 3fit-Press | TH 16 | 578352 |
| Serie 25000 | TH 20 | 578358 |
| | TH 26 | 578362 |
| | TH 32 | 578364 |
| | TH 40 | 578624 |
| | U 14 | 578372 |
| | U 16 | 578374 |
| | U 20 | 578378 |
| SANHA-Press | SA 12 | 578510 |
| Chrom | SA 15 | 578514 |
| Serie 16000 | SA 18 | 578518 |
| | SA 22 | 578520 |
| | SA 28 | 578522 |
| | M 12 | 578310 |
| | M 15[1)] | 578312 |
| | M 18[1)] | 578314 |
| | M 22[1)] | 578316 |
| | M 28 | 578318 |
| | M 35 | 578390 |
| | M 12 45° (PR-2B)[3)] | 574520 |
| | M 15 45° (PR-2B)[3)] | 574522 |
| | M 18 45° (PR-2B)[3)] | 574524 |
| | M 22 45° (PR-2B)[3)] | 574526 |
| | M 28 45° (PR-2B)[3)] | 574528 |
| | M 35 45° (PR-2B)[3)] | 574530 |
| | V 12 | 578324 |
| | V 15[1)] | 578328 |
| | V 18[1)] | 578332 |
| | V 22[1)] | 578334 |
| | V 28 | 578336 |
| | V 35 | 578604 |
| | V 12 45° (PR-2B)[3)] | 574502 |
| | V 15 45° (PR-2B)[3)] | 574504 |
| | V 18 45° (PR-2B)[3)] | 574506 |
| | V 22 45° (PR-2B)[3)] | 574508 |
| | V 28 45° (PR-2B)[3)] | 574510 |
| | V 35 45° (PR-2B)[3)] | 574512 |
| SANHA-NiroSan- | SA 15 | 578514 |
| Presssystem | SA 18 | 578518 |
| Serie 9000 | SA 22 | 578520 |
| | SA 28 | 578522 |
| | M 15[1)] | 578312 |
| | M 18[1)] | 578314 |
| | M 22[1)] | 578316 |
| | M 28 | 578318 |
| | M 35 | 578390 |
| | M 15 45° (PR-2B)[3)] | 574522 |
| | M 18 45° (PR-2B)[3)] | 574524 |
| | M 22 45° (PR-2B)[3)] | 574526 |
| | M 28 45° (PR-2B)[3)] | 574528 |
| | M 35 45° (PR-2B)[3)] | 574530 |
| | V 15[1)] | 578328 |
| | V 18[1)] | 578332 |
| | V 22[1)] | 578334 |
| | V 28 | 578336 |
| | V 35 | 578604 |
| | V 15 45° (PR-2B)[3)] | 574504 |
| | V 18 45° (PR-2B)[3)] | 574506 |
| | V 22 45° (PR-2B)[3)] | 574508 |
| | V 28 45° (PR-2B)[3)] | 574510 |
| | V 35 45° (PR-2B)[3)] | 574512 |

| System | Pressing contour | Art.-No. |
|---|---|---|
| SANHA-NiroSan-Presssystem Serie 19000 (silicone free) | SA 15 | 578514 |
| | SA 18 | 578518 |
| | SA 22 | 578520 |
| | SA 28 | 578522 |
| | M 15 [1] | 578312 |
| | M 18 [1] | 578314 |
| | M 22 [1] | 578316 |
| | M 28 | 578318 |
| | M 35 | 578390 |
| | M 15 45° (PR-2B) [3] | 574522 |
| | M 18 45° (PR-2B) [3] | 574524 |
| | M 22 45° (PR-2B) [3] | 574526 |
| | M 28 45° (PR-2B) [3] | 574528 |
| | M 35 45° (PR-2B) [3] | 574530 |
| | V 15 [1] | 578328 |
| | V 18 [1] | 578332 |
| | V 22 [1] | 578334 |
| | V 28 | 578336 |
| | V 35 | 578604 |
| | V 15 45° (PR-2B) [3] | 574504 |
| | V 18 45° (PR-2B) [3] | 574506 |
| | V 22 45° (PR-2B) [3] | 574508 |
| | V 28 45° (PR-2B) [3] | 574510 |
| | V 35 45° (PR-2B) [3] | 574512 |
| SANHA-NiroSan-Presssystem Gas Serie 17000 | SA 15 | 578514 |
| | SA 18 | 578518 |
| | SA 22 | 578520 |
| | SA 28 | 578522 |
| | M 15 [1] | 578312 |
| | M 18 [1] | 578314 |
| | M 22 [1] | 578316 |
| | M 28 | 578318 |
| | M 35 | 578390 |
| | M 15 45° (PR-2B) [3] | 574522 |
| | M 18 45° (PR-2B) [3] | 574524 |
| | M 22 45° (PR-2B) [3] | 574526 |
| | M 28 45° (PR-2B) [3] | 574528 |
| | M 35 45° (PR-2B) [3] | 574530 |
| | V 15 [1] | 578328 |
| | V 18 [1] | 578332 |
| | V 22 [1] | 578334 |
| | V 28 | 578336 |
| | V 35 | 578604 |
| | V 15 45° (PR-2B) [3] | 574504 |
| | V 18 45° (PR-2B) [3] | 574506 |
| | V 22 45° (PR-2B) [3] | 574508 |
| | V 28 45° (PR-2B) [3] | 574510 |
| | V 35 45° (PR-2B) [3] | 574512 |
| SANHA-Pressfittings Serie 6000/ Serie 8000 | SA 12 | 578510 |
| | SA 14 | 578512 |
| | SA 15 | 578514 |
| | SA 16 | 578516 |
| | SA 18 | 578518 |
| | SA 22 | 578520 |
| | SA 28 | 578522 |
| | M 12 | 578310 |
| | M 15 [1] | 578312 |
| | M 18 [1] | 578314 |
| | M 22 [1] | 578316 |
| | M 28 | 578318 |
| | M 35 | 578390 |
| | M 12 45° (PR-2B) [3] | 574520 |
| | M 15 45° (PR-2B) [3] | 574522 |
| | M 18 45° (PR-2B) [3] | 574524 |
| | M 22 45° (PR-2B) [3] | 574526 |
| | M 28 45° (PR-2B) [3] | 574528 |
| | M 35 45° (PR-2B) [3] | 574530 |
| | V 12 | 578324 |
| | V 14 | 578326 |
| | VG 14 | 578338 |
| | V 15 [1] | 578328 |
| | V 16 | 578330 |
| | VG 16 | 578340 |
| | V 18 [1] | 578332 |
| | V 22 [1] | 578334 |
| | V 28 | 578336 |
| | V 35 | 578604 |
| | V 12 45° (PR-2B) [3] | 574502 |
| | V 15 45° (PR-2B) [3] | 574504 |
| | V 18 45° (PR-2B) [3] | 574506 |
| | V 22 45° (PR-2B) [3] | 574508 |
| | V 28 45° (PR-2B) [3] | 574510 |
| | V 35 45° (PR-2B) [3] | 574512 |

| System | Pressing contour | Art.-No. |
|---|---|---|
| SANHA-Pressfittings Gas Serie 10000/ Serie 11000 | SA 12 | 578510 |
| | SA 14 | 578512 |
| | SA 15 | 578514 |
| | SA 16 | 578516 |
| | SA 18 | 578518 |
| | SA 22 | 578520 |
| | SA 28 | 578522 |
| | M 12 | 578310 |
| | M 15 [1] | 578312 |
| | M 18 [1] | 578314 |
| | M 22 [1] | 578316 |
| | M 28 | 578318 |
| | M 35 | 578390 |
| | M 12 45° (PR-2B) [3] | 574520 |
| | M 15 45° (PR-2B) [3] | 574522 |
| | M 18 45° (PR-2B) [3] | 574524 |
| | M 22 45° (PR-2B) [3] | 574526 |
| | M 28 45° (PR-2B) [3] | 574528 |
| | M 35 45° (PR-2B) [3] | 574530 |
| | V 12 | 578324 |
| | V 14 | 578326 |
| | VG 16 | 578340 |
| | V 15 [1] | 578328 |
| | V 16 | 578330 |
| | VG 16 | 578340 |
| | V 18 [1] | 578332 |
| | V 22 [1] | 578334 |
| | V 28 | 578336 |
| | V 35 | 578604 |
| | V 12 45° (PR-2B) [3] | 574502 |
| | V 15 45° (PR-2B) [3] | 574504 |
| | V 18 45° (PR-2B) [3] | 574506 |
| | V 22 45° (PR-2B) [3] | 574508 |
| | V 28 45° (PR-2B) [3] | 574510 |
| | V 35 45° (PR-2B) [3] | 574512 |
| SANHA-Pressfittings Solar Serie 12000/ Serie 13000 | SA 12 | 578510 |
| | SA 15 | 578514 |
| | SA 18 | 578518 |
| | SA 22 | 578520 |
| | SA 28 | 578522 |
| | M 12 | 578310 |
| | M 15 [1] | 578312 |
| | M 18 [1] | 578314 |
| | M 22 [1] | 578316 |
| | M 28 | 578318 |
| | M 35 | 578390 |
| | M 12 45° (PR-2B) [3] | 574520 |
| | M 15 45° (PR-2B) [3] | 574522 |
| | M 18 45° (PR-2B) [3] | 574524 |
| | M 22 45° (PR-2B) [3] | 574526 |
| | M 28 45° (PR-2B) [3] | 574528 |
| | M 35 45° (PR-2B) [3] | 574530 |
| | V 12 | 578324 |
| | V 15 [1] | 578328 |
| | V 18 [1] | 578332 |
| | V 22 [1] | 578334 |
| | V 28 | 578336 |
| | V 35 | 578604 |
| | V 12 45° (PR-2B) [3] | 574502 |
| | V 15 45° (PR-2B) [3] | 574504 |
| | V 18 45° (PR-2B) [3] | 574506 |
| | V 22 45° (PR-2B) [3] | 574508 |
| | V 28 45° (PR-2B) [3] | 574510 |
| | V 35 45° (PR-2B) [3] | 574512 |
| SANHA-Pressfittings Air Serie 14000/ Serie 15000 | SA 12 | 578510 |
| | SA 15 | 578514 |
| | SA 18 | 578518 |
| | SA 22 | 578520 |
| | SA 28 | 578522 |
| | M 12 | 578310 |
| | M 15 [1] | 578312 |
| | M 18 [1] | 578314 |
| | M 22 [1] | 578316 |
| | M 28 | 578318 |
| | M 35 | 578390 |
| | M 12 45° (PR-2B) [3] | 574520 |
| | M 15 45° (PR-2B) [3] | 574522 |
| | M 18 45° (PR-2B) [3] | 574524 |
| | M 22 45° (PR-2B) [3] | 574526 |
| | M 28 45° (PR-2B) [3] | 574528 |
| | M 35 45° (PR-2B) [3] | 574530 |
| | V 12 | 578324 |
| | V 15 [1] | 578328 |
| | V 18 [1] | 578332 |
| | V 22 [1] | 578334 |
| | V 28 | 578336 |
| | V 35 | 578604 |
| | V 12 45° (PR-2B) [3] | 574502 |
| | V 15 45° (PR-2B) [3] | 574504 |
| | V 18 45° (PR-2B) [3] | 574506 |
| | V 22 45° (PR-2B) [3] | 574508 |
| | V 28 45° (PR-2B) [3] | 574510 |
| | V 35 45° (PR-2B) [3] | 574512 |

| System | Pressing contour | Art.-No. |
|---|---|---|
| SANHA-Pressfittings Industrie Serie 18000 | SA 12 | 578510 |
| | SA 15 | 578514 |
| | SA 18 | 578518 |
| | SA 22 | 578520 |
| | SA 28 | 578522 |
| | M 12 | 578310 |
| | M 15 [1] | 578312 |
| | M 18 [1] | 578314 |
| | M 22 [1] | 578316 |
| | M 28 | 578318 |
| | M 35 | 578390 |
| | M 12 45° (PR-2B) [3] | 574520 |
| | M 15 45° (PR-2B) [3] | 574522 |
| | M 18 45° (PR-2B) [3] | 574524 |
| | M 22 45° (PR-2B) [3] | 574526 |
| | M 28 45° (PR-2B) [3] | 574528 |
| | M 35 45° (PR-2B) [3] | 574530 |
| | V 12 | 578324 |
| | V 15 [1] | 578328 |
| | V 18 [1] | 578332 |
| | V 22 [1] | 578334 |
| | V 28 | 578336 |
| | V 35 | 578604 |
| | V 12 45° (PR-2B) [3] | 574502 |
| | V 15 45° (PR-2B) [3] | 574504 |
| | V 18 45° (PR-2B) [3] | 574506 |
| | V 22 45° (PR-2B) [3] | 574508 |
| | V 28 45° (PR-2B) [3] | 574510 |
| | V 35 45° (PR-2B) [3] | 574512 |
| SANHA PURAPRESS Serie 80000 | SA 12 | 578510 |
| | SA 15 | 578514 |
| | SA 18 | 578518 |
| | SA 22 | 578520 |
| | SA 28 | 578522 |
| | M 12 [1] | 578310 |
| | M 15 [1] | 578312 |
| | M 18 [1] | 578314 |
| | M 22 [1] | 578316 |
| | M 28 [1] | 578318 |
| | M 12 45° (PR-2B) [3] | 574520 |
| | M 15 45° (PR-2B) [3] | 574522 |
| | M 18 45° (PR-2B) [3] | 574524 |
| | M 22 45° (PR-2B) [3] | 574526 |
| | M 28 45° (PR-2B) [3] | 574528 |
| | V 12 | 578324 |
| | V 15 [1] | 578328 |
| | V 18 [1] | 578332 |
| | V 22 [1] | 578334 |
| | V 28 | 578336 |
| | V 12 45° (PR-2B) [3] | 574502 |
| | V 15 45° (PR-2B) [3] | 574504 |
| | V 18 45° (PR-2B) [3] | 574506 |
| | V 22 45° (PR-2B) [3] | 574508 |
| | V 28 45° (PR-2B) [3] | 574510 |
| SANHA-Therm Serie 24000 | SA 12 | 578510 |
| | SA 15 | 578514 |
| | SA 18 | 578518 |
| | SA 22 | 578520 |
| | SA 28 | 578522 |
| | M 12 | 578310 |
| | M 15 [1] | 578312 |
| | M 18 [1] | 578314 |
| | M 22 [1] | 578316 |
| | M 28 | 578318 |
| | M 35 | 578390 |
| | M 12 45° (PR-2B) [3] | 574520 |
| | M 15 45° (PR-2B) [3] | 574522 |
| | M 18 45° (PR-2B) [3] | 574524 |
| | M 22 45° (PR-2B) [3] | 574526 |
| | M 28 45° (PR-2B) [3] | 574528 |
| | M 35 45° (PR-2B) [3] | 574530 |
| | V 12 | 578324 |
| | V 15 [1] | 578328 |
| | V 18 [1] | 578332 |
| | V 22 [1] | 578334 |
| | V 28 | 578336 |
| | V 35 | 578604 |
| | V 12 45° (PR-2B) [3] | 574502 |
| | V 15 45° (PR-2B) [3] | 574504 |
| | V 18 45° (PR-2B) [3] | 574506 |
| | V 22 45° (PR-2B) [3] | 574508 |
| | V 28 45° (PR-2B) [3] | 574510 |
| | V 35 45° (PR-2B) [3] | 574512 |

Pressfitting systems for gas installations must only be pressed with REMS pressing tongs Mini/pressing rings which are highlighted in yellow.
Observe the national regulations.

[1] Only pressing tongs from designation “108” (1st quarter of 2008), “208” (2nd quarter of 2008) etc. can be used. The designation is stamped on every pressing jaw.

[2] For taking suitable pressing inserts.

[3] An adapter tong is required for driving pressing rings (PR), see page 134.

The suitability of REMS pressing tools for pressfitting systems: Date 28.10.2013. For the updated situation regarding suitability status check our website: www.rems.de → Downloads → Product catalogues, brochures → REMS Catalogue.
Pressing tongs for additional pressfitting systems on request.

| System | Pressing contour | Art.-No. |
|---|---|---|
| SATEC SK VITerm | TH 16 | 578352 |
| | TH 18 | 578356 |
| | TH 20 | 578358 |
| | TH 26 | 578362 |
| | TH 32 | 578364 |
| | U 40 | 578386 |
| Schlösser EUROPRESS-SYSTEM | TH 16 | 578352 |
| | TH 20 | 578358 |
| | TH 26 | 578362 |
| | TH 32 | 578364 |
| SCHÜTZ EHT rOpress | TH 14 | 578348 |
| | TH 16 | 578352 |
| | TH 20 | 578358 |
| | TH 26 | 578362 |
| | TH 32 | 578364 |
| Schwer Fittings AQUApress | M 12 | 578310 |
| | M 15 | 578312 |
| | M 18 | 578314 |
| | M 22 | 578316 |
| | M 28 | 578318 |
| | M 35 | 578390 |
| Seppelfricke HENCO PRESS | TH 16 | 578352 |
| | TH 20 | 578358 |
| | TH 26 | 578362 |
| Seppelfricke Sudopress Edelstahl Visu-Control | V 15 | 578328 |
| | V 18 | 578332 |
| | V 22 | 578334 |
| | V 28 | 578336 |
| | V 35 | 578604 |
| Seppelfricke Sudopress Kupfer Visu-Control | V 12 | 578324 |
| | V 15 | 578328 |
| | V 18 | 578332 |
| | V 22 | 578334 |
| | V 28 | 578336 |
| | V 35 | 578604 |
| Seppelfricke Sudopress Kupfer Visu-Control Gas | V 15 | 578328 |
| | V 18 | 578332 |
| | V 22 | 578334 |
| | V 28 | 578336 |
| | V 35 | 578604 |
| Seppelfricke Sudopress Kupfer Visu-Control Solar | V 15 | 578328 |
| | V 18 | 578332 |
| | V 22 | 578334 |
| Seppelfricke Sudopress SKIN Visu-control | TH 14 | 578348 |
| | TH 16 | 578352 |
| | TH 18 | 578356 |
| | TH 20 | 578358 |
| | TH 26 | 578362 |
| | THL 32 | 578368 |
| | TH 40 | 578624 |
| Seppelfricke XPress C-Stahl | M 12 | 578310 |
| | M 15 | 578312 |
| | M 18[1)] | 578314 |
| | M 22 | 578316 |
| | M 28[1)] | 578318 |
| | M 35 | 578390 |
| Seppelfricke XPress Edelstahl | M 15 | 578312 |
| | M 18[1)] | 578314 |
| | M 22 | 578316 |
| | M 28[1)] | 578318 |
| | M 35 | 578390 |
| Seppelfricke XPress Kupfer | M 12 | 578310 |
| | M 15 | 578312 |
| | M 18[1)] | 578314 |
| | M 22 | 578316 |
| | M 28[1)] | 578318 |
| | M 35 | 578390 |
| Seppelfricke XPress Kupfer gas | M 15 | 578312 |
| | M 18[1)] | 578314 |
| | M 22 | 578316 |
| | M 28[1)] | 578318 |
| SESTA SESTA GAS | TH 14 | 578348 |
| | TH 16 | 578352 |
| | TH 20 | 578358 |
| | TH 26 | 578362 |
| | TH 32 | 578364 |
| SESTA sistema multistrato | H 16 | 578400 |
| | H 20 | 578406 |
| | TH 14 | 578348 |
| | TH 16 | 578352 |
| | TH 18 | 578356 |
| | TH 20 | 578358 |
| | TH 26 | 578362 |
| | TH 32 | 578364 |
| | TH 40 | 578624 |
| | U 16 | 578374 |
| | U 20 | 578378 |
| SIKO TYPRO | H 26 | 578410 |
| | TH 16 | 578352 |
| | TH 18 | 578356 |
| | TH 20 | 578358 |
| | TH 26 | 578362 |

| System | Pressing contour | Art.-No. |
|---|---|---|
| SIKO TYROTHERM | TH 14 | 578348 |
| | TH 16 | 578352 |
| | TH 18 | 578356 |
| | TH 20 | 578358 |
| | TH 26 | 578362 |
| SLOVARM PEX-THERM | U 16 | 578374 |
| | U 20 | 578378 |
| | H 26 | 578410 |
| | U 32 | 578382 |
| | H 16 | 578400 |
| | H 20 | 578406 |
| | H 26 | 578410 |
| | H 32 | 578412 |
| Standard Hidráulica MultiStandard | U 16 | 578374 |
| | U 18 | 578376 |
| | U 20 | 578378 |
| | U 25 | 578380 |
| | U 32 | 578382 |
| STELBI POLIKRAFT | TH 14 | 578348 |
| | TH 16 | 578352 |
| | TH 18 | 578356 |
| | TH 20 | 578358 |
| | TH 26 | 578362 |
| | TH 32 | 578364 |
| Systerm WELCO-Gas | H 16 A | 578420 |
| | H 20 A | 578426 |
| | H 26 A | 578430 |
| | H 32 A | 578432 |
| Systerm WELCO-Flex | H 14 A | 578418 |
| | H 16 A | 578420 |
| | H 17 A | 578422 |
| | H 20 A | 578426 |
| | H 26 A | 578430 |
| | H 32 A | 578432 |
| Systerm WELCO-Teck | H 16 A | 578420 |
| | H 20 A | 578426 |
| | H 26 A | 578430 |
| TERMICALINE Termipex | B 16 | 578468 |
| | B 20 | 578472 |
| | B 26 | 578474 |
| | B 32 | 578476 |
| | H 16 | 578400 |
| | H 20 | 578406 |
| | TH 16 | 578352 |
| | TH 20 | 578358 |
| | TH 26 | 578362 |
| | TH 32 | 578364 |
| | U 16 | 578374 |
| | U 20 | 578378 |
| TermoConcept TC-PRESS | Basic E01[2)] | 578618 |
| THERMOLUTZ acular/rapid | H 14 | 578398 |
| | H 16 | 578400 |
| | H 17 | 578402 |
| TE-SA TE-SA press serie 800 | TH 14 | 578348 |
| | TH 16 | 578352 |
| | TH 18 | 578356 |
| | TH 20 | 578358 |
| | TH 26 | 578362 |
| | TH 32 | 578364 |
| | TH 40 | 578624 |
| THISA Thisa multiplus | RFz 16 | 578492 |
| | RFz 20 | 578494 |
| | RFz 25 | 578496 |
| | RFz 32 | 578498 |
| | U 16 | 578374 |
| | U 18 | 578376 |
| | U 20 | 578378 |
| | U 25 | 578380 |
| | U 32 | 578382 |
| | U 40 | 578386 |
| THISA Thisa Pex | RFz 16 | 578492 |
| | RFz 20 | 578494 |
| | RFz 25 | 578496 |
| | RFz 32 | 578498 |
| | U 16 | 578374 |
| | U 20 | 578378 |
| | U 25 | 578380 |
| | U 32 | 578382 |
| TIEMME COBRAPRESS | TH 14 | 578348 |
| | TH 16 | 578352 |
| | TH 18 | 578356 |
| | TH 20 | 578358 |
| | TH 25 | 578360 |
| | TH 26 | 578362 |
| | THL 32 | 578368 |
| | TH 40 | 578624 |
| TIEMME Serie 1700 PE-X a pressare | RFz 16 | 578492 |
| | RFz 20 | 578494 |
| | RFz 25 | 578496 |
| | RFz 32 | 578498 |
| TIEMME TIEMME Gas | TH 16 | 578352 |
| | TH 20 | 578358 |
| | TH 26 | 578362 |
| | THL 32 | 578368 |

| System | Pressing contour | Art.-No. |
|---|---|---|
| TKM Systemtechnik | TH 14 | 578348 |
| | TH 16 | 578352 |
| | TH 20 | 578358 |
| | TH 26 | 578362 |
| | TH 32 | 578364 |
| | TH 40 | 578624 |
| TRA MULTITRAPRESS | U 16 | 578374 |
| | U 18 | 578376 |
| | U 20 | 578378 |
| | U 25 | 578380 |
| | U 32 | 578382 |
| | U 40 | 578386 |
| TRA TRAPRESS | H 12 | 578396 |
| | H 16 | 578400 |
| | H 20 | 578406 |
| | H 25 | 578408 |
| | H 32 | 578412 |
| | RFz 12 | 578490 |
| | RFz 16 | 578492 |
| | RFz 20 | 578494 |
| | RFz 25 | 578496 |
| | RFz 32 | 578498 |
| Tréfimétaux Qtec | TH 14 | 578348 |
| | TH 16 | 578352 |
| | TH 20 | 578358 |
| TWEETOP | U 16 | 578374 |
| | U 20 | 578378 |
| | U 25 | 578380 |
| | U 32 | 578382 |
| | U 40 | 578386 |
| UNICAL AG MAX MULTIPEX | U 16 | 578374 |
| | U 20 | 578378 |
| | H 26 | 578410 |
| | U 32 | 578382 |
| UNIDELTA DeltAll | TH 16 | 578352 |
| | TH 20 | 578358 |
| | TH 26 | 578362 |
| | TH 32 | 578364 |
| | TH 40 | 578624 |
| | H 16 | 578400 |
| | H 20 | 578406 |
| | H 26 | 578410 |
| | H 32 | 578412 |
| | U 16 | 578374 |
| | U 20 | 578378 |
| | U 32 | 578382 |
| | U 40 | 578386 |
| Uponor Unipipe | U 14 | 578372 |
| | U 16 | 578374 |
| | U 18 | 578376 |
| | U 20 | 578378 |
| | U 25 | 578380 |
| | U 32 | 578382 |
| | U 40 | 578386 |
| Uponor MLC | UP 14 | 578576 |
| | UP 16 | 578578 |
| | UP 18 | 578580 |
| | UP 20 | 578582 |
| | UP 25 | 578584 |
| | UP 32 | 578586 |
| Uponor MLC-D | UP 16 | 578578 |
| | UP 20 | 578582 |
| | UP 25 | 578584 |
| | U 32 | 578382 |
| | U 40 | 578386 |
| Uponor MLC-G | UP 20 | 578582 |
| | UP 25 | 578584 |
| | UP 32 | 578586 |
| Valsir PEXAL | H 14 | 578398 |
| | H 16 | 578400 |
| | H 20 | 578406 |
| | H 26 | 578410 |
| | H 32 V | 578602 |
| Valsir PEXAL Gas | H 14 | 578398 |
| | H 16 | 578400 |
| | H 20 | 578406 |
| | H 26 | 578410 |
| Van Marcke Log. Tu-Bi-Pex | TH 16 | 578352 |
| | TH 17 | 578354 |
| | TH 20 | 578358 |
| | TH 26 | 578362 |
| | TH 32 | 578364 |
| | TH 40 | 578624 |
| Van Marcke Log. Tu-Bi-Press | M 12 | 578310 |
| | M 15 | 578312 |
| | M 18 | 578314 |
| | M 22 | 578316 |
| | M 28 | 578318 |
| | M 35 | 578390 |
| | M 12 45° (PR-2B)[3)] | 574520 |
| | M 15 45° (PR-2B)[3)] | 574522 |
| | M 18 45° (PR-2B)[3)] | 574524 |
| | M 22 45° (PR-2B)[3)] | 574526 |
| | M 28 45° (PR-2B)[3)] | 574528 |
| | M 35 45° (PR-2B)[3)] | 574530 |

# REMS pressing tongs Mini
# REMS pressing rings



| System | Pressing contour | Art.-No. |
|---|---|---|
| Variotherm | TH 11,6 | 578344 |
| System TH | TH 16 | 578352 |
| Viega Pexfit Fosta | VX 16 | 578552 |
| | VX 20 | 578554 |
| | VX 25 | 578556 |
| Viega Pexfit | VX 16 | 578552 |
| Fosta G | VX 20 | 578554 |
| | VX 25 | 578556 |
| Viega Pexfit Plus | VX 12 | 578550 |
| | VX 16 | 578552 |
| | VX 20 | 578554 |
| Viega Pexfit | VX 16 | 578552 |
| Pro Fosta | VX 20 | 578554 |
| | VX 25 | 578556 |
| Viega Pexfit | VX 16 | 578552 |
| Pro Plus | VX 20 | 578554 |
| Viega Prestabo | V 12 | 578324 |
| | V 15 | 578328 |
| | V 18 | 578332 |
| | V 22 | 578334 |
| | V 28 | 578336 |
| | V 35 | 578604 |
| | V 12 45° (PR-2B)[3] | 574502 |
| | V 15 45° (PR-2B)[3] | 574504 |
| | V 18 45° (PR-2B)[3] | 574506 |
| | V 22 45° (PR-2B)[3] | 574508 |
| | V 28 45° (PR-2B)[3] | 574510 |
| | V 35 45° (PR-2B)[3] | 574512 |
| Viega Profipress | V 12 | 578324 |
| | VG 14 | 578338 |
| | V 15 | 578328 |
| | VG 16 | 578340 |
| | V 18 | 578332 |
| | V 22 | 578334 |
| | V 28 | 578336 |
| | V 35 | 578604 |
| | V 12 45° (PR-2B)[3] | 574502 |
| | V 15 45° (PR-2B)[3] | 574504 |
| | V 18 45° (PR-2B)[3] | 574506 |
| | V 22 45° (PR-2B)[3] | 574508 |
| | V 28 45° (PR-2B)[3] | 574510 |
| | V 35 45° (PR-2B)[3] | 574512 |
| Viega | V 12 | 578324 |
| Profipress G | V 15 | 578328 |
| | V 18 | 578332 |
| | V 22 | 578334 |
| | V 28 | 578336 |
| | V 35 | 578604 |
| | V 12 45° (PR-2B)[3] | 574502 |
| | V 15 45° (PR-2B)[3] | 574504 |
| | V 18 45° (PR-2B)[3] | 574506 |
| | V 22 45° (PR-2B)[3] | 574508 |
| | V 28 45° (PR-2B)[3] | 574510 |
| | V 35 45° (PR-2B)[3] | 574512 |
| Viega | V 12 | 578324 |
| Profipress S | V 15 | 578328 |
| | V 18 | 578332 |
| | V 22 | 578334 |
| | V 28 | 578336 |
| | V 35 | 578604 |
| | V 12 45° (PR-2B)[3] | 574502 |
| | V 15 45° (PR-2B)[3] | 574504 |
| | V 18 45° (PR-2B)[3] | 574506 |
| | V 22 45° (PR-2B)[3] | 574508 |
| | V 28 45° (PR-2B)[3] | 574510 |
| | V 35 45° (PR-2B)[3] | 574512 |
| Viega | V 12 | 578324 |
| Profipress Therm | V 15 | 578328 |
| | V 18 | 578332 |
| | V 22 | 578334 |
| | V 12 45° (PR-2B)[3] | 574502 |
| | V 15 45° (PR-2B)[3] | 574504 |
| | V 18 45° (PR-2B)[3] | 574506 |
| | V 22 45° (PR-2B)[3] | 574508 |
| Viega ProPress | VUS ½" (OD 15,88 mm) | 578566 |
| System USA | VUS ¾" (OD 22,22 mm) | 578568 |
| | VUS 1" (OD 28,58 mm) | 578570 |
| | VUS 1¼" (OD 34,93 mm) | 578606 |
| Viega Propress | VAU 15 (OD 12,7 mm) | 578630 |
| WATER System | VAU 20 (OD 19,1 mm) | 578632 |
| AUS | VAU 25 (OD 25,4 mm) | 578634 |
| | VAU 32 (OD 31,8 mm) | 578636 |

| System | Pressing contour | Art.-No. |
|---|---|---|
| Viega PropressG | VAU 15 (OD 12,7 mm) | 578630 |
| GAS System | VAU 20 (OD 19,1 mm) | 578632 |
| AUS | VAU 25 (OD 25,4 mm) | 578634 |
| | VAU 32 (OD 31,8 mm) | 578636 |
| Viega | VP 16 | 578482 |
| Sanfix Fosta | VP 20 | 578484 |
| | VP 25 | 578486 |
| | VP 32 | 578488 |
| Viega | VP 16 | 578482 |
| Sanfix Plus | VP 20 | 578484 |
| Viega Sanpress | V 12 | 578324 |
| | V 15 | 578328 |
| | V 18 | 578332 |
| | V 22 | 578334 |
| | V 28 | 578336 |
| | V 35 | 578604 |
| | V 12 45° (PR-2B)[3] | 574502 |
| | V 15 45° (PR-2B)[3] | 574504 |
| | V 18 45° (PR-2B)[3] | 574506 |
| | V 22 45° (PR-2B)[3] | 574508 |
| | V 28 45° (PR-2B)[3] | 574510 |
| | V 35 45° (PR-2B)[3] | 574512 |
| Viega | V 15 | 578328 |
| Sanpress Inox | V 18 | 578332 |
| | V 22 | 578334 |
| | V 28 | 578336 |
| | V 35 | 578604 |
| | V 15 45° (PR-2B)[3] | 574504 |
| | V 18 45° (PR-2B)[3] | 574506 |
| | V 22 45° (PR-2B)[3] | 574508 |
| | V 28 45° (PR-2B)[3] | 574510 |
| | V 35 45° (PR-2B)[3] | 574512 |
| Viega | V 15 | 578328 |
| Sanpress Inox G | V 18 | 578332 |
| | V 22 | 578334 |
| | V 28 | 578336 |
| | V 35 | 578604 |
| | V 15 45° (PR-2B)[3] | 574504 |
| | V 18 45° (PR-2B)[3] | 574506 |
| | V 22 45° (PR-2B)[3] | 574508 |
| | V 28 45° (PR-2B)[3] | 574510 |
| | V 35 45° (PR-2B)[3] | 574512 |
| Viessmann | TH 14 | 578348 |
| | TH 16 | 578352 |
| | TH 20 | 578358 |
| | TH 26 | 578362 |
| | TH 32 | 578364 |
| VSH MultiPress | U 14 | 578372 |
| | U 16 | 578374 |
| | U 20 | 578378 |
| | U 25 | 578380 |
| | U 32 | 578382 |
| | U 40 | 578386 |
| VSH | M 12 | 578310 |
| XPress Carbon | M 15 | 578312 |
| | M 18[1] | 578314 |
| | M 22 | 578316 |
| | M 28[1] | 578318 |
| | M 35 | 578390 |
| VSH | M 15 | 578312 |
| XPress Copper | M 18[1] | 578314 |
| | M 22 | 578316 |
| | M 28[1] | 578318 |
| | M 35 | 578390 |
| VSH | M 15 | 578312 |
| XPress Copper | M 18[1] | 578314 |
| GAS | M 22 | 578316 |
| | M 28[1] | 578318 |
| VSH | M 15 | 578312 |
| XPress Copper | M 18[1] | 578314 |
| Solar | M 22 | 578316 |
| | M 28[1] | 578318 |
| | M 35 | 578390 |
| VSH | M 15 | 578312 |
| XPress Stainless | M 18[1] | 578314 |
| | M 22 | 578316 |
| | M 28[1] | 578318 |
| | M 35 | 578390 |
| Walter Meier | U 16 | 578374 |
| Metalplast | U 18 | 578376 |
| | U 20 | 578378 |
| | U 25 | 578380 |
| | U 32 | 578382 |
| | U 40 | 578386 |

| System | Pressing contour | Art.-No. |
|---|---|---|
| Watts MTR | TH 16 | 578352 |
| Art press | TH 20 | 578358 |
| | TH 26 | 578362 |
| | TH 32 | 578364 |
| WATTS | US ⅜" | 578534 |
| RADIANT | US ½" | 578536 |
| Watts WaterPEX | US ¾" | 578538 |
| | US 1" | 578540 |
| WATTS | US ⅜" | 578534 |
| RADIANT | US ½" | 578536 |
| Watts | US ¾" | 578538 |
| RadiantPEX | US 1" | 578540 |
| WATTS | U 16 (½") | 578374 |
| RADIANT | U 20 (⅝") | 578378 |
| Watts | U 25 (¾") | 578380 |
| RadiantPEX-AL | U 32 (1") | 578382 |
| Wavin | U 14 | 578372 |
| Tigris K1 | U 16 | 578374 |
| | U 20 | 578378 |
| | U 25 | 578380 |
| | U 32 | 578382 |
| | U 40 | 578386 |
| Wavin | U 14 | 578372 |
| Tigris M1 | U 16 | 578374 |
| | U 20 | 578378 |
| | U 25 | 578380 |
| | U 32 | 578382 |
| | U 40 | 578386 |
| WeeConPress | M 12 | 578310 |
| Alu | M 15 | 578312 |
| | M 18 | 578314 |
| | M 22 | 578316 |
| | M 28 | 578318 |
| | M 35 | 578390 |
| | M 12 45° (PR-2B)[3] | 574520 |
| | M 15 45° (PR-2B)[3] | 574522 |
| | M 18 45° (PR-2B)[3] | 574524 |
| | M 22 45° (PR-2B)[3] | 574526 |
| | M 28 45° (PR-2B)[3] | 574528 |
| | M 35 45° (PR-2B)[3] | 574530 |
| | V 12 | 578324 |
| | V 15 | 578328 |
| | V 18 | 578332 |
| | V 22 | 578334 |
| | V 28 | 578336 |
| | V 35 | 578604 |
| | V 12 45° (PR-2B)[3] | 574502 |
| | V 15 45° (PR-2B)[3] | 574504 |
| | V 18 45° (PR-2B)[3] | 574506 |
| | V 22 45° (PR-2B)[3] | 574508 |
| | V 28 45° (PR-2B)[3] | 574510 |
| | V 35 45° (PR-2B)[3] | 574512 |
| | SA 12 | 578510 |
| | SA 15 | 578514 |
| | SA 18 | 578518 |
| | SA 22 | 578520 |
| | SA 28 | 578522 |
| WeeConPress | M 12 | 578310 |
| C-Stahl | M 15 | 578312 |
| | M 18 | 578314 |
| | M 22 | 578316 |
| | M 28 | 578318 |
| | M 35 | 578390 |
| | M 12 45° (PR-2B)[3] | 574520 |
| | M 15 45° (PR-2B)[3] | 574522 |
| | M 18 45° (PR-2B)[3] | 574524 |
| | M 22 45° (PR-2B)[3] | 574526 |
| | M 28 45° (PR-2B)[3] | 574528 |
| | M 35 45° (PR-2B)[3] | 574530 |
| WeeConPress | M 12 | 578310 |
| Inox | M 15 | 578312 |
| | M 18 | 578314 |
| | M 22 | 578316 |
| | M 28 | 578318 |
| | M 35 | 578390 |
| | M 12 45° (PR-2B)[3] | 574520 |
| | M 15 45° (PR-2B)[3] | 574522 |
| | M 18 45° (PR-2B)[3] | 574524 |
| | M 22 45° (PR-2B)[3] | 574526 |
| | M 28 45° (PR-2B)[3] | 574528 |
| | M 35 45° (PR-2B)[3] | 574530 |

Pressfitting systems for gas installations must only be pressed with REMS pressing tongs Mini/pressing rings which are highlighted in yellow.
Observe the national regulations.

[1] Only pressing tongs from designation “108” (1st quarter of 2008), “208” (2nd quarter of 2008) etc. can be used. The designation is stamped on every pressing jaw.

[2] For taking suitable pressing inserts.

[3] An adapter tong is required for driving pressing rings (PR), see page 134.

The suitability of REMS pressing tools for pressfitting systems: Date 28.10.2013. For the updated situation regarding suitability status check our website:
www.rems.de → Downloads → Product catalogues, brochures → REMS Catalogue.
Pressing tongs for additional pressfitting systems on request.

# REMS pressing tongs Mini
# REMS pressing rings

Accessories for REMS Mini-Press ACC

| System | Pressing contour | Art.-No. |
|---|---|---|
| WeeConPress | M 12 | 578310 |
| Kupfer | M 15 | 578312 |
| | M 18 | 578314 |
| | M 22 | 578316 |
| | M 28 | 578318 |
| | M 35 | 578390 |
| | M 12 45° (PR-2B)[3] | 574520 |
| | M 15 45° (PR-2B)[3] | 574522 |
| | M 18 45° (PR-2B)[3] | 574524 |
| | M 22 45° (PR-2B)[3] | 574526 |
| | M 28 45° (PR-2B)[3] | 574528 |
| | M 35 45° (PR-2B)[3] | 574530 |
| WeeConFlex | TH 16 | 578352 |
| MVR | TH 20 | 578358 |
| | TH 26 | 578362 |
| | TH 32 | 578364 |
| | TH 40 | 578624 |
| WEFA PLASTIC | H 16 | 578400 |
| WEFATHERM- | H 20 | 578406 |
| PRESS | H 26 | 578410 |
| | H 32 | 578412 |
| WEM | H 16 | 578400 |
| | U 16 | 578374 |
| WIELAND | TH 14 | 578348 |
| cuprotherm | TH 16 | 578352 |
| CTX | TH 18 | 578356 |
| | TH 20 | 578358 |
| | TH 26 | 578362 |
| Winkler | TH 14 | 578348 |
| | TH 16 | 578352 |
| | TH 18 | 578356 |
| | TH 20 | 578358 |
| | TH 26 | 578362 |
| | TH 32 | 578364 |
| WKS-Press | TH 14 | 578348 |
| | TH 16 | 578352 |
| | TH 17 | 578354 |
| | TH 20 | 578358 |
| | TH 26 | 578362 |
| | TH 32 | 578364 |
| | TH 40 | 578624 |

| System | Pressing contour | Art.-No. |
|---|---|---|
| XtraConnect | F 16 | 578456 |
| | F 20 | 578460 |
| | F 26 | 578462 |
| | F 32 | 578464 |
| | H 16 | 578400 |
| | H 20 | 578406 |
| | H 26 | 578410 |
| | H 32 | 578412 |
| | TH 16 | 578352 |
| | TH 20 | 578358 |
| | TH 26 | 578362 |
| | TH 32 | 578364 |
| | U 16 | 578374 |
| | U 20 | 578378 |
| (NW 26) | U 25 | 578380 |
| | U 32 | 578382 |
| | VP 16 | 578482 |
| | VP 20 | 578484 |
| | VP 32 | 578488 |
| Zetaesse | TH 14 | 578348 |
| Multistrato | TH 16 | 578352 |
| EUROPEX | TH 18 | 578356 |
| | TH 20 | 578358 |
| | TH 26 | 578362 |
| | TH 32 | 578364 |
| | U 14 | 578372 |
| | U 16 | 578374 |
| | U 18 | 578376 |
| | U 20 | 578378 |
| Zetaesse | TH 14 | 578348 |
| Multistrato | TH 16 | 578352 |
| ISOPEX | TH 18 | 578356 |
| | TH 20 | 578358 |
| | TH 26 | 578362 |
| | TH 32 | 578364 |
| | U 14 | 578372 |
| | U 16 | 578374 |
| | U 18 | 578376 |
| | U 20 | 578378 |

| System | Pressing contour | Art.-No. |
|---|---|---|
| Zetaesse Rame | TH 14 | 578348 |
| HydroSAN | TH 16 | 578352 |
| | TH 20 | 578358 |
| | U 14 | 578372 |
| | U 16 | 578374 |
| | U 20 | 578378 |
| Zetaesse Rame | TH 14 | 578348 |
| ThermoSAN | TH 16 | 578352 |
| | TH 20 | 578358 |
| | U 14 | 578372 |
| | U 16 | 578374 |
| | U 20 | 578378 |
| ZEWOTHERM | TH 12 | 578346 |
| | TH 16 | 578352 |
| | TH 17 | 578354 |
| | TH 18 | 578356 |
| | TH 20 | 578358 |
| | TH 26 | 578362 |
| | TH 32 | 578364 |
| | TH 40 | 578624 |
| ZURN | US ⅜" | 578534 |
| INDUSTRIES | US ½" | 578536 |
| ZURN PEX | US ¾" | 578538 |
| | US 1" | 578540 |



REMS Mini pressing tongs with 2 swivellable monoblock pressing jaws.



REMS pressing ring 45° (PR-2B) with 2 pressing jaws for pressings at places of difficult access, with Mini Z1 adapter tongs.

Pressfitting systems for gas installations must only be pressed with REMS pressing tongs Mini/pressing rings which are highlighted in yellow.
Observe the national regulations.

[1] Only pressing tongs from designation “108” (1st quarter of 2008), “208” (2nd quarter of 2008) etc. can be used. The designation is stamped on every pressing jaw.

[2] For taking suitable pressing inserts.

[3] An adapter tong is required for driving pressing rings (PR), see page 134.

The suitability of REMS pressing tools for pressfitting systems: Date 28.10.2013. For the updated situation regarding suitability status check our website: www.rems.de → Downloads → Product catalogues, brochures → REMS Catalogue.
Pressing tongs for additional pressfitting systems on request.

## Accessories

| Description | Art.-No. | |
|---|---|---|
| **Adapter tong Mini Z1** for driving REMS pressing rings 45° (PR-2B) | 578558 | |
| **Steel case** with insert for adapter tong Mini Z1 and adapter tong Z1 and 6 REMS pressing rings V 12–35 45° (PR-2B) or M 12–35 45° (PR-2B) | 574516 | |
| **Steel case** with insert for 8 pressing tongs Mini/cropping tongs Mini and compartment for pipe cutter up to 42 mm | 578295 | |







# REMS cropping tongs Mini

Accessories for REMS Mini-Press ACC

High performance cropping tongs Mini in forged and specially hardened steel for cutting threaded rods.

Steel, stainless steel up to hardness classification 4.8 (400 N/mm²) M 6 – M 10

## REMS cropping tong Mini – cuts in just 2 seconds!

Made of forged and specially hardened steel.

Reversible cropping inserts for double service life.

M cropping inserts with high precision thread contour machined on CNC machining centres for exact guiding of the threaded rod in the cutting process Pliers parts, cropping inserts and specially machined and hardened cutting edges, made to fit exactly, for cutting without burr

Threaded rod can be screwed into a threaded connection of the pipe clip or the nut without rework after cutting

Cutting device in pliers design **(Patent EP 1 459 825, patent US 7,284,330).** Very compact design and low weight of the REMS Mini cropping tongs due to special arrangement of the cropping tongs connection **(Patent EP 1 952 948)**.

Driven by REMS Mini-Press ACC









German Quality Product



Patent EP 1 952 948
Patent EP 1 459 825
Patent US 7,284,330

## Supply format

**REMS cropping tong Mini.** Cropping tong with 1 pair of reversible cropping inserts for steel, stainless steel, M 6 – M 10. In a carton.

| Description | for threaded rods | Art.-No. |
|---|---|---|
| **REMS cropping tong Mini M 6** | M 6 | 578620 |
| **REMS cropping tong Mini M 8** | M 8 | 578621 |
| **REMS cropping tong Mini M 10** | M 10 | 578622 |

## Accessories

| Description | for threaded rods | Art.-No. |
|---|---|---|
| **Cropping inserts M 6 (pair)** | M 6 | 571891 |
| **Cropping inserts M 8 (pair)** | M 8 | 571896 |
| **Cropping inserts M 10 (pair)** | M 10 | 571866 |
| **Steel case** with insert for 8 pressing tongs Mini/cropping tongs Mini and compartment for pipe cutter up to 42 mm | | 578295 |





# REMS Eco-Press

Manual radial press

Universal, manual radial press for producing pipe pressing joints for all common pressfitting systems.

Pressing joints with plastic and multi-layer composite tubes Ø 10 – 26 mm
Ø ⅜ – 1"

Complete range of REMS pressing tongs for all common pressfitting systems, see page 142 – 158.




## REMS Eco-Press – universal up to Ø 26 mm. Secure crimping in seconds.

### System advantage

Only **one** type of pressing tongs for all REMS radial presses (except REMS Mini-Press ACC) and radial presses of other makes.

All pressing tongs marked by a * have another connection **(Patent EP 1 223 008, Patent US 6,739,172)** and also fit the manual radial press REMS Eco-Press. Thus simple, inexpensive stocking.

### Pressing tongs for all common systems

Complete assortment of REMS pressing tongs for all common pressfitting systems (page 142 – 158). High-compression pressing tongs in forged and specially hardened steel. Pressing contours of REMS pressing tongs are system-specific and correspond to the respective pressfitting system. Thus perfect system-conformity, safe press jointing.

### Design

Compact, handy, light. Drive unit with short tubular arms only 1.6 kg. Works anywhere, free-hand, overhead, in confined areas. Secure seating of pressing tongs through locking pins. Dividable tubular arms for individual adjustment of leverage to accomodate different force demands of different pressfitting systems.

### Pressing operation

A perfect joint is achieved when pressing tongs close completely. Final-lock-positioning, the pressing jaws remain in a closed position until opening. This way, the perfect pressing joint (completely closed pressing jaws) can be observed.

German Quality Product



## Supply format

**REMS Eco-Press drive unit.** Manual radial press with final-lock-positioning for producing pressing joints of plastic and multi-layer composite tubes Ø 10 – 26 mm, Ø ⅜ – 1". For operating with REMS pressing tongs. With dividable tubular arms. In skin package.

| | Art.-No. | |
|---|---|---|
| | 574000 | |




## Accessories

| Description | Art.-No. | |
|---|---|---|
| **REMS pressing tongs/pressing rings** see page 142 – 158. | | |
| **REMS cropping tongs** for threaded rods see page 161. | | |
| **Carrying bag** for drive unit and for 3 pressing tongs | 574436 | |
| **Steel case** with insert for drive unit and for 3 pressing tongs | 574430 | |



# REMS Power-Press SE

Electric radial press

Universal, handy electric tool for producing pipe pressing joints for all common pressfitting systems.

| | |
|---|---|
| Pipe pressing joints | Ø 10–108 mm<br>Ø ⅜–4" |

Complete range of REMS pressing tongs/ pressing rings for all common pressfitting systems, see page 142–158.

**REMS Power-Press SE – universal up to Ø 108 mm.**
**Secure crimping in seconds.**
**Automatic locking of pressing tongs.**

## System advantage

Only **one** type of pressing tongs/pressing rings for all REMS radial presses (except REMS Mini-Press ACC) and radial presses of other makes.

All pressing tongs marked by a * have another connection **(Patent EP 1 223 008, Patent US 6,739,172)** and also fit the manual radial press REMS Eco-Press. Thus simple, inexpensive stocking.

## Pressing tongs/pressing rings for all common systems

Complete assortment of REMS pressing tongs/pressing rings for all common pressfitting systems (page 142–158). High-compression pressing tongs/pressing rings in forged and specially hardened steel. Pressing contours of REMS pressing tongs/pressing rings are system-specific and correspond to the respective press-fitting system. Thus perfect systemconformity, safe press jointing.

## Design

Compact, robust, job site-proven. Small in size, slender design, drive unit only 4.7 kg. Works anywhere, free-hand, overhead, in confined areas. Secure seating of pressing tongs/adapter tongs by automatic locking. Also suitable for other suitable makes of pressing tongs/pressing chains.

## Pressing operation by touch-control

For reliable service, operating and functional safety. A perfect joint is achieved when pressing tongs close completely. The pressing tongs remain in a closed position until machine is switched and runs into reverse. The perfect pressing joint (completely closed pressing jaws) can be observed.

## Drive

Enormous thrust and pressing force for fast and perfect press jointing. Powerful electro-mechanical drive with proven universal motor, 450 W, maintenance-free gear with safety slipping clutch and in-feed system with machine screw spindle. Overload protection. Safety tip switch.

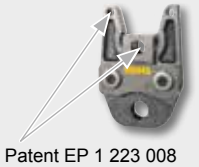

Patent EP 1 223 008
Patent US 6,739,172




Tested by electrosuisse

German Quality Product



## Supply format

**REMS Power-Press SE Basic-Pack.** Electric radial press for producing pressing joints Ø 10–108 mm, Ø ⅜–4". For driving REMS pressing tongs/pressing rings and other suitable makes of pressing tongs/pressing rings. Pressing tongs seat with automatic locking. Electro-mechanical drive with proven universal motor 230 V or 110 V, 50–60 Hz, 450 W, maintenance-free gear with safety slipping clutch and in-feed system with machine screw spindle, overload protection, safety tip switch. In sturdy steel case.

| | Art.-No. | |
|---|---|---|
| | 572111 | |

Other voltages on request.



## Accessories

| Description | Art.-No. | |
|---|---|---|
| **REMS Power-Press SE Drive Unit** | 572101 | |
| **REMS pressing tongs/pressing rings** see page 142–158. | | |
| **REMS cropping tongs** for threaded rods see page 161. | | |
| **REMS cable shear** for electric cable see page 161. | | |
| **Steel case** with insert | 570280 | |






# REMS Power-Press

Electro-hydraulic radial press with switch-off signal

Universal, handy electric tool with switch-off signal for producing pipe pressing joints for all common pressfitting systems.

Pipe pressing joints Ø 10 – 108 mm
Ø ⅜ – 4"

Complete range of REMS pressing tongs/ pressing rings for all common pressfitting systems, see page 142 – 158.




**REMS Power-Press – universal up to Ø 108 mm.**
**Secure crimping in seconds.**
**Automatic locking of pressing tongs.**

## System advantage

Only **one** type of pressing tongs/pressing rings for all REMS radial presses (except REMS Mini-Press ACC) and radial presses of other makes.

All pressing tongs marked by a * have another connection **(Patent EP 1 223 008, Patent US 6,739,172)** and also fit the manual radial press REMS Eco-Press. Thus simple, inexpensive stocking.

## Pressing tongs/pressing rings for all common systems

Complete assortment of REMS pressing tongs/pressing rings for all common pressfitting systems (page 142 – 158). High-compression pressing tongs/pressing rings in forged and specially hardened steel. Pressing contours of REMS pressing tongs/pressing rings are system-specific and correspond to the respective press-fitting system. Thus perfect systemconformity, safe press jointing.

## Design

Compact, robust, job site-proven. Small in size, slender design, drive unit only 4.7 kg. Works anywhere, free-hand, overhead, in confined areas. Ideal weight distribution for single handed operation. Ergonomically designed housing with recessed grip. Swivelling pressing tongs/adapter tongs seat. Secure seating of pressing tongs by automatic locking. Also suitable for other suitable makes of pressing tongs/pressing rings.

## Pressing operation by touch-control

For reliable service, operating and functional safety. A perfect joint is achieved when pressing tongs close completely. Acoustic signal after successful completion of pressing operation. The pressing tongs remain in a closed position until reset button is pushed and releases. This way, the perfect pressing joint (completely closed pressing jaws) can be observed.

## Drive

Enormous thrust and pressing force for fast and perfect press jointing. Powerful electro-hydraulic drive with proven universal motor 450 W, robust planetary gear, eccentric reciprocating pump and compact high power hydraulic system. Safety tip switch.

Tested by electrosuisse

German Quality Product



## Supply format

**REMS Power-Press Basic-Pack.** Electro-hydraulic radial press with switch-off signal for producing pressing joints Ø 10 – 108 mm, Ø ⅜ – 4". For driving REMS pressing tongs/pressing rings and other suitable makes of pressing tongs/press-ing chains. Pressing tongs seat with automatic locking. Electro-hydraulic drive with proven universal motor 230 V or 110 V, 50 – 60 Hz, 450 W, robust planetary gear, eccentric reciprocating pump and compact high power hydraulic system. Safety tip switch. In sturdy steel case.

| | Art.-No. | |
|---|---|---|
| | 577011 | |

Other voltages on request.



Accessories

| Description | Art.-No. | |
|---|---|---|
| **REMS Power-Press Drive Unit** | 577001 | |
| **REMS pressing tongs/pressing rings** see page 142 – 158. | | |
| **REMS cropping tongs** for threaded rods see page 161. | | |
| **REMS cable shear** for electric cable see page 161. | | |
| **Steel case** with insert | 570280 | |





# REMS Power-Press ACC

Electro-hydraulic radial press with automatic retraction

Universal, handy electric tool with automatic circuit control for producing pipe pressing joints for all common pressfitting systems.

| | |
|---|---|
| Pipe pressing joints | Ø 10 – 108 mm<br>Ø ⅜ – 4" |

Complete range of REMS pressing tongs/ pressing rings for all common pressfitting systems, see page 142 – 158.




**REMS Power-Press ACC – universal up to Ø 108 mm. With automatic circuit control. Secure crimping in seconds. Automatic locking of pressing tongs.**

## System advantage

Only **one** type of pressing tongs/pressing rings for all REMS radial presses (except REMS Mini-Press ACC) and radial presses of other makes.

All pressing tongs marked by a * have another connection **(Patent EP 1 223 008, Patent US 6,739,172)** and also fit the manual radial press REMS Eco-Press. Thus simple, inexpensive stocking.

## Pressing tongs/pressing rings for all common systems

Complete assortment of REMS pressing tongs/pressing rings for all common pressfitting systems (page 142 – 158). High-compression pressing tongs/pressing rings in forged and specially hardened steel. Pressing contours of REMS pressing tongs/pressing rings are system-specific and correspond to the respective press-fitting system. Thus perfect systemconformity, safe press jointing.

## Design

Compact, robust, job site-proven. Small in size, slender design, drive unit only 4.7 kg. Works anywhere, free-hand, overhead, in confined areas. Ideal weight distribution for single handed operation. Ergonomically designed housing with recessed grip. Swivelling pressing tongs/adapter tongs seat. Secure seating of pressing tongs by automatic locking. Also suitable for other suitable makes of pressing tongs/pressing rings.

## Pressing operation by touch-control with ACC

For reliable service, operating and functional safety. Automatic retraction after completion of pressing operation (automatic circuit control).

## Drive

Enormous thrust and pressing force for fast and perfect press jointing. Powerful electro-hydraulic drive with proven universal motor 450 W, robust planetary gear, eccentric reciprocating pump and compact high power hydraulic system. Safety tip switch.

Tested by electrosuisse

German Quality Product



## Supply format

**REMS Power-Press ACC Basic-Pack.** Electro-hydraulic radial press with automatic retraction for producing pressing joints Ø 10 – 108 mm, Ø ⅜ – 4". For driving REMS pressing tongs/pressing rings and other suitable makes of pressing tongs/pressing rings. Pressing tongs seat with automatic locking. Electro-hydraulic drive with proven universal motor 230 V or 110 V, 50 – 60 Hz, 450 W, robust planetary gear, eccentric reciprocating pump and compact high power hydraulic system. Safety tip switch. In sturdy steel case.

| | Art.-No. | |
|---|---|---|
| | 577010 | |

Other voltages on request.



Accessories

| Description | Art.-No. | |
|---|---|---|
| **REMS Power-Press ACC Drive Unit** | 577000 | |
| **REMS pressing tongs/pressing rings** see page 142 – 158. | | |
| **REMS cropping tongs** for threaded rods see page 161. | | |
| **REMS cable shear** for electric cable see page 161. | | |
| **Steel case** with insert | 570280 | |





# REMS Akku-Press

Cordless radial press with switch-off signal

Universal, handy electric tool with switch-off signal for producing pipe pressing joints for all common pressfitting systems. For battery and corded operation.

Pipe pressing joints Ø 10–108 mm / Ø ⅜–4

Complete range of REMS pressing tongs/ pressing rings for all common pressfitting systems, see page 142–158.




**REMS Akku-Press Li-Ion – universal up to Ø 108 mm.**
**Secure crimping in seconds.**
**Automatic locking of pressing tongs.**

## System advantage

Only **one** type of pressing tongs/pressing rings for all REMS radial presses (except REMS Mini-Press ACC) and radial presses of other makes.

All pressing tongs marked by a * have another connection **(Patent EP 1 223 008, Patent US 6,739,172)** and also fit the manual radial press REMS Eco-Press. Thus simple, inexpensive stocking.

## Pressing tongs/pressing rings for all common systems

Complete assortment of REMS pressing tongs/pressing rings for all common pressfitting systems (page 142–158). High-compression pressing tongs/pressing rings in forged and specially hardened steel. Pressing contours of REMS pressing tongs/pressing rings are system-specific and correspond to the respective press-fitting system. Thus perfect systemconformity, safe press jointing.

## Design

Compact, handy, light. Drive unit with battery only 4.3 kg. Works anywhere, free-hand, overhead, in confined areas. Optimum weight distribution for single-hand operation. Ergonomically shaped housing with recessed grip. Integrated LED work light for illuminating the work place. Swivelling pressing tongs seat. Secure seating of pressing tongs/adapter tongs by automatic locking. Also suitable for other suitable makes of pressing tongs/pressing rings. For battery and corded operation. Electronic charging status check with flat battery protection and charging status indicator with 2-coloured LED.

## Pressing operation by touch-control

For reliable service, operating and functional safety. A perfect joint is achieved when pressing tongs close completely. Acoustic signal after successful completion of pressing operation. The pressing tongs remain in a closed position until reset button is pushed and releases. This way, the perfect pressing joint (completely closed pressing jaws) can be observed.

## Drive

Enormous thrust and pressing force for fast and perfect press jointing. Powerful electro-hydraulic drive with powerful battery motor 14.4 V, 380 W output, robust planetary gear, eccentric reciprocating pump and compact high power hydraulic system. Safety tip switch.

## Battery or mains operation

Li-Ion PLUS technology. Highly resistant Li-Ion 14.4 V battery with 3.2 Ah capacity, for long service life. Powerful and light. Li-Ion 14.4 V, 3.2 Ah battery for approx. 270 pressings Viega Profipress DN 15 per battery charge. Total discharge and overload protection with single cell monitoring. Temperature monitoring during the charging process. Operating temperature range –10 to +60 °C. No memory effect for maximum battery power. Rapid charger for short charging times.
Li-Ion 230 V voltage supply for mains operation instead of Li-Ion battery 14.4 V, as accessory.

Tested by electrosuisse

German Quality Product

REMS TECHNOLOGY LI-ION PLUS

International Design Award

LED



## Supply format

**REMS Akku-Press Li-Ion Basic-Pack.** Cordless radial press with switch-off signal for producing pipe pressing joints Ø 10–108 mm, Ø ⅜–4". For driving REMS pressing tongs/pressing rings and other suitable makes of pressing tongs/pressing rings. Swivelling pressing tongs seat with automatic locking. Electro-hydraulic drive with powerful battery motor 14.4 V, 380 W, robust planetary gear, eccentric reciprocating pump and compact high power hydraulic system. Safety tip switch. Integrated LED work light. Battery Li-Ion 14.4 V, 3.2 Ah, rapid charger Li-Ion/Ni-Cd 230 V or 110 V, 50–60 Hz, 65 W. In sturdy steel case.

| | Art.-No. | |
|---|---|---|
| | 571013 | |

Other voltages on request.



## Accessories

| Description | Art.-No. | |
|---|---|---|
| **REMS pressing tongs/pressing rings** see page 142–158. | | |
| **REMS cropping tongs** for threaded rods see page 161. | | |
| **REMS cable shear** for electric cable see page 161. | | |
| **REMS Akku-Press Li-Ion drive unit,** without battery | 571003 | |
| **Battery Li-Ion 14.4 V, 3.2 Ah** | 571555 | |
| **Rapid charger Li-Ion/Ni-Cd 230 V,** 50–60 Hz, 65 W | 571560 | |
| **Voltage supply Li-Ion 230 V** | 571565 | |
| **Steel case** with inlay | 571290 | |
| **REMS cordless LED lamp** see page 97 | 175200 | |



# REMS Akku-Press ACC

Cordless radial press with automatic circuit control

Universal, handy electric tool with automatic circuit control for producing pipe pressing joints for all common pressfitting systems. For battery and corded operation.

Pipe pressing joints Ø 10–108 mm / Ø ⅜–4

Complete range of REMS pressing tongs/ pressing rings for all common pressfitting systems, see page 142–158.




with automatic circuit control and charging status check

## REMS Akku-Press ACC Li-Ion – universal up to Ø 108 mm. With automatic circuit control. Secure crimping in seconds. Automatic locking of pressing tongs.

### System advantage

Only **one** type of pressing tongs/pressing rings for all REMS radial presses (except REMS Mini-Press ACC) and radial presses of other makes.

All pressing tongs marked by a * have another connection **(Patent EP 1 223 008, Patent US 6,739,172)** and also fit the manual radial press REMS Eco-Press. Thus simple, inexpensive stocking.

### Pressing tongs/pressing rings for all common systems

Complete assortment of REMS pressing tongs/pressing rings for all common pressfitting systems (page 142–158). High-compression pressing tongs/pressing rings in forged and specially hardened steel. Pressing contours of REMS pressing tongs/pressing rings are system-specific and correspond to the respective press-fitting system. Thus perfect systemconformity, safe press jointing.

### Design

Compact, handy, light. Drive unit with battery only 4.3 kg. Works anywhere, free-hand, overhead, in confined areas. Optimum weight distribution for single-hand operation. Ergonomically shaped housing with recessed grip. Integrated LED work light for illuminating the work place. Swivelling pressing tongs seat. Secure seating of pressing tongs/adapter tongs by automatic locking. Also suitable for other suitable makes of pressing tongs/pressing rings. For battery and corded operation. Electronic charging status check with flat battery protection and charging status indicator with 2-coloured LED.

### Pressing operation by touch-control with ACC

For reliable service, operating and functional safety. Automatic retraction after completion of pressing operation (automatic circuit control).

### Drive

Enormous thrust and pressing force for fast and perfect press jointing. Powerful electro-hydraulic drive with powerful battery motor 14.4 V, 380 W output, robust planetary gear, eccentric reciprocating pump and compact high power hydraulic system. Safety tip switch.

### Battery or mains operation

Li-Ion PLUS technology. Highly resistant Li-Ion 14.4 V battery with 3.2 Ah capacity, for long service life. Powerful and light. Li-Ion 14.4 V, 3.2 Ah battery for approx. 270 pressings Viega Profipress DN 15 per battery charge. Total discharge and overload protection with single cell monitoring. Temperature monitoring during the charging process. Operating temperature range –10 to +60 °C. No memory effect for maximum battery power. Rapid charger for short charging times. Li-Ion 230 V voltage supply for mains operation instead of Li-Ion battery 14.4 V, as accessory.

Tested by electrosuisse

German Quality Product

REMS TECHNOLOGY LI-ION PLUS

International Design Award

LED





## Supply format

**REMS Akku-Press ACC Li-Ion Basic-Pack.** Cordless radial press with automatic circuit control for producing pipe pressing joints Ø 10–108 mm, Ø ⅜–4". For driving REMS pressing tongs/pressing rings and other suitable makes of pressing tongs/pressing rings. Swivelling pressing tongs seat with automatic locking. Electro-hydraulic drive with powerful battery motor 14.4 V, 380 W, robust planetary gear, eccentric reciprocating pump and compact high power hydraulic system. Safety tip switch. Integrated LED work light. Battery Li-Ion 14.4 V, 3.2 Ah, rapid charger Li-Ion/Ni-Cd 230 V or 110 V, 50–60 Hz, 65 W. In sturdy steel case.

| | Art.-No. | |
|---|---|---|
| | 571014 | |

Other voltages on request.

## Accessories

| Description | Art.-No. | |
|---|---|---|
| **REMS pressing tongs/pressing rings** see page 142–158. | | |
| **REMS cropping tongs** for threaded rods see page 161. | | |
| **REMS cable shear** for electric cable see page 161. | | |
| **REMS Akku-Press ACC Li-Ion drive unit,** without battery | 571004 | |
| **Battery Li-Ion 14.4 V, 3.2 Ah** | 571555 | |
| **Rapid charger Li-Ion/Ni-Cd 230 V,** 50–60 Hz, 65 W | 571560 | |
| **Voltage supply Li-Ion 230 V** | 571565 | |
| **Steel case** with inlay | 571290 | |
| **REMS cordless LED lamp** see page 97 | 175200 | |



# REMS pressing tongs
# REMS pressing rings

Accessories for REMS radial presses (except REMS Mini-Press ACC) and suitable radial presses of other makes

## for all common pressfitting systems

German Quality Product

Patent EP 1 223 008
Patent US 6,739,172




## REMS pressing tongs/REMS pressing rings

High-compression pressing tongs in forged and specially hardened steel. Pressing contours of REMS pressing tongs/pressing rings are system-specific and correspond with the respective pressfitting system. Thus perfect system-conformity, safe press jointing. Pressing jaws of pressing tongs/pressing rings manufactured on CNC production centres ensure high-precision machining of pressing contour. Hence far closer tolerances compared to as cast pressing contour.

Drive through all REMS radial presses (except REMS Mini-Press ACC) and suitable radial presses of other makes. All pressing tongs marked with * have an optional connection **(Patent EP 1 223 008, Patent US 6,739,172)** for manual drive through the radial press REMS Eco-Press. Read and follow the installation and assembly instructions of the system provider/manufacturer.

## Select pressing tongs/pressing rings yourself!

Search for the required pressfitting system in the opposite table and select the correct pressing tongs size/pressing rings size. Please note that pressfitting systems for gas installation may only be pressed with the pressing tongs/pressing rings which are highlighted in yellow in the table. Intermediate tongs (page 158) are necessary for driving the REMS pressing rings (PR).

## Traceability according to EN 1775:2007

REMS pressing tongs/pressing rings with pressing contour M, V, SA, B, RN and UP have worked a specific marking into the pressing contour which leaves a lasting impression on the pressed fitting after the pressing process. This enables the user to check again whether the most suitable pressing tongs or the suitable pressing ring have been used to make the pressfit connection even after the pressing process.

With this traceability REMS fulfils the recommendations of the European standard EN 1775:2007 for the installation of pressfitting systems for gas.



Example REMS pressing tongs M: ”M” imprint on pressed fitting for traceability according to EN 1775:2007

## Hold-Harmless and Indemnification Agreement

See page 160.

## Confirmation of suitability

See page 159.

Pressing contours

ACz
B
F
G
H
HA
HE
K
KI
M
MT
RFz
RN
SA
TH
U
UP
US
V
VAU
VIC
VP
VRX
VX
VUS



# REMS pressing tongs
# REMS pressing rings

Accessories for REMS radial presses (except REMS Mini-Press ACC) and suitable radial presses of other makes

| System | Pressing contour | Art.-No. |
|---|---|---|
| AC-FIX PRESS (Global Piping Systems) | H 12* | 570300 |
| | H 16* | 570320 |
| | H 20* | 570350 |
| | H 25* | 570360 |
| | H 32 | 570380 |
| | RFz 12* | 571320 |
| | RFz 16* | 571325 |
| | RFz 20* | 571330 |
| | RFz 25 | 571335 |
| | RFz 32 | 571340 |
| | U 16* | 570765 |
| | U 20* | 570775 |
| | U 25* | 570780 |
| | U 32 | 570785 |
| | VX 16* | 571635 |
| | VX 20* | 571640 |
| AC-FIX PRESS-MULTI (Global Piping Systems) | H 16* | 570320 |
| | H 18* | 570340 |
| | H 20* | 570350 |
| | H 25* | 570360 |
| | H 32 | 570380 |
| | RFz 16* | 571325 |
| | RFz 20* | 571330 |
| | RFz 25 | 571335 |
| | RFz 32 | 571340 |
| | U 16* | 570765 |
| | U 18* | 570770 |
| | U 20* | 570775 |
| | U 25* | 570780 |
| | U 32 | 570785 |
| ACOME MT | ACz 12* | 572642 |
| | ACz 16* | 572644 |
| | ACz 20* | 572646 |
| | ACz 25 | 572648 |
| AHLSELL A-press elförzinkad | M 12 | 570100 |
| | M 15 | 570110 |
| | M 18 | 570120 |
| | M 22 | 570130 |
| | M 28 | 570140 |
| | M 35 | 570150 |
| | M 42 (PR-3S)[3] | 572706 |
| | M 54 (PR-3S)[3] | 572708 |
| AHLSELL A-press koppar | V 12 | 570107 |
| | V 15 | 570115 |
| | V 18 | 570125 |
| | V 22 | 570135 |
| | V 28 | 570145 |
| | V 35 | 570155 |
| | V 42 | 570165 |
| | V 54 | 570175 |
| AHLSELL A-press rostfritt | M 15 | 570110 |
| | M 18 | 570120 |
| | M 22 | 570130 |
| | M 28 | 570140 |
| | M 35 | 570150 |
| | M 42 (PR-3S)[3] | 572706 |
| | M 54 (PR-3S)[3] | 572708 |
| AIRBEL PRESSCLIM | M 12 | 570100 |
| | M 15 | 570110 |
| | M 18 | 570120 |
| | M 22 | 570130 |
| | M 28 | 570140 |
| | M 35 | 570150 |
| | M 42 (PR-3S)[3] | 572706 |
| | M 54 (PR-3S)[3] | 572708 |
| AIRBEL SERTINOX | M 12 | 570100 |
| | M 15 | 570110 |
| | M 18 | 570120 |
| | M 22 | 570130 |
| | M 28 | 570140 |
| | M 35 | 570150 |
| | M 42 (PR-3S)[3] | 572706 |
| | M 54 (PR-3S)[3] | 572708 |

| System | Pressing contour | Art.-No. |
|---|---|---|
| ALB Sistema Multicapa | TH 16* | 570460 |
| | TH 18* | 570465 |
| | TH 20* | 570470 |
| | TH 26* | 570475 |
| | TH 32 | 570480 |
| | TH 40 | 570485 |
| | TH 50 (S) | 572400 |
| | TH 63 (S) | 572405 |
| | H 16* | 570320 |
| | H 18* | 570340 |
| | H 20* | 570350 |
| | H 26* | 570370 |
| | H 32 | 570380 |
| | H 40 (4G) | 570390 |
| | U 16* | 570765 |
| | U 18* | 570770 |
| | U 20* | 570775 |
| | C 26* | 570750 |
| | U 32 | 570785 |
| | U 40 | 570790 |
| | U 50 | 570795 |
| | U 63 (S) | 572365 |
| APE Raccordi a pressare | TH 16* | 570460 |
| | TH 18* | 570465 |
| | TH 20* | 570470 |
| | TH 26* | 570475 |
| | TH 32 | 570480 |
| | U 40 | 570790 |
| | U 50 | 570795 |
| | U 63 (PR-3B)[3] | 572837 |
| | U 63 (S) | 572365 |
| ASTM F 1807 (Fittings with Copper Crimp Ring for PEX tubing) | US ⅜"* | 571450 |
| | US ½"* | 571455 |
| | US ¾"* | 571460 |
| | US 1"* | 571465 |
| | US 1 ¼" | 571470 |
| | US 1 ½" | 571475 |
| | US 2" | 571477 |
| Bampi BALPEX (serie MP) | TH 14* | 570455 |
| | TH 16* | 570460 |
| | TH 18* | 570465 |
| | TH 20* | 570470 |
| | TH 26* | 570475 |
| | TH 32 | 570480 |
| | TH 40 | 570485 |
| | TH 50 (S) | 572400 |
| | TH 63 (S) | 572405 |
| Bampi BALPEX Gas | TH 16* | 570460 |
| | TH 20* | 570470 |
| | TH 26* | 570475 |
| BEGETUBE/ IVAR | B 14* | 570845 |
| | B 16* | 570850 |
| | B 18* | 570855 |
| | B 20* | 570860 |
| | B 26 | 570870 |
| | B 32 | 570880 |
| | F 50 | 570745 |
| | F 63 (S) | 572385 |
| | F 75 (PR-3B)[3] | 572830 |
| BRASELI Pressfitting PE-X | RFz 16* | 571325 |
| | RFz 20* | 571330 |
| | RFz 25 | 571335 |
| | RFz 32 | 571340 |
| BRASELI Pressfitting Multicapa | U 16* | 570765 |
| | U 18* | 570770 |
| | U 20* | 570775 |
| | U 25* | 570780 |
| | U 32 | 570785 |
| | U 40 | 570790 |
| | U 50 | 570795 |

| System | Pressing contour | Art.-No. |
|---|---|---|
| Brass Form Press Form Pex | H 16* | 570320 |
| | H 18* | 570340 |
| | H 20* | 570350 |
| | TH 16* | 570460 |
| | TH 18* | 570465 |
| | TH 20* | 570470 |
| | U 16* | 570765 |
| | U 18* | 570770 |
| | U 20* | 570775 |
| Brass Form Press Form Pex-Al-Pex | H 16* | 570320 |
| | H 18* | 570340 |
| | H 20* | 570350 |
| | TH 16* | 570460 |
| | TH 18* | 570465 |
| | TH 20* | 570470 |
| | U 16* | 570765 |
| | U 18* | 570770 |
| | U 20* | 570775 |
| Brass & Fittings Pressman Multicapa | RFz 16* | 571325 |
| | ACz 20* | 572646 |
| | RFz 25 | 571335 |
| | RFz 32 | 571340 |
| Brass & Fittings Retipress | RFz 16* | 571325 |
| | ACz 20* | 572646 |
| | RFz 25 | 571335 |
| | RFz 32 | 571340 |
| BRASSTECH MULTItermoSAN Brasspress | H 16* | 570320 |
| | H 18* | 570340 |
| | H 20* | 570350 |
| | H 26* | 570370 |
| | TH 16* | 570460 |
| | TH 18* | 570465 |
| | TH 20* | 570470 |
| | TH 26* | 570475 |
| | TH 32 | 570480 |
| | TH 40 | 570485 |
| | TH 50 (S) | 572400 |
| | TH 63 (S) | 572405 |
| | U 16* | 570765 |
| | U 18* | 570770 |
| | U 20* | 570775 |
| BROEN BALLOFIX PRES | M 15 | 570110 |
| | M 18 | 570120 |
| | M 22 | 570130 |
| | V 15 | 570115 |
| | V 18 | 570125 |
| | V 22 | 570135 |
| Business Key MT-PRESS (inox) | M 15 | 570110 |
| | M 18 | 570120 |
| | M 22 | 570130 |
| | M 28 | 570140 |
| | M 35 | 570150 |
| | M 42 (4G) | 570160 |
| | M 54 (4G) | 570170 |
| | M 42 (PR-3S)[3] | 572706 |
| | M 54 (PR-3S)[3] | 572708 |
| Cello Products >B< Press | VUS ½" | 571770 |
| | VUS ¾" | 571775 |
| | VUS 1" | 571780 |
| | VUS 1¼" | 571785 |
| | VUS 1½" | 571790 |
| | VUS 2" | 571795 |

Pressfitting systems for gas installations must only be pressed with pressing tongs/pressing rings which are highlighted in yellow.
Observe the national regulations.

* These pressing tongs also fit the manual radial press REMS Eco-Press. Observe the national regulations.

[1] Only pressing tongs from designation "108" (1st quarter of 2008), "208" (2nd quarter of 2008) etc. can be used. The designation is stamped on every pressing jaw.

[2] For this pressfitting system producing a pressing joint with manual radial presses is not permitted.

[3] An adapter tong is required for driving pressing rings (PR), see page 158.

[4] Press fittings made of red bronze (ProPress XL) must be pressed with pressing rings with press contour VUSR, copper fittings (ProPress XL-C) and stainless steel fittings (ProPress XL-S) with pressing rings with press contour VUSF.

[5] For taking suitable pressing inserts.

[6] Press fittings made of red bronze (Sanpress XL) must be pressed with pressing rings with press contour VR, copper fittings (Profipress XL, Profipress G XL), carbon steel (Prestabo XL) and stainless steel fittings (Sanpress Inox XL, Sanpress Inox G XL) with pressing rings with press contour VF.

The suitability of REMS pressing tools for pressfitting systems: Date 28.10.2013. For the updated situation regarding suitability status check our website: www.rems.de → Downloads → Product catalogues, brochures → REMS Catalogue.
Pressing tongs/pressing rings for additional pressfitting systems on request.

# REMS pressing tongs
# REMS pressing rings

Accessories for REMS radial presses (except REMS Mini-Press ACC) and suitable radial presses of other makes

| System | Pressing contour | Art.-No. |
|---|---|---|
| CIMBERIO SpA Cim 220 | SA 15 | 570935 |
| | SA 18 | 570940 |
| | SA 22 | 570945 |
| | SA 28 | 570950 |
| | SA 35 | 570955 |
| | M 15 | 570110 |
| | M 18 | 570120 |
| | M 22 | 570130 |
| | M 28 | 570140 |
| | M 35 | 570150 |
| | V 15 | 570115 |
| | V 18 | 570125 |
| | V 22 | 570135 |
| | V 28 | 570145 |
| | V 35 | 570155 |
| | V 42 | 570165 |
| | V 54 | 570175 |
| CIMBERIO SpA Cim 220.1 | VUS ½" | 571770 |
| | VUS ¾" | 571775 |
| | VUS 1" | 571780 |
| | VUS 1¼" | 571785 |
| | VUS 1½" | 571790 |
| | VUS 2" | 571795 |
| CIMBERIO SpA Cim 220G | SA 15 | 570935 |
| | SA 18 | 570940 |
| | SA 22 | 570945 |
| | SA 28 | 570950 |
| | SA 35 | 570955 |
| | M 15 | 570110 |
| | M 18 | 570120 |
| | M 22 | 570130 |
| | M 28 | 570140 |
| | M 35 | 570150 |
| | V 15 | 570115 |
| | V 18 | 570125 |
| | V 22 | 570135 |
| | V 28 | 570145 |
| | V 35 | 570155 |
| | V 42 | 570165 |
| | V 54 | 570175 |
| CIMBERIO SpA Cim 1220M | SA 15 | 570935 |
| | SA 22 | 570945 |
| | SA 28 | 570950 |
| | SA 35 | 570955 |
| | M 15 | 570110 |
| | M 22 | 570130 |
| | M 28 | 570140 |
| | M 35 | 570150 |
| | M 42 (4G) | 570160 |
| | M 54 (4G) | 570170 |
| | M 42 (PR-3S)[3] | 572706 |
| | M 54 (PR-3S)[3] | 572708 |
| CIMBERIO SpA Cim 1220V | SA 15 | 570935 |
| | SA 22 | 570945 |
| | SA 28 | 570950 |
| | SA 35 | 570955 |
| | V 15 | 570115 |
| | V 22 | 570135 |
| | V 28 | 570145 |
| | V 35 | 570155 |
| | V 42 | 570165 |
| | V 54 | 570175 |
| Climatek Clima Therm | TH 14* | 570455 |
| | TH 16* | 570460 |
| | TH 18* | 570465 |
| | TH 20* | 570470 |
| | TH 26* | 570475 |
| | TH 32 | 570480 |
| | H 40 A (4G) | 570695 |
| ClouSet Press | TH 14* | 570455 |
| | TH 16* | 570460 |
| | TH 18* | 570465 |
| | TH 20* | 570470 |
| | TH 26* | 570475 |
| Comap Sudopress Cu Visu-Control | V 12 | 570107 |
| | V 14 | 570112 |
| | V 15 | 570115 |
| | V 16 | 570117 |
| | V 18 | 570125 |
| | V 22 | 570135 |
| | V 28 | 570145 |
| | V 35 | 570155 |
| | V 42 | 570165 |
| | V 54 | 570175 |
| Comap Sudopress Cu Visu-Control Gas | V 12 | 570107 |
| | V 14 | 570112 |
| | V 15 | 570115 |
| | V 16 | 570117 |
| | V 18 | 570125 |
| | V 22 | 570135 |
| | V 28 | 570145 |
| | V 35 | 570155 |
| | V 42 | 570165 |
| | V 54 | 570175 |

| System | Pressing contour | Art.-No. |
|---|---|---|
| Comap Sudopress Cu Visu-Control Solar | V 12 | 570107 |
| | V 14 | 570112 |
| | V 15 | 570115 |
| | V 16 | 570117 |
| | V 18 | 570125 |
| | V 22 | 570135 |
| | V 28 | 570145 |
| | V 35 | 570155 |
| | V 42 | 570165 |
| | V 54 | 570175 |
| Comap PEXPress | RFz 12* | 571320 |
| | RFz 16* | 571325 |
| | RFz 20* | 571330 |
| | RFz 25 | 571335 |
| Comap SKINPress Visu-Control Gas | TH 16* | 570460 |
| | TH 18* | 570465 |
| | TH 20* | 570470 |
| | TH 26* | 570475 |
| | THL 32 | 570487 |
| Comap SKINPress Visu-Control | TH 14* | 570455 |
| | TH 16* | 570460 |
| | TH 18* | 570465 |
| | TH 20* | 570470 |
| | TH 26* | 570475 |
| | THL 32 | 570487 |
| | TH 40 | 570485 |
| | TH 50 (S) | 572400 |
| | TH 63 (S) | 572405 |
| COMISA Press System | TH 14* | 570455 |
| | TH 16* | 570460 |
| | TH 18* | 570465 |
| | TH 20* | 570470 |
| | TH 25* | 570495 |
| | TH 26* | 570475 |
| | TH 32 | 570480 |
| | TH 40 | 570485 |
| | TH 50 (S) | 572400 |
| | TH 63 (S) | 572405 |
| | H 14* | 570310 |
| | H 16* | 570320 |
| | H 18* | 570340 |
| | H 20* | 570350 |
| | H 26* | 570370 |
| | H 32 | 570380 |
| | B 14* | 570845 |
| | B 16* | 570850 |
| | B 18* | 570855 |
| | B 20* | 570860 |
| | B 26 | 570870 |
| | B 32 | 570880 |
| COMISA Press System Gas | TH 16* | 570460 |
| | TH 20* | 570470 |
| | TH 26* | 570475 |
| | TH 32 | 570480 |
| CONEL CONNECT MULTI | F 16* | 570715 |
| | F 20* | 570725 |
| | F 26* | 570730 |
| | F 32 | 570735 |
| | H 16* | 570320 |
| | H 20* | 570350 |
| | H 26* | 570370 |
| | H 32 | 570380 |
| | TH 16* | 570460 |
| | TH 20* | 570470 |
| | TH 26* | 570475 |
| | TH 32 | 570480 |
| | U 16* | 570765 |
| | U 20* | 570775 |
| (NW 26) | U 25* | 570780 |
| | U 32 | 570785 |
| | VP 16* | 570910 |
| | VP 20* | 570915 |
| | VP 32 | 570925 |
| Danfoss SpeedUp FH Composite AL | U 16* | 570765 |
| | U 20* | 570775 |
| Danfoss Basic FH Composite AL | U 16* | 570765 |
| | U 20* | 570775 |
| DIWAflex systems | TH 14* | 570455 |
| | TH 16* | 570460 |
| | TH 20* | 570470 |
| | TH 26* | 570475 |
| | TH 32 | 570480 |
| | TH 40 | 570485 |
| | TH 50 (S) | 572400 |
| | TH 63 (S) | 572405 |
| DUOFIL MKSYSTEM | U 16* | 570765 |
| | U 18* | 570770 |
| | U 20* | 570775 |
| | U 25* | 570780 |
| | U 32 | 570785 |

| System | Pressing contour | Art.-No. |
|---|---|---|
| DW Verbundrohr multitubo systems | U 16* | 570765 |
| | U 18* | 570770 |
| | U 20* | 570775 |
| | U 25* | 570780 |
| | U 32 | 570785 |
| | U 40 | 570790 |
| | U 50 | 570795 |
| | U 63 (PR-3B)[3] | 572837 |
| | U 63 (S) | 572365 |
| | U 75 (PR-3B)[3] | 572828 |
| EBRILLE Isomonflex | U 16* | 570765 |
| | U 18* | 570770 |
| | U 20* | 570775 |
| | U 25* | 570780 |
| | H 26* | 570370 |
| | TH 26* | 570475 |
| | U 32 | 570785 |
| EBRILLE Monflex | U 14* | 570760 |
| | U 16* | 570765 |
| | U 18* | 570770 |
| | U 20* | 570775 |
| | U 25* | 570780 |
| | H 26* | 570370 |
| | TH 26* | 570475 |
| | U 32 | 570785 |
| | U 40 | 570790 |
| | U 50 | 570795 |
| | U 63 (PR-3B)[3] | 572837 |
| | U 63 (S) | 572365 |
| | U 75 (PR-3B)[3] | 572828 |
| egeda Comisa | TH 16* | 570460 |
| | TH 20* | 570470 |
| | TH 26* | 570475 |
| | TH 32 | 570480 |
| | TH 40 | 570485 |
| egeda Baronio | V 12 | 570107 |
| | V 15 | 570115 |
| | V 18 | 570125 |
| | V 22 | 570135 |
| | V 28 | 570145 |
| | V 35 | 570155 |
| | V 42 | 570165 |
| | V 54 | 570175 |
| | V 12 45° (PR-2B)[3] | 574502 |
| | V 15 45° (PR-2B)[3] | 574504 |
| | V 18 45° (PR-2B)[3] | 574506 |
| | V 22 45° (PR-2B)[3] | 574508 |
| | V 28 45° (PR-2B)[3] | 574510 |
| | V 35 45° (PR-2B)[3] | 574512 |
| Elkhart APOLLOXPRESS Fittings Copper and Low-Lead Brass | VUS ½" | 571770 |
| | VUS ¾" | 571775 |
| | VUS 1" | 571780 |
| | VUS 1¼" | 571785 |
| | VUS 1½" | 571790 |
| | VUS 2" | 571795 |
| Elkhart APOLLOXPRESS LD-C Fittings Copper | VUSF 2½" (PR-3B)[3] | 572819 |
| | VUSF 3" (PR-3B)[3] | 572820 |
| | VUSF 4" (PR-3B)[3] | 572821 |
| EMMETI GERPEX-FIVPRESS | B 16* | 570850 |
| | B 20* | 570860 |
| | B 26 | 570870 |
| | B 32 | 570880 |
| | F 16* | 570715 |
| | F 20* | 570725 |
| | H 16* | 570320 |
| | H 20* | 570350 |
| | TH 16* | 570460 |
| | TH 20* | 570470 |
| | TH 26* | 570475 |
| | TH 32 | 570480 |
| | TH 40 | 570485 |
| | TH 50 (S) | 572400 |
| | TH 63 (S) | 572405 |
| | U 16* | 570765 |
| | U 20* | 570775 |
| EMPUR | TH 14* | 570455 |
| | TH 15* | 570457 |
| | TH 16* | 570460 |
| | TH 17* | 570462 |
| | TH 20* | 570470 |
| | TH 25* | 570495 |
| EURACCORDI SYCPRESS STAINLESS STEEL PRESS FITTINGS | M 15 | 570110 |
| | M 18 | 570120 |
| | M 22 | 570130 |
| | M 28 | 570140 |
| | M 35 | 570150 |
| | M 42 (PR-3S)[3] | 572706 |
| | M 54 (PR-3S)[3] | 572708 |
| | M 15 45° (PR-2B)[3] | 574522 |
| | M 18 45° (PR-2B)[3] | 574524 |
| | M 22 45° (PR-2B)[3] | 574526 |
| | M 28 45° (PR-2B)[3] | 574528 |
| | M 35 45° (PR-2B)[3] | 574530 |

# REMS pressing tongs
# REMS pressing rings

Accessories for REMS radial presses (except REMS Mini-Press ACC) and suitable radial presses of other makes

| System | Pressing contour | Art.-No. |
|---|---|---|
| EURACCORDI | M 15 | 570110 |
| SYCPRESS | M 18 | 570120 |
| CARBON STEEL | M 22 | 570130 |
| PRESS FITTINGS | M 28 | 570140 |
| | M 35 | 570150 |
| | M 42 (PR-3S)[3] | 572706 |
| | M 54 (PR-3S)[3] | 572708 |
| | M 15 45° (PR-2B)[3] | 574522 |
| | M 18 45° (PR-2B)[3] | 574524 |
| | M 22 45° (PR-2B)[3] | 574526 |
| | M 28 45° (PR-2B)[3] | 574528 |
| | M 35 45° (PR-2B)[3] | 574530 |
| EUROTUBI | M 12 | 570100 |
| Europa C-STAHL | M 15 | 570110 |
| PRESSFITTING | M 18 | 570120 |
| SISTEM[1] | M 22 | 570130 |
| | M 28 | 570140 |
| | M 35 | 570150 |
| | M 42 (PR-3S)[3] | 572706 |
| | M 54 (PR-3S)[3] | 572708 |
| EUROTUBI | M 15 | 570110 |
| Europa INOX | M 18 | 570120 |
| PRESSFITTING | M 22 | 570130 |
| SISTEM[1] | M 28 | 570140 |
| | M 35 | 570150 |
| | M 42 (PR-3S)[3] | 572706 |
| | M 54 (PR-3S)[3] | 572708 |
| FAR Rubinetterie | TH 14* | 570455 |
| PRESSFAR | TH 16* | 570460 |
| | TH 17* | 570462 |
| | TH 18* | 570465 |
| | TH 20* | 570470 |
| | TH 25* | 570495 |
| | TH 26* | 570475 |
| | TH 32 | 570480 |
| | TH 40 | 570485 |
| | TH 50 (S) | 572400 |
| | TH 63 (S) | 572405 |
| | H 14* | 570310 |
| | H 16* | 570320 |
| | H 18* | 570340 |
| | H 20* | 570350 |
| | H 26* | 570370 |
| | H 32 | 570380 |
| | H 40 (4G) | 570390 |
| | U 14* | 570760 |
| | U 16* | 570765 |
| | U 18* | 570770 |
| | U 20* | 570775 |
| | U 25* | 570780 |
| | U 32 | 570785 |
| | U 40 | 570790 |
| | U 50 | 570795 |
| | U 63 (PR-3B)[3] | 572837 |
| | U 63 (S) | 572365 |
| F.B.Q. BARONIO | V 12 | 570107 |
| BQ press | V 14 | 570112 |
| | V 15 | 570115 |
| | V 16 | 570117 |
| | V 18 | 570125 |
| | V 22 | 570135 |
| | V 28 | 570145 |
| | V 35 | 570155 |
| | V 42 | 570165 |
| | V 54 | 570175 |
| | V 12 45° (PR-2B)[3] | 574502 |
| | V 15 45° (PR-2B)[3] | 574504 |
| | V 18 45° (PR-2B)[3] | 574506 |
| | V 22 45° (PR-2B)[3] | 574508 |
| | V 28 45° (PR-2B)[3] | 574510 |
| | V 35 45° (PR-2B)[3] | 574512 |

| System | Pressing contour | Art.-No. |
|---|---|---|
| F.B.Q. BARONIO | V 15 | 570115 |
| BQ press | V 18 | 570125 |
| carbon steel | V 22 | 570135 |
| | V 28 | 570145 |
| | V 35 | 570155 |
| | V 42 | 570165 |
| | V 54 | 570175 |
| | V 15 45° (PR-2B)[3] | 574504 |
| | V 18 45° (PR-2B)[3] | 574506 |
| | V 22 45° (PR-2B)[3] | 574508 |
| | V 28 45° (PR-2B)[3] | 574510 |
| | V 35 45° (PR-2B)[3] | 574512 |
| F.B.Q. BARONIO | V 15 | 570115 |
| BQ press gas | V 18 | 570125 |
| | V 22 | 570135 |
| | V 28 | 570145 |
| | V 35 | 570155 |
| | V 42 | 570165 |
| | V 54 | 570175 |
| | V 15 45° (PR-2B)[3] | 574504 |
| | V 18 45° (PR-2B)[3] | 574506 |
| | V 22 45° (PR-2B)[3] | 574508 |
| | V 28 45° (PR-2B)[3] | 574510 |
| | V 35 45° (PR-2B)[3] | 574512 |
| FELSINEA TECH | TH 14* | 570455 |
| Felsineapress | TH 16* | 570460 |
| | TH 18* | 570465 |
| | TH 20* | 570470 |
| | TH 26* | 570475 |
| | TH 32 | 570480 |
| | TH 40 | 570485 |
| | TH 50 (S) | 572400 |
| | TH 63 (S) | 572405 |
| Fercofloor | RFz 16* | 571325 |
| DUO Press | RFz 20* | 571330 |
| FERCO PEX | RFz 25 | 571335 |
| | RFz 32 | 571340 |
| Fercofloor | RFz 16* | 571325 |
| DUO Press | RFz 20* | 571330 |
| MULTIFER | RFz 25 | 571335 |
| | RFz 32 | 571340 |
| | U 16* | 570765 |
| | U 18* | 570770 |
| | U 20* | 570775 |
| | U 25* | 570780 |
| | U 32 | 570785 |
| FILTUBE | FTB 15 | 571432 |
| Filpress | FTB 18 | 571434 |
| | FTB 22 | 571436 |
| | FTB 28 | 571438 |
| | FTB 35 | 571440 |
| | M 42 (4G) | 570160 |
| | M 54 (4G) | 570170 |
| | M 42 (PR-3S)[3] | 572706 |
| | M 54 (PR-3S)[3] | 572708 |
| FILTUBE | M 15 | 570110 |
| Instalpress | M 18 | 570120 |
| Carbon Steel | M 22 | 570130 |
| | M 28 | 570140 |
| | M 35 | 570150 |
| | M 42 (4G) | 570160 |
| | M 54 (4G) | 570170 |
| | M 42 (PR-3S)[3] | 572706 |
| | M 54 (PR-3S)[3] | 572708 |
| FILTUBE | M 15 | 570110 |
| Instalpress | M 18 | 570120 |
| Copper | M 22 | 570130 |
| | M 28 | 570140 |
| | M 35 | 570150 |
| | M 42 (4G) | 570160 |
| | M 54 (4G) | 570170 |
| | M 42 (PR-3S)[3] | 572706 |
| | M 54 (PR-3S)[3] | 572708 |

| System | Pressing contour | Art.-No. |
|---|---|---|
| FILTUBE | M 15 | 570110 |
| Instalpress | M 18 | 570120 |
| Inox | M 22 | 570130 |
| | M 28 | 570140 |
| | M 35 | 570150 |
| | M 42 (4G) | 570160 |
| | M 54 (4G) | 570170 |
| | M 42 (PR-3S)[3] | 572706 |
| | M 54 (PR-3S)[3] | 572708 |
| Fittings Estándar | RFz 16* | 571325 |
| ECO-PRESS | RFz 20* | 571330 |
| | RFz 25 | 571335 |
| | RFz 32 | 571340 |
| Fittings Estándar | RFz 16* | 571325 |
| MULTICAPA | RFz 20* | 571330 |
| | RFz 25 | 571335 |
| | RFz 32 | 571340 |
| | U 16* | 570765 |
| | U 18* | 570770 |
| | U 20* | 570775 |
| | U 25* | 570780 |
| | U 32 | 570785 |
| Fittings Estándar | RFz 16* | 571325 |
| PE-X | RFz 20* | 571330 |
| | RFz 25 | 571335 |
| | RFz 32 | 571340 |
| | U 16* | 570765 |
| | U 20* | 570775 |
| | U 25* | 570780 |
| | U 32 | 570785 |
| FOHS | TH 16* | 570460 |
| HEIZTECHNIK | TH 20* | 570470 |
| FOHSPRESS | TH 26* | 570475 |
| | TH 32 | 570480 |
| FORNARA | B 16* | 570850 |
| ForPress | B 20* | 570860 |
| | B 26 | 570870 |
| | B 32 | 570880 |
| | F 16* | 570715 |
| | F 20* | 570725 |
| | F 26* | 570730 |
| | F 32 | 570735 |
| | H 16* | 570320 |
| | H 20* | 570350 |
| | H 26* | 570370 |
| | H 32 | 570380 |
| | TH 16* | 570460 |
| | TH 20* | 570470 |
| | TH 26* | 570475 |
| | TH 32 | 570480 |
| | U 16* | 570765 |
| | U 20* | 570775 |
| | U 32 | 570785 |
| FRABO | V 12 | 570107 |
| FRABOPRESS | V 15 | 570115 |
| RAME (Cu) | V 18 | 570125 |
| | V 22 | 570135 |
| | V 28 | 570145 |
| | V 35 | 570155 |
| | V 42 | 570165 |
| | V 54 | 570175 |
| FRABO | V 12 | 570107 |
| FRABOPRESS | V 15 | 570115 |
| RAME (Cu) | V 18 | 570125 |
| | V 22 | 570135 |
| | V 28 | 570145 |
| | V 35 | 570155 |
| | V 42 | 570165 |
| | V 54 | 570175 |

Pressfitting systems for gas installations must only be pressed with pressing tongs/pressing rings which are highlighted in yellow.
Observe the national regulations.

* These pressing tongs also fit the manual radial press REMS Eco-Press. Observe the national regulations.

[1] Only pressing tongs from designation “108” (1st quarter of 2008), “208” (2nd quarter of 2008) etc. can be used. The designation is stamped on every pressing jaw.

[2] For this pressfitting system producing a pressing joint with manual radial presses is not permitted.

[3] An adapter tong is required for driving pressing rings (PR), see page 158.

[4] Press fittings made of red bronze (ProPress XL) must be pressed with pressing rings with press contour VUSR, copper fittings (ProPress XL-C) and stainless steel fittings (ProPress XL-S) with pressing rings with press contour VUSF.

[5] For taking suitable pressing inserts.

[6] Press fittings made of red bronze (Sanpress XL) must be pressed with pressing rings with press contour VR, copper fittings (Profipress XL, Profipress G XL), carbon steel (Prestabo XL) and stainless steel fittings (Sanpress Inox XL, Sanpress Inox G XL) with pressing rings with press contour VF.

The suitability of REMS pressing tools for pressfitting systems: Date 28.10.2013. For the updated situation regarding suitability status check our website: www.rems.de → Downloads → Product catalogues, brochures → REMS Catalogue.
Pressing tongs/pressing rings for additional pressfitting systems on request.

# REMS pressing tongs
# REMS pressing rings

Accessories for REMS radial presses (except REMS Mini-Press ACC) and suitable radial presses of other makes

| System | Pressing contour | Art.-No. |
|---|---|---|
| FRABO | V 12 | 570107 |
| FRABOPRESS | V 15 | 570115 |
| INOX 316 | V 18 | 570125 |
| | V 22 | 570135 |
| | V 28 | 570145 |
| | V 35 | 570155 |
| | V 42 | 570165 |
| | V 54 | 570175 |
| FRABO | V 15 | 570115 |
| FRABOPRESS | V 18 | 570125 |
| C-STEEL | V 22 | 570135 |
| | V 28 | 570145 |
| | V 35 | 570155 |
| | V 42 | 570165 |
| | V 54 | 570175 |
| FRABO | V 15 | 570115 |
| FRABOPRESS | V 18 | 570125 |
| C-STEEL GAS | V 22 | 570135 |
| | V 28 | 570145 |
| | V 35 | 570155 |
| FRABO | TH 16* | 570460 |
| FRABOPRESS | TH 20* | 570470 |
| MULTI-BRASS | TH 26* | 570475 |
| (MB) | TH 32 | 570480 |
| | U 16* | 570765 |
| | U 20* | 570775 |
| FRABO | H 16* | 570320 |
| FRABOPRESS | H 20* | 570350 |
| MULTI-PLUS | U 16* | 570765 |
| (MP) | U 20* | 570775 |
| FRABO | V 15 | 570115 |
| SOLARPRESS | V 18 | 570125 |
| | V 22 | 570135 |
| | V 28 | 570145 |
| Fränkische | B 16* | 570850 |
| alpex-duo | B 18* | 570855 |
| | B 20* | 570860 |
| | B 26 | 570870 |
| | B 32 | 570880 |
| | F 16* | 570715 |
| | F 18* | 570720 |
| | F 20* | 570725 |
| | F 26* | 570730 |
| | F 32 | 570735 |
| | TH 16* | 570460 |
| | TH 18* | 570465 |
| | TH 20* | 570470 |
| | TH 26* | 570475 |
| | TH 32 | 570480 |
| Fränkische | F 16* | 570715 |
| alpex F50 PROFI | F 20* | 570725 |
| | F 26* | 570730 |
| | F 32 | 570735 |
| | H 16* | 570320 |
| | H 20* | 570350 |
| | H 26* | 570370 |
| | H 32 | 570380 |
| | TH 16* | 570460 |
| | TH 20* | 570470 |
| | TH 26* | 570475 |
| | TH 32 | 570480 |
| | U 16* | 570765 |
| | U 20* | 570775 |
| (NW 26) | U 25* | 570780 |
| | U 32 | 570785 |
| | VP 16* | 570910 |
| | VP 20* | 570915 |
| | VP 32 | 570925 |
| Fränkische | F 20[2] | 570725 |
| alpex-gas[2] | F 26[2] | 570730 |
| | F 32[2] | 570735 |
| Fränkische | F 40 | 570742 |
| alpex L | F 50 | 570745 |
| | F 63 (S) | 572385 |
| | F 75 (PR-3B)[3] | 572830 |
| gabotherm H+S | TH 10* | 570467 |
| | TH 12* | 570452 |
| | TH 14* | 570455 |
| | TH 15* | 570457 |
| | TH 16* | 570460 |
| | TH 17* | 570462 |
| | TH 18* | 570465 |
| | TH 20* | 570470 |
| | TH 25* | 570495 |
| | TH 26* | 570475 |
| | TH 32 | 570480 |
| | TH 40 | 570485 |
| | TH 50 (S) | 572400 |
| | TH 63 (S) | 572405 |

| System | Pressing contour | Art.-No. |
|---|---|---|
| GAROS | TH 14* | 570455 |
| | TH 16* | 570460 |
| | TH 20* | 570470 |
| | TH 26* | 570475 |
| | TH 32 | 570480 |
| | TH 40 | 570485 |
| Geberit Mapress | M 12 | 570100 |
| C-STAHL | M 15 | 570110 |
| | M 18 | 570120 |
| | M 22 | 570130 |
| | M 28 | 570140 |
| | M 35 | 570150 |
| | M 42 (4G) | 570160 |
| | M 54 (4G) | 570170 |
| | M 42 (PR-3S)[3] | 572706 |
| | M 54 (PR-3S)[3] | 572708 |
| | M 12 45° (PR-2B)[3] | 574520 |
| | M 15 45° (PR-2B)[3] | 574522 |
| | M 18 45° (PR-2B)[3] | 574524 |
| | M 22 45° (PR-2B)[3] | 574526 |
| | M 28 45° (PR-2B)[3] | 574528 |
| | M 35 45° (PR-2B)[3] | 574530 |
| Geberit Mapress | M 12 | 570100 |
| EDELSTAHL | M 15 | 570110 |
| | M 18 | 570120 |
| | M 22 | 570130 |
| | M 28 | 570140 |
| | M 35 | 570150 |
| | M 42 (4G) | 570160 |
| | M 54 (4G) | 570170 |
| | M 42 (PR-3S)[3] | 572706 |
| | M 54 (PR-3S)[3] | 572708 |
| | M 12 45° (PR-2B)[3] | 574520 |
| | M 15 45° (PR-2B)[3] | 574522 |
| | M 18 45° (PR-2B)[3] | 574524 |
| | M 22 45° (PR-2B)[3] | 574526 |
| | M 28 45° (PR-2B)[3] | 574528 |
| | M 35 45° (PR-2B)[3] | 574530 |
| Geberit Mapress | M 15 | 570110 |
| EDELSTAHL Gas | M 18 | 570120 |
| | M 22 | 570130 |
| | M 28 | 570140 |
| | M 35 | 570150 |
| | M 42 (PR-3S)[3] | 572706 |
| | M 54 (PR-3S)[3] | 572708 |
| Geberit Mapress | M 12 | 570100 |
| KUPFER | M 15 | 570110 |
| | M 18 | 570120 |
| | M 22 | 570130 |
| | M 28 | 570140 |
| | M 35 | 570150 |
| | M 42 (4G) | 570160 |
| | M 54 (4G) | 570170 |
| | M 42 (PR-3S)[3] | 572706 |
| | M 54 (PR-3S)[3] | 572708 |
| | M 12 45° (PR-2B)[3] | 574520 |
| | M 15 45° (PR-2B)[3] | 574522 |
| | M 18 45° (PR-2B)[3] | 574524 |
| | M 22 45° (PR-2B)[3] | 574526 |
| | M 28 45° (PR-2B)[3] | 574528 |
| | M 35 45° (PR-2B)[3] | 574530 |
| Geberit Mapress | M 15 | 570110 |
| KUPFER Gas | M 18 | 570120 |
| | M 22 | 570130 |
| | M 28 | 570140 |
| | M 35 | 570150 |
| | M 42 (PR-3S)[3] | 572706 |
| | M 54 (PR-3S)[3] | 572708 |
| Geberit Mepla | G 16* | 570400 |
| | G 20* | 570410 |
| | G 26* | 570420 |
| | G 32 | 570430 |
| | G 40 | 570440 |
| | G 50 | 570450 |
| | G 63 (S) | 572470 |
| General Fittings | TH 16* | 570460 |
| Serie 5G00 Trident | TH 20* | 570470 |
| | TH 26* | 570475 |
| | TH 32 | 570480 |
| | H 16* | 570320 |
| | H 20* | 570350 |
| | H 26* | 570370 |
| | H 32 | 570380 |
| | U 16* | 570765 |
| | U 20* | 570775 |
| | U 32 | 570785 |

| System | Pressing contour | Art.-No. |
|---|---|---|
| General Fittings | TH 16* | 570460 |
| Serie 5S00 | TH 18* | 570465 |
| | TH 20* | 570470 |
| | TH 25* | 570495 |
| | TH 26* | 570475 |
| | TH 32 | 570480 |
| | TH 50 (S) | 572400 |
| | H 16* | 570320 |
| | H 18* | 570340 |
| | H 20* | 570350 |
| | H 25* | 570360 |
| | H 26* | 570370 |
| | H 32 | 570380 |
| | H 40 (4G) | 570390 |
| | U 16* | 570765 |
| | U 18* | 570770 |
| | U 20* | 570775 |
| | U 32 | 570785 |
| | U 40 | 570790 |
| | U 50 | 570795 |
| | B 16* | 570850 |
| | B 18* | 570855 |
| | B 20* | 570860 |
| | B 26 | 570870 |
| | B 32 | 570880 |
| Giacomini | H 16* | 570320 |
| Raccordi RM | H 20* | 570350 |
| Giacomini | H 26* | 570370 |
| | H 32 | 570380 |
| | TH 16* | 570460 |
| | TH 20* | 570470 |
| | TH 26* | 570475 |
| | THL 32 | 570487 |
| | U 16* | 570765 |
| | U 20* | 570775 |
| | U 32 | 570785 |
| | U 40 | 570790 |
| | U 50 | 570795 |
| | U 63 (S) | 572365 |
| Giacomini | V 15 | 570115 |
| Valvole Giacomini | V 18 | 570125 |
| serie R850V | V 22 | 570135 |
| | V 28 | 570145 |
| | V 35 | 570155 |
| | V 42 | 570165 |
| | V 54 | 570175 |
| | SA 15 | 570935 |
| | SA 18 | 570940 |
| | SA 22 | 570945 |
| | SA 28 | 570950 |
| | SA 35 | 570955 |
| | M 15 | 570110 |
| | M 18 | 570120 |
| | M 22 | 570130 |
| | M 28 | 570140 |
| | M 35 | 570150 |
| Ginde Press | U 16* | 570765 |
| Fitting for Ginde | U 20* | 570775 |
| Multi-layer Pipe | U 25* | 570780 |
| System | U 32 | 570785 |
| Global Plastic | TH 16* | 570460 |
| Rothapress | TH 18* | 570465 |
| | TH 20* | 570470 |
| | TH 25* | 570495 |
| | TH 32 | 570480 |
| | TH 40 | 570485 |
| | TH 50 (S) | 572400 |
| | TH 63 (S) | 572405 |
| GLOBAL | U 16* | 570765 |
| TRADE | U 20* | 570775 |
| aqualpress | U 25* | 570780 |
| system | U 32 | 570785 |
| Golan Pipe | U 16* | 570765 |
| Systems | U 20* | 570775 |
| (Scandinavia) | U 25* | 570780 |
| Alu-Pres | U 32 | 570785 |
| | U 40 | 570790 |
| | U 50 | 570795 |
| | U 63 (S) | 572365 |
| GS | TH 14* | 570455 |
| Wärmesysteme | TH 16* | 570460 |
| System TH | TH 20* | 570470 |
| | TH 26* | 570475 |
| | TH 32 | 570480 |
| | TH 40 | 570485 |
| | TH 50 (S) | 572400 |
| | TH 63 (S) | 572405 |

# REMS pressing tongs
# REMS pressing rings

Accessories for REMS radial presses (except REMS Mini-Press ACC) and suitable radial presses of other makes

| System | Pressing contour | Art.-No. |
|---|---|---|
| GS | V 15 | 570115 |
| Wärmesysteme | V 18 | 570125 |
| System V | V 22 | 570135 |
| | V 28 | 570145 |
| | V 35 | 570155 |
| GSP Group | TH 16* | 570460 |
| USMetrix | TH 20* | 570470 |
| HAGOS | TH 16* | 570460 |
| HakaGerodur | TH 10* | 570467 |
| HakaGerodur- | TH 11,6* | 570482 |
| System | TH 12* | 570452 |
| | TH 14* | 570455 |
| | TH 16* | 570460 |
| | TH 17* | 570462 |
| | TH 18* | 570465 |
| | TH 20* | 570470 |
| | TH 25* | 570495 |
| HakaGerodur | TH 16* | 570460 |
| HAKASAN | TH 20* | 570470 |
| | TH 26* | 570475 |
| | TH 32 | 570480 |
| | TH 40 | 570485 |
| | TH 50 (S) | 572400 |
| | TH 63 (S) | 572405 |
| Harden 2000 | TH 14* | 570455 |
| Poly-Pex 2000 | TH 16* | 570460 |
| | TH 17* | 570462 |
| | TH 18* | 570465 |
| | TH 20* | 570470 |
| | TH 26* | 570475 |
| | THL 32 | 570487 |
| | TH 40 | 570485 |
| | TH 50 (S) | 572400 |
| | TH 63 (S) | 572405 |
| Harden 2000 | TH 16* | 570460 |
| Poly-Pex Gas | TH 20* | 570470 |
| | TH 26* | 570475 |
| | THL 32 | 570487 |
| Harden 2000 | TH 14* | 570455 |
| Plastic-Press | TH 16* | 570460 |
| | TH 18* | 570465 |
| | TH 20* | 570470 |
| | TH 26* | 570475 |
| HASTINIK | M 15 | 570110 |
| Hastinik/Hitpress | M 18 | 570120 |
| | M 22 | 570130 |
| | M 28 | 570140 |
| | M 35 | 570150 |
| | M 42 (PR-3S)[3] | 572706 |
| | M 54 (PR-3S)[3] | 572708 |
| heima-press | TH 16* | 570460 |
| | TH 20* | 570470 |
| | TH 26* | 570475 |
| | TH 32 | 570480 |
| | TH 40 | 570485 |
| | TH 50 (S) | 572400 |
| | TH 63 (S) | 572405 |
| HELIROMA | U 16* | 570765 |
| Klimapress | U 18* | 570770 |
| | U 20* | 570775 |
| | U 25* | 570780 |
| | U 32 | 570785 |
| | U 40 | 570790 |
| | U 50 | 570795 |
| | U 63 (PR-3B)[3] | 572837 |
| | U 63 (S) | 572365 |
| | U 75 (PR-3B)[3] | 572828 |
| HELIROMA | RFz 16* | 571325 |
| romapress | RFz 20* | 571330 |
| | RFz 25 | 571335 |
| | RFz 32 | 571340 |
| Henco | TH 14* | 570455 |
| | TH 16* | 570460 |
| | TH 18* | 570465 |
| | TH 20* | 570470 |
| | TH 26* | 570475 |
| | HE 32 | 571900 |
| | HE 40 | 571902 |

| System | Pressing contour | Art.-No. |
|---|---|---|
| Henco Gas | TH 16* | 570460 |
| | TH 20* | 570470 |
| | TH 26* | 570475 |
| | HE 32 | 571900 |
| | HE 40 | 571902 |
| herotec | TH 14* | 570455 |
| Tempuss-press | TH 16* | 570460 |
| | TH 20* | 570470 |
| | TH 26* | 570475 |
| | TH 32 | 570480 |
| | TH 40 | 570485 |
| herotec | H 16* | 570320 |
| Tempuss-press | H 20* | 570350 |
| Plus | H 25* | 570360 |
| | H 32 | 570380 |
| | MT 20* | 571744 |
| | MT 25* | 571746 |
| | MT 32 | 571748 |
| | RFz 16* | 571325 |
| | RFz 20* | 571330 |
| | RFz 25 | 571335 |
| | RFz 32 | 571340 |
| | TH 16* | 570460 |
| | TH 20* | 570470 |
| | TH 25* | 570495 |
| | TH 32 | 570480 |
| | U 16* | 570765 |
| | U 20* | 570775 |
| | U 25* | 570780 |
| | U 32 | 570785 |
| | U 40 | 570790 |
| | U 50 | 570795 |
| | U 63 (S) | 572365 |
| | U 63 (PR-3B)[3] | 572837 |
| | U 75 (PR-3B)[3] | 572828 |
| Herz pipefix | TH 10* | 570467 |
| | TH 14* | 570455 |
| | TH 15* | 570457 |
| | TH 16* | 570460 |
| | TH 17* | 570462 |
| | TH 18* | 570465 |
| | TH 20* | 570470 |
| | TH 25* | 570495 |
| | TH 26* | 570475 |
| | TH 32 | 570480 |
| | TH 40 | 570485 |
| | TH 50 (S) | 572400 |
| | TH 63 (S) | 572405 |
| | TH 75 (PR-3B)[3] | 572829 |
| HITEC Sistema | TH 14* | 570455 |
| Multistrato | TH 16* | 570460 |
| | TH 18* | 570465 |
| | TH 20* | 570470 |
| | TH 26* | 570475 |
| | TH 32 | 570480 |
| | TH 40 | 570485 |
| | TH 50 (S) | 572400 |
| Hydro-Air | US ⅜"* | 571450 |
| Systems | US ½"* | 571455 |
| Hydro-Plumb | US ¾"* | 571460 |
| Plus PEX | US 1"* | 571465 |
| | US 1¼" | 571470 |
| Hydro-Air | U 16* (½") | 570765 |
| Systems | U 20* (⅝") | 570775 |
| Hydro-Flex | U 25* (¾") | 570780 |
| PEX-AL-PEX | U 32 (1") | 570785 |
| IBP >B< Flex | U 16* | 570765 |
| | U 18* | 570770 |
| | U 20* | 570775 |
| | U 25* | 570780 |
| | U 32 | 570785 |
| | U 40 | 570790 |
| | U 50 | 570795 |
| | U 63 (S) | 572365 |
| | U 63 (PR-3B)[3] | 572837 |
| | U 75 (PR-3B)[3] | 572828 |

| System | Pressing contour | Art.-No. |
|---|---|---|
| IBP >B< Press | V 12 | 570107 |
| | V 14 | 570112 |
| | V 15 | 570115 |
| | V 16 | 570117 |
| | V 18 | 570125 |
| | V 22 | 570135 |
| | V 28 | 570145 |
| | V 35 | 570155 |
| | V 42 | 570165 |
| | V 54 | 570175 |
| | V 12 45° (PR-2B)[3] | 574502 |
| | V 15 45° (PR-2B)[3] | 574504 |
| | V 18 45° (PR-2B)[3] | 574506 |
| | V 22 45° (PR-2B)[3] | 574508 |
| | V 28 45° (PR-2B)[3] | 574510 |
| | V 35 45° (PR-2B)[3] | 574512 |
| IBP >B< Press | V 12 | 570107 |
| Carbon | V 14 | 570112 |
| | V 15 | 570115 |
| | V 16 | 570117 |
| | V 18 | 570125 |
| | V 22 | 570135 |
| | V 28 | 570145 |
| | V 35 | 570155 |
| | V 42 | 570165 |
| | V 54 | 570175 |
| | V 12 45° (PR-2B)[3] | 574502 |
| | V 15 45° (PR-2B)[3] | 574504 |
| | V 18 45° (PR-2B)[3] | 574506 |
| | V 22 45° (PR-2B)[3] | 574508 |
| | V 28 45° (PR-2B)[3] | 574510 |
| | V 35 45° (PR-2B)[3] | 574512 |
| IBP >B< Press | V 15 | 570115 |
| Gas | V 18 | 570125 |
| | V 22 | 570135 |
| | V 28 | 570145 |
| | V 35 | 570155 |
| | V 42 | 570165 |
| | V 54 | 570175 |
| | V 15 45° (PR-2B)[3] | 574504 |
| | V 18 45° (PR-2B)[3] | 574506 |
| | V 22 45° (PR-2B)[3] | 574508 |
| | V 28 45° (PR-2B)[3] | 574510 |
| | V 35 45° (PR-2B)[3] | 574512 |
| IBP >B< Press | V 15 | 570115 |
| Inox | V 18 | 570125 |
| | V 22 | 570135 |
| | V 28 | 570145 |
| | V 35 | 570155 |
| | V 42 | 570165 |
| | V 54 | 570175 |
| | V 15 45° (PR-2B)[3] | 574504 |
| | V 18 45° (PR-2B)[3] | 574506 |
| | V 22 45° (PR-2B)[3] | 574508 |
| | V 28 45° (PR-2B)[3] | 574510 |
| | V 35 45° (PR-2B)[3] | 574512 |
| IBP >B< Press | V 15 | 570115 |
| Solar | V 18 | 570125 |
| | V 22 | 570135 |
| | V 28 | 570145 |
| | V 35 | 570155 |
| | V 42 | 570165 |
| | V 54 | 570175 |
| | V 15 45° (PR-2B)[3] | 574504 |
| | V 18 45° (PR-2B)[3] | 574506 |
| | V 22 45° (PR-2B)[3] | 574508 |
| | V 28 45° (PR-2B)[3] | 574510 |
| | V 35 45° (PR-2B)[3] | 574512 |
| Idrosanitaria | TH 16* | 570460 |
| Bonomi | TH 20* | 570470 |
| Homegas | TH 26* | 570475 |

Pressfitting systems for gas installations must only be pressed with pressing tongs/pressing rings which are highlighted in yellow.
Observe the national regulations.

* These pressing tongs also fit the manual radial press REMS Eco-Press. Observe the national regulations.

[1] Only pressing tongs from designation “108” (1st quarter of 2008), “208” (2nd quarter of 2008) etc. can be used. The designation is stamped on every pressing jaw.

[2] For this pressfitting system producing a pressing joint with manual radial presses is not permitted.

[3] An adapter tong is required for driving pressing rings (PR), see page 158.

[4] Press fittings made of red bronze (ProPress XL) must be pressed with pressing rings with press contour VUSR, copper fittings (ProPress XL-C) and stainless steel fittings (ProPress XL-S) with pressing rings with press contour VUSF.

[5] For taking suitable pressing inserts.

[6] Press fittings made of red bronze (Sanpress XL) must be pressed with pressing rings with press contour VR, copper fittings (Profipress XL, Profipress G XL), carbon steel (Prestabo XL) and stainless steel fittings (Sanpress Inox XL, Sanpress Inox G XL) with pressing rings with press contour VF.

The suitability of REMS pressing tools for pressfitting systems: Date 28.10.2013. For the updated situation regarding suitability status check our website: www.rems.de → Downloads → Product catalogues, brochures → REMS Catalogue.
Pressing tongs/pressing rings for additional pressfitting systems on request.

# REMS pressing tongs
# REMS pressing rings

Accessories for REMS radial presses (except REMS Mini-Press ACC) and suitable radial presses of other makes

| System | Pressing contour | Art.-No. |
|---|---|---|
| Idrosanitaria | TH 16* | 570460 |
| Bonomi | TH 18* | 570465 |
| Idropress | TH 20* | 570470 |
| | TH 26* | 570475 |
| | TH 32 | 570480 |
| | TH 40 | 570485 |
| | TH 50 (S) | 572400 |
| | TH 63 (S) | 572405 |
| IDROSISTEMI | TH 16* | 570460 |
| Ta-Press | TH 20* | 570470 |
| | TH 26* | 570475 |
| | TH 32 | 570480 |
| | F 16* | 570715 |
| | F 20* | 570725 |
| | F 26* | 570730 |
| | F 32 | 570735 |
| | F 50 | 570745 |
| | H 16* | 570320 |
| | H 20* | 570350 |
| | H 26* | 570370 |
| | H 32 | 570380 |
| | U 16* | 570765 |
| | U 20* | 570775 |
| | U 32 | 570785 |
| | B 16* | 570850 |
| | B 20* | 570860 |
| | B 26 | 570870 |
| | B 32 | 570880 |
| IPA IPANA-Press | TH 10* | 570467 |
| | TH 11,6* | 570482 |
| | TH 12* | 570452 |
| | TH 14* | 570455 |
| | TH 15* | 570457 |
| | TH 16* | 570460 |
| | TH 17* | 570462 |
| | TH 18* | 570465 |
| | TH 20* | 570470 |
| | TH 22* | 570472 |
| | TH 25* | 570495 |
| | TH 26* | 570475 |
| | TH 28 | 570477 |
| | TH 32 | 570480 |
| | TH 40 | 570485 |
| | TH 50 (S) | 572400 |
| | TH 63 (S) | 572405 |
| | TH 75 (PR-3B)[3] | 572829 |
| IPALPEX | TH 14* | 570455 |
| (Industrie du | TH 16* | 570460 |
| Plastique et | TH 18* | 570465 |
| Accessoires) | TH 20* | 570470 |
| | TH 26* | 570475 |
| | THL 32 | 570487 |
| | TH 40 | 570485 |
| | TH 50 (S) | 572400 |
| | TH 63 (S) | 572405 |
| IPLEX | K16/P18* | 572600 |
| PIPELINES | PF 22* | 571980 |
| AUSTRALIA | | |
| Iplex Pro-fit | | |
| IPLEX | K16/P18* | 572600 |
| PIPELINES | K/20* | 572605 |
| AUSTRALIA | K/25* | 572610 |
| Iplex K1 | K32 | 572615 |
| (Gas) | K1/40 | 572620 |
| | K1/50 | 572625 |
| IPLEX | K16/P18* | 572600 |
| PIPELINES | K/20* | 572605 |
| AUSTRALIA | K/25* | 572610 |
| Iplex K2 | | |
| ISOLTUBEX | RFz 16* | 571325 |
| ISOLPEX | RFz 20* | 571330 |
| | RFlz 25 | 571337 |
| | RFlz 32 | 571342 |
| ISOLTUBEX | RFz 16* | 571325 |
| Multicapa | RFz 20* | 571330 |
| | RFlz 25 | 571337 |
| | RFlz 32 | 571342 |
| | U 16* | 570765 |
| | U 20* | 570775 |
| | U 25* | 570780 |
| | U 32 | 570785 |
| | U 40 | 570790 |
| | U 50 | 570795 |
| | U 63 (PR-3B)[3] | 572837 |
| | U 63 (S) | 572365 |
| ISOTUBI | M 15 | 570110 |
| NUMEPRESS | M 18[1] | 570120 |
| | M 22 | 570130 |
| | M 28[1] | 570140 |
| | M 35 | 570150 |
| | M 42 (PR-3S)[3] | 572706 |
| | M 54 (PR-3S)[3] | 572708 |

| System | Pressing contour | Art.-No. |
|---|---|---|
| IVAR | B 20* | 570860 |
| ALPEX-GAS | B 26 | 570870 |
| | B 32 | 570880 |
| IVAR | B 14* | 570845 |
| Ivar-Press | B 16* | 570850 |
| | B 18* | 570855 |
| | B 20* | 570860 |
| | B 26 | 570870 |
| | B 32 | 570880 |
| | F 50 | 570745 |
| | F 63 (S) | 572385 |
| IVAR | TH 16* | 570460 |
| MULTI PRESS | TH 20* | 570470 |
| GAS | TH 26* | 570475 |
| | TH 32 | 570480 |
| IVAR | TH 16* | 570460 |
| Multi Press MP | TH 18* | 570465 |
| | TH 20* | 570470 |
| | TH 25* | 570495 |
| | TH 26* | 570475 |
| | TH 32 | 570480 |
| | TH 40 | 570485 |
| | TH 50 (S) | 572400 |
| | F 16* | 570715 |
| | F 18* | 570720 |
| | F 20* | 570725 |
| | F 26* | 570730 |
| | F 32 | 570735 |
| | F 50 | 570745 |
| | F 63 (S) | 572385 |
| | H 16* | 570320 |
| | H 18* | 570340 |
| | H 20* | 570350 |
| | H 25* | 570360 |
| | H 26* | 570370 |
| | H 32 | 570380 |
| | H 40 (4G) | 570390 |
| | U 16* | 570765 |
| | U 18* | 570770 |
| | U 20* | 570775 |
| | U 25* | 570780 |
| | C 26* | 570750 |
| | U 32 | 570785 |
| | U 40 | 570790 |
| | U 50 | 570795 |
| | B 16* | 570850 |
| | B 18* | 570855 |
| | B 20* | 570860 |
| | B 26 | 570870 |
| | B 32 | 570880 |
| IVAR | TH 16* | 570460 |
| Plastic Multi Press | TH 20* | 570470 |
| PMP | TH 25* | 570495 |
| | TH 26* | 570475 |
| | TH 32 | 570480 |
| | F 16* | 570715 |
| | F 20* | 570725 |
| | F 26* | 570730 |
| | F 32 | 570735 |
| | H 16* | 570320 |
| | H 20* | 570350 |
| | H 25* | 570360 |
| | H 26* | 570370 |
| | H 32 | 570380 |
| | U 16* | 570765 |
| | U 20* | 570775 |
| | U 25* | 570780 |
| | C 26* | 570750 |
| | U 32 | 570785 |
| | B 16* | 570850 |
| | B 20* | 570860 |
| | B 26 | 570870 |
| | B 32 | 570880 |
| Jäger | H 14* | 570310 |
| aquapress H | H 16* | 570320 |
| | H 17* | 570330 |
| | H 18* | 570340 |
| | H 20* | 570350 |
| | H 26* | 570370 |
| | H 32 | 570380 |
| | U 40 | 570790 |
| | U 50 | 570795 |
| | U 63 (S) | 572365 |
| Jäger | M 15 | 570110 |
| Niropress Typ M | M 18 | 570120 |
| | M 22 | 570130 |
| | M 28 | 570140 |
| | M 35 | 570150 |
| | M 42 (4G) | 570160 |
| | M 54 (4G) | 570170 |
| | M 42 (PR-3S)[3] | 572706 |
| | M 54 (PR-3S)[3] | 572708 |

| System | Pressing contour | Art.-No. |
|---|---|---|
| Jaraflex- | TH 14* | 570455 |
| Presssystem | TH 16* | 570460 |
| | TH 18* | 570465 |
| | TH 20* | 570470 |
| | TH 26* | 570475 |
| | TH 32 | 570480 |
| | TH 40 | 570485 |
| KAN | U 16* | 570765 |
| KAN-therm | U 20* | 570775 |
| | U 25* | 570780 |
| | C 26* | 570750 |
| | U 32 | 570785 |
| | U 40 | 570790 |
| | TH 50 (S) | 572400 |
| | TH 63 (S) | 572405 |
| KAN | U 14* | 570760 |
| KAN-therm LBP | U 16* | 570765 |
| | U 20* | 570775 |
| | U 25* | 570780 |
| | C 26* | 570750 |
| | U 32 | 570785 |
| | U 40 | 570790 |
| | TH 14* | 570455 |
| | TH 16* | 570460 |
| | TH 20* | 570470 |
| | TH 25* | 570495 |
| | TH 26* | 570475 |
| | TH 32 | 570480 |
| | TH 40 | 570485 |
| | TH 50 (S) | 572400 |
| | TH 63 (S) | 572405 |
| KAN | M 15 | 570110 |
| KAN-therm | M 18[1] | 570120 |
| Inox | M 22 | 570130 |
| | M 28[1] | 570140 |
| | M 35 | 570150 |
| | M 42 (4G) | 570160 |
| | M 54 (4G) | 570170 |
| | M 42 (PR-3S)[3] | 572706 |
| | M 54 (PR-3S)[3] | 572708 |
| KAN | M 15 | 570110 |
| KAN-therm | M 18[1] | 570120 |
| Steel | M 22 | 570130 |
| | M 28[1] | 570140 |
| | M 35 | 570150 |
| | M 42 (4G) | 570160 |
| | M 54 (4G) | 570170 |
| | M 42 (PR-3S)[3] | 572706 |
| | M 54 (PR-3S)[3] | 572708 |
| KE KELIT | U 16* | 570765 |
| KELIT KELOX | U 18* | 570770 |
| | U 20* | 570775 |
| | U 25* | 570780 |
| | U 32 | 570785 |
| | U 40 | 570790 |
| | U 50 | 570795 |
| | U 63 (S) | 572365 |
| | U 75 (PR-3B)[3] | 572828 |
| KE KELIT | M 15 | 570110 |
| steelFIX | M 18 | 570120 |
| C-Stahl | M 22 | 570130 |
| | M 28 | 570140 |
| | M 35 | 570150 |
| | M 42 (4G) | 570160 |
| | M 54 (4G) | 570170 |
| | M 42 (PR-3S)[3] | 572706 |
| | M 54 (PR-3S)[3] | 572708 |
| KE KELIT | M 15 | 570110 |
| steelFIX | M 18 | 570120 |
| Edelstahl | M 22 | 570130 |
| | M 28 | 570140 |
| | M 35 | 570150 |
| | M 42 (4G) | 570160 |
| | M 54 (4G) | 570170 |
| | M 42 (PR-3S)[3] | 572706 |
| | M 54 (PR-3S)[3] | 572708 |
| KEMBLA | VAU 15 (OD 12,7 mm) | 572687 |
| KemPress | VAU 20 (OD 19,1 mm) | 572689 |
| (AUS) | VAU 25 (OD 25,4 mm) | 572691 |
| | VAU 32 (OD 31,8 mm) | 572693 |
| | VAU 40 (OD 38,1 mm) | 572695 |
| | VAU 50 (OD 50,8 mm) | 572697 |
| KEMBLA | VAU 15 (OD 12,7 mm) | 572687 |
| KemPress Gas | VAU 20 (OD 19,1 mm) | 572689 |
| (AUS) | VAU 25 (OD 25,4 mm) | 572691 |
| | VAU 32 (OD 31,8 mm) | 572693 |
| | VAU 40 (OD 38,1 mm) | 572695 |
| | VAU 50 (OD 50,8 mm) | 572697 |

# REMS pressing tongs
# REMS pressing rings

Accessories for REMS radial presses (except REMS Mini-Press ACC) and suitable radial presses of other makes

| System | Pressing contour | Art.-No. |
|---|---|---|
| KISAN | KI 16* | 571360 |
| Kisan KD | KI 20* | 571370 |
| | KI 25* | 571375 |
| | TH 16* | 570460 |
| | TH 20* | 570470 |
| | TH 25* | 570495 |
| KISAN | KI 16* | 571360 |
| Kisan WL | KI 20* | 571370 |
| | KI 25* | 571375 |
| | KI 32 | 571380 |
| | TH 16* | 570460 |
| | TH 20* | 570470 |
| | TH 25* | 570495 |
| | TH 32 | 570480 |
| KISAN | KI 16* | 571360 |
| Kisan WM | KI 20* | 571370 |
| | KI 25* | 571375 |
| | KI 32 | 571380 |
| KISAN | U 20* | 570775 |
| Kisan WR | U 25* | 570780 |
| | U 32 | 570785 |
| | U 40 | 570790 |
| | U 50 | 570795 |
| KISAN | M 15 | 570110 |
| Kistal C | M 18 | 570120 |
| | M 22 | 570130 |
| | M 28 | 570140 |
| | M 35 | 570150 |
| | M 42 (PR-3S)[3] | 572706 |
| | M 54 (PR-3S)[3] | 572708 |
| | M 15 45° (PR-2B)[3] | 574522 |
| | M 18 45° (PR-2B)[3] | 574524 |
| | M 22 45° (PR-2B)[3] | 574526 |
| | M 28 45° (PR-2B)[3] | 574528 |
| | M 35 45° (PR-2B)[3] | 574530 |
| KISAN | M 15 | 570110 |
| Kistal Inox | M 18 | 570120 |
| | M 22 | 570130 |
| | M 28 | 570140 |
| | M 35 | 570150 |
| | M 42 (PR-3S)[3] | 572706 |
| | M 54 (PR-3S)[3] | 572708 |
| | M 15 45° (PR-2B)[3] | 574522 |
| | M 18 45° (PR-2B)[3] | 574524 |
| | M 22 45° (PR-2B)[3] | 574526 |
| | M 28 45° (PR-2B)[3] | 574528 |
| | M 35 45° (PR-2B)[3] | 574530 |
| KME Q-tec | TH 14* | 570455 |
| | TH 16* | 570460 |
| | TH 20* | 570470 |
| | TH 26* | 570475 |
| Largo- | TH 12* | 570452 |
| Presssystem | TH 14* | 570455 |
| | TH 16* | 570460 |
| | TH 18* | 570465 |
| | TH 20* | 570470 |
| | TH 26* | 570475 |
| | TH 32 | 570480 |
| | TH 40 | 570485 |
| | TH 50 (S) | 572400 |
| | TH 63 (S) | 572405 |
| LECHAR | TH 16* | 570460 |
| ALCOBRAPEX | TH 20* | 570470 |
| | TH 26* | 570475 |
| | TH 32 | 570480 |
| | TH 40 | 570485 |

| System | Pressing contour | Art.-No. |
|---|---|---|
| LECHAR | U 16* | 570765 |
| COBRAPEX | U 20* | 570775 |
| | U 25* | 570780 |
| | U 32 | 570785 |
| LEGEND-PRESS | VUS ½" | 571770 |
| press fitting | VUS ¾" | 571775 |
| system | VUS 1" | 571780 |
| | VUS 1¼" | 571785 |
| | VUS 1½" | 571790 |
| | VUS 2" | 571795 |
| LK Systems | V 12 | 570107 |
| LK >B<Press | V 15 | 570115 |
| | V 18 | 570125 |
| | V 22 | 570135 |
| | V 28 | 570145 |
| | V 35 | 570155 |
| | V 42 | 570165 |
| | V 54 | 570175 |
| | V 12 45° (PR-2B)[3] | 574502 |
| | V 15 45° (PR-2B)[3] | 574504 |
| | V 18 45° (PR-2B)[3] | 574506 |
| | V 22 45° (PR-2B)[3] | 574508 |
| | V 28 45° (PR-2B)[3] | 574510 |
| | V 35 45° (PR-2B)[3] | 574512 |
| LK Systems | V 12 | 570107 |
| LK >B<Press | V 15 | 570115 |
| Elförzinkat | V 18 | 570125 |
| | V 22 | 570135 |
| | V 28 | 570145 |
| | V 35 | 570155 |
| | V 42 | 570165 |
| | V 54 | 570175 |
| | V 12 45° (PR-2B)[3] | 574502 |
| | V 15 45° (PR-2B)[3] | 574504 |
| | V 18 45° (PR-2B)[3] | 574506 |
| | V 22 45° (PR-2B)[3] | 574508 |
| | V 28 45° (PR-2B)[3] | 574510 |
| | V 35 45° (PR-2B)[3] | 574512 |
| LK Systems | V 15 | 570115 |
| LK >B<Press | V 18 | 570125 |
| Gas | V 22 | 570135 |
| | V 28 | 570145 |
| | V 35 | 570155 |
| | V 42 | 570165 |
| | V 54 | 570175 |
| | V 15 45° (PR-2B)[3] | 574504 |
| | V 18 45° (PR-2B)[3] | 574506 |
| | V 22 45° (PR-2B)[3] | 574508 |
| | V 28 45° (PR-2B)[3] | 574510 |
| | V 35 45° (PR-2B)[3] | 574512 |
| LK Systems | TH 16* | 570460 |
| LK Universal | TH 20* | 570470 |
| | TH 25* | 570495 |
| | TH 32 | 570480 |
| | TH 40 | 570485 |
| | TH 50 (S) | 572400 |
| | TH 63 (S) | 572405 |
| LVI-DAHL | U 16* | 570765 |
| Altech-Alupex | U 20* | 570775 |
| | U 25* | 570780 |
| | U 32 | 570785 |
| Mair Heiztechnik | M 12 | 570100 |
| Gomafix Cu/E | M 15 | 570110 |
| | M 18[1] | 570120 |
| | M 22 | 570130 |
| | M 12 45° (PR-2B)[3] | 574520 |
| | M 15 45° (PR-2B)[3] | 574522 |
| | M 18 45° (PR-2B)[3] | 574524 |
| | M 22 45° (PR-2B)[3] | 574526 |

| System | Pressing contour | Art.-No. |
|---|---|---|
| Mair Heiztechnik | H 11,5* | 570315 |
| Gomafix M | H 14* | 570310 |
| | H 16* | 570320 |
| | H 20* | 570350 |
| Mair Heiztechnik | H 11,5* | 570315 |
| M-Press | H 14* | 570310 |
| | H 16* | 570320 |
| | H 20* | 570350 |
| | H 26* | 570370 |
| | H 32 | 570380 |
| | U 40 | 570790 |
| Ma.s.ter System | TH 14* | 570455 |
| PRESSMASTER | TH 16* | 570460 |
| | TH 18* | 570465 |
| | TH 20* | 570470 |
| | TH 25* | 570495 |
| | TH 26* | 570475 |
| | TH 32 | 570480 |
| | TH 40 | 570485 |
| | TH 50 (S) | 572400 |
| | TH 63 (S) | 572405 |
| | H 14* | 570310 |
| | H 16* | 570320 |
| | H 18* | 570340 |
| | H 20* | 570350 |
| | H 26* | 570370 |
| | H 32 | 570380 |
| | H 40 (4G) | 570390 |
| | U 14* | 570760 |
| | U 16* | 570765 |
| | U 18* | 570770 |
| | U 20* | 570775 |
| | U 25* | 570780 |
| | U 32 | 570785 |
| | U 40 | 570790 |
| | U 50 | 570795 |
| | U 63 (PR-3B)[3] | 572837 |
| | U 63 (S) | 572365 |
| MAXITUB | RFz 12* | 571320 |
| MAXIPRESS | RFz 16* | 571325 |
| | RFz 20* | 571330 |
| | RFz 25 | 571335 |
| | RFz 32 | 571340 |
| MAXITUB | TH 14* | 570455 |
| METALPEX | TH 16* | 570460 |
| | TH 20* | 570470 |
| | TH 26* | 570475 |
| | TH 32 | 570480 |
| MEGARO | H 11,5* | 570315 |
| HAKAPRESS | H 14* | 570310 |
| | H 16* | 570320 |
| | H 17* | 570330 |
| | H 18* | 570340 |
| | H 20* | 570350 |
| | H 26* | 570370 |
| | H 32 | 570380 |
| | H 40 (4G) | 570390 |
| | U 40 | 570790 |
| | F 50 | 570745 |
| | F 63 (S) | 572385 |
| MEGARO | B 16* | 570850 |
| MEGAPRESS | B 20* | 570860 |
| | B 26 | 570870 |
| | B 32 | 570880 |
| | F 40 | 570742 |
| | F 50 | 570745 |
| | F 63 (S) | 572385 |

Pressfitting systems for gas installations must only be pressed with pressing tongs/pressing rings which are highlighted in yellow.
Observe the national regulations.

* These pressing tongs also fit the manual radial press REMS Eco-Press. Observe the national regulations.

[1] Only pressing tongs from designation "108" (1st quarter of 2008), "208" (2nd quarter of 2008) etc. can be used. The designation is stamped on every pressing jaw.

[2] For this pressfitting system producing a pressing joint with manual radial presses is not permitted.

[3] An adapter tong is required for driving pressing rings (PR), see page 158.

[4] Press fittings made of red bronze (ProPress XL) must be pressed with pressing rings with press contour VUSR, copper fittings (ProPress XL-C) and stainless steel fittings (ProPress XL-S) with pressing rings with press contour VUSF.

[5] For taking suitable pressing inserts.

[6] Press fittings made of red bronze (Sanpress XL) must be pressed with pressing rings with press contour VR, copper fittings (Profipress XL, Profipress G XL), carbon steel (Prestabo XL) and stainless steel fittings (Sanpress Inox XL, Sanpress Inox G XL) with pressing rings with press contour VF.

The suitability of REMS pressing tools for pressfitting systems: Date 28.10.2013. For the updated situation regarding suitability status check our website: www.rems.de → Downloads → Product catalogues, brochures → REMS Catalogue.
Pressing tongs/pressing rings for additional pressfitting systems on request.

# REMS pressing tongs
# REMS pressing rings

Accessories for REMS radial presses (except REMS Mini-Press ACC) and suitable radial presses of other makes

| System | Pressing contour | Art.-No. |
|---|---|---|
| MEGARO | B 16* | 570850 |
| MEGAPRESS MP | B 20* | 570860 |
| | B 26 | 570870 |
| | B 32 | 570880 |
| | F 16* | 570715 |
| | F 20* | 570725 |
| | F 26* | 570730 |
| | F 32 | 570735 |
| | F 40 | 570742 |
| | F 50 | 570745 |
| | F 63 (S) | 572385 |
| | H 16* | 570320 |
| | H 20* | 570350 |
| | H 26* | 570370 |
| | H 32 | 570380 |
| | TH 16* | 570460 |
| | TH 20* | 570470 |
| | TH 26* | 570475 |
| | TH 32 | 570480 |
| | U 16* | 570765 |
| | U 20* | 570775 |
| | U 32 | 570785 |
| MEGARO | B 16* | 570850 |
| MEGAPRESS | B 20* | 570860 |
| MPL | B 26 | 570870 |
| | B 32 | 570880 |
| | F 16* | 570715 |
| | F 20* | 570725 |
| | F 26* | 570730 |
| | F 32 | 570735 |
| | F 40 | 570742 |
| | F 50 | 570745 |
| | F 63 (S) | 572385 |
| | H 16* | 570320 |
| | H 20* | 570350 |
| | H 26* | 570370 |
| | H 32 | 570380 |
| | TH 16* | 570460 |
| | TH 20* | 570470 |
| | TH 26* | 570475 |
| | TH 32 | 570480 |
| | U 16* | 570765 |
| | U 20* | 570775 |
| | U 32 | 570785 |
| METALGRUP | RFz 16* | 571325 |
| PexGrup | RFz 20* | 571330 |
| | RFz 25 | 571335 |
| | RFz 32 | 571340 |
| METALGRUP | U 16* | 570765 |
| MultiGrup | U 18* | 570770 |
| | U 20* | 570775 |
| | U 25* | 570780 |
| | U 32 | 570785 |
| MULTITHERM | TH 16* | 570460 |
| PRESSSYSTEM | TH 18* | 570465 |
| | TH 20* | 570470 |
| | TH 26* | 570475 |
| | TH 32 | 570480 |
| | TH 40 | 570485 |
| | TH 50 (S) | 572400 |
| | TH 63 (S) | 572405 |
| | TH 75 (PR-3B)[3] | 572829 |
| Multicapas | U 16* | 570765 |
| Industrial | U 18* | 570770 |
| multitubo systems | MT 20* | 571744 |
| MC | MT 25* | 571746 |
| | MT 32 | 571748 |
| | U 40 | 570790 |
| | U 50 | 570795 |
| | U 63 (S) | 572365 |
| | U 63 (PR-3B)[3] | 572837 |
| | U 75 (PR-3B)[3] | 572828 |
| Multicapas | U 16* | 570765 |
| Industrial | MT 20* | 571744 |
| multitubo systems | MT 25* | 571746 |
| MM | MT 32 | 571748 |
| | TH 16* | 570460 |
| | TH 20* | 570470 |
| | TH 25* | 570495 |
| | TH 26* | 570475 |
| | TH 32 | 570480 |
| | RFz 16* | 571325 |
| | RFz 20* | 571330 |
| | RFz 25 | 571335 |
| | RFz 32 | 571340 |
| | H 16* | 570320 |
| | H 20* | 570350 |
| | H 25* | 570360 |
| | H 26* | 570370 |
| | H 32 | 570380 |

| System | Pressing contour | Art.-No. |
|---|---|---|
| NEUTHERM | H 16* | 570320 |
| MEKUPRESS-HT | H 20* | 570350 |
| | H 26* | 570370 |
| | H 32 | 570380 |
| | H 40 (4G) | 570390 |
| | U 40 | 570790 |
| NIBCO (POL) | H 16* | 570320 |
| NEXT-Heat | H 20* | 570350 |
| | H 25* | 570360 |
| | H 32 | 570380 |
| | TH 16* | 570460 |
| | TH 20* | 570470 |
| | TH 25* | 570495 |
| | TH 32 | 570480 |
| | U 16* | 570765 |
| | U 20* | 570775 |
| | U 25* | 570780 |
| | U 32 | 570785 |
| NIBCO (USA) | VUS ½" | 571770 |
| Press System | VUS ¾" | 571775 |
| Copper | VUS 1" | 571780 |
| | VUS 1¼" | 571785 |
| | VUS 1½" | 571790 |
| | VUS 2" | 571795 |
| Nicoll Fluxo | TH 16* | 570460 |
| | TH 20* | 570470 |
| | TH 26* | 570475 |
| | TH 32 | 570480 |
| | TH 40 | 570485 |
| | TH 50 (S) | 572400 |
| | TH 63 (S) | 572405 |
| | TH 75 (PR-3B)[3] | 572829 |
| Nicoll Fluxo Gas | TH 16* | 570460 |
| | TH 20* | 570470 |
| | TH 26* | 570475 |
| NIROTEC | M 15 | 570110 |
| PRESSFITTING | M 18 | 570120 |
| | M 22 | 570130 |
| | M 28 | 570140 |
| | M 35 | 570150 |
| | M 42 (4G) | 570160 |
| | M 54 (4G) | 570170 |
| N.T.M. | TH 14* | 570455 |
| WINNY-AL | TH 16* | 570460 |
| | TH 18* | 570465 |
| | TH 20* | 570470 |
| | TH 26* | 570475 |
| | TH 32 | 570480 |
| | TH 40 | 570485 |
| | TH 50 (S) | 572400 |
| | TH 63 (S) | 572405 |
| | H 14* | 570310 |
| | H 16* | 570320 |
| | H 18* | 570340 |
| | H 20* | 570350 |
| | H 26* | 570370 |
| | H 32 | 570380 |
| | H 40 (4G) | 570390 |
| | U 14* | 570760 |
| | U 16* | 570765 |
| | U 18* | 570770 |
| | U 20* | 570775 |
| | U 25* | 570780 |
| | U 32 | 570785 |
| | U 40 | 570790 |
| | U 50 | 570795 |
| | U 63 (S) | 572365 |
| NUPIGECO | U 14* | 570760 |
| Multinupi | U 16* | 570765 |
| | U 18* | 570770 |
| | U 20* | 570775 |
| | C 26* | 570750 |
| | U 32 | 570785 |
| | U 40 | 570790 |
| | U 50 | 570795 |
| | U 63 (PR-3B)[3] | 572837 |
| | U 63 (S) | 572365 |
| Nussbaum | V 12 | 570107 |
| Cupress | V 15 | 570115 |
| | V 18 | 570125 |
| | V 22 | 570135 |
| | V 28 | 570145 |
| | V 12 45° (PR-2B)[3] | 574502 |
| | V 15 45° (PR-2B)[3] | 574504 |
| | V 18 45° (PR-2B)[3] | 574506 |
| | V 22 45° (PR-2B)[3] | 574508 |
| | V 28 45° (PR-2B)[3] | 574510 |
| Nussbaum | VP 16* | 570910 |
| Optiflex Press | VP 20* | 570915 |
| | VP 25* | 570920 |
| | VP 32 | 570925 |

| System | Pressing contour | Art.-No. |
|---|---|---|
| Nussbaum | V 15 | 570115 |
| Optipress | V 18 | 570125 |
| Aquaplus | V 22 | 570135 |
| | V 28 | 570145 |
| | V 35 | 570155 |
| | V 42 | 570165 |
| | V 54 | 570175 |
| | VF 64,0 (PR-3B)[3] | 572815 |
| | VF 76,1 (PR-3B)[3] | 572816 |
| | VF 88,9 (PR-3B)[3] | 572817 |
| | VF 108,0 (PR-3B)[3] | 572818 |
| | V 15 45° (PR-2B)[3] | 574504 |
| | V 18 45° (PR-2B)[3] | 574506 |
| | V 22 45° (PR-2B)[3] | 574508 |
| | V 28 45° (PR-2B)[3] | 574510 |
| | V 35 45° (PR-2B)[3] | 574512 |
| Nussbaum | V 15 | 570115 |
| Optipress-Gaz | V 18 | 570125 |
| | V 22 | 570135 |
| | V 28 | 570145 |
| | V 35 | 570155 |
| | V 42 | 570165 |
| | V 54 | 570175 |
| | VF 64,0 (PR-3B)[3] | 572815 |
| | VF 76,1 (PR-3B)[3] | 572816 |
| | VF 88,9 (PR-3B)[3] | 572817 |
| | VF 108,0 (PR-3B)[3] | 572818 |
| | V 15 45° (PR-2B)[3] | 574504 |
| | V 18 45° (PR-2B)[3] | 574506 |
| | V 22 45° (PR-2B)[3] | 574508 |
| | V 28 45° (PR-2B)[3] | 574510 |
| | V 35 45° (PR-2B)[3] | 574512 |
| Nussbaum | V 15 | 570115 |
| Optipress-Therm | V 18 | 570125 |
| | V 22 | 570135 |
| | V 28 | 570145 |
| | V 35 | 570155 |
| | V 42 | 570165 |
| | V 54 | 570175 |
| | VF 64,0 (PR-3B)[3] | 572815 |
| | VF 76,1 (PR-3B)[3] | 572816 |
| | VF 88,9 (PR-3B)[3] | 572817 |
| | VF 108,0 (PR-3B)[3] | 572818 |
| | V 15 45° (PR-2B)[3] | 574504 |
| | V 18 45° (PR-2B)[3] | 574506 |
| | V 22 45° (PR-2B)[3] | 574508 |
| | V 28 45° (PR-2B)[3] | 574510 |
| | V 35 45° (PR-2B)[3] | 574512 |
| O.M.T. | H 16* | 570320 |
| Heizungssystem | H 20* | 570350 |
| | H 26* | 570370 |
| | H 32 | 570380 |
| | H 40 (4G) | 570390 |
| Oteraccordi | M 12 | 570100 |
| Oter Tecno[1] | M 15 | 570110 |
| | M 18 | 570120 |
| | M 22 | 570130 |
| | M 28 | 570140 |
| | M 35 | 570150 |
| | M 42 (PR-3S)[3] | 572706 |
| | M 54 (PR-3S)[3] | 572708 |
| Oteraccordi | M 12 | 570100 |
| Oter Tecno | M 15 | 570110 |
| carbonio[1] | M 18 | 570120 |
| | M 22 | 570130 |
| | M 28 | 570140 |
| | M 35 | 570150 |
| | M 42 (PR-3S)[3] | 572706 |
| | M 54 (PR-3S)[3] | 572708 |
| Oventrop Cofit P | H 16 A* | 570620 |
| | H 20 A* | 570650 |
| | H 26 A* | 570670 |
| | H 32 A | 570680 |
| | H 40 A | 570690 |
| | U 50 | 570795 |
| | U 63 (PR-3B)[3] | 572837 |
| | U 63 (S) | 572365 |
| PB TUB | RFz 12* | 571320 |
| SERTIPRESS | RFz 16* | 571325 |
| | RFz 20* | 571330 |
| | RFz 25 | 571335 |
| Pegler Yorkshire | M 15 | 570110 |
| XPress Carbon | M 18[1] | 570120 |
| | M 22 | 570130 |
| | M 28[1] | 570140 |
| | M 35 | 570150 |
| | M 42 (PR-3S)[3] | 572706 |
| | M 54 (PR-3S)[3] | 572708 |
| Pegler Yorkshire | M 12 | 570100 |
| XPress Copper | M 15 | 570110 |
| | M 18[1] | 570120 |
| | M 22 | 570130 |
| | M 28[1] | 570140 |
| | M 35 | 570150 |
| | M 42 (PR-3S)[3] | 572706 |
| | M 54 (PR-3S)[3] | 572708 |

# REMS pressing tongs
# REMS pressing rings

Accessories for REMS radial presses (except REMS Mini-Press ACC) and suitable radial presses of other makes

| System | Pressing contour | Art.-No. |
|---|---|---|
| Pegler Yorkshire | M 15 | 570110 |
| XPress Copper | M 18[1)] | 570120 |
| Gas | M 22 | 570130 |
| | M 28[1)] | 570140 |
| | M 35 | 570150 |
| | M 42 (PR-3S)[3)] | 572706 |
| | M 54 (PR-3S)[3)] | 572708 |
| Pegler Yorkshire | TH 14* | 570455 |
| Henco Multilayer | TH 16* | 570460 |
| Solutions | TH 18* | 570465 |
| | TH 20* | 570470 |
| | TH 26* | 570475 |
| | HE 32 | 571900 |
| | HE 40 | 571902 |
| Pegler Yorkshire | M 15 | 570110 |
| XPress Solar | M 18[1)] | 570120 |
| | M 22 | 570130 |
| | M 28[1)] | 570140 |
| | M 35 | 570150 |
| | M 42 (PR-3S)[3)] | 572706 |
| | M 54 (PR-3S)[3)] | 572708 |
| Pegler Yorkshire | M 15 | 570110 |
| XPress | M 18[1)] | 570120 |
| Stainless | M 22 | 570130 |
| | M 28[1)] | 570140 |
| | M 35 | 570150 |
| | M 42 (PR-3S)[3)] | 572706 |
| | M 54 (PR-3S)[3)] | 572708 |
| PERFEXIM | U 16* | 570765 |
| "PERFEKT | U 20* | 570775 |
| SYSTEM" | U 25* | 570780 |
| | U 32 | 570785 |
| PERFILTUBO | U 16* | 570765 |
| PERFILALUPEX | U 18* | 570770 |
| | U 20* | 570775 |
| | U 25* | 570780 |
| | U 32 | 570785 |
| | U 40 | 570790 |
| | U 50 | 570795 |
| | U 63 (PR-3B)[3)] | 572837 |
| | U 63 (S) | 572365 |
| | U 75 (PR-3B)[3)] | 572828 |
| PERFILTUBO | M 15 | 570110 |
| PERFILPRESS | M 18 | 570120 |
| | M 22 | 570130 |
| | M 28 | 570140 |
| | M 35 | 570150 |
| | M 42 (4G) | 570160 |
| | M 54 (4G) | 570170 |
| | M 42 (PR-3S)[3)] | 572706 |
| | M 54 (PR-3S)[3)] | 572708 |
| PEXTUBE | RFz 16* | 571325 |
| PexTube | RFz 20* | 571330 |
| | RFlz 25 | 571337 |
| | RFlz 32 | 571342 |
| PIPELIFE | M 15 | 570110 |
| C-PRESS | M 18 | 570120 |
| | M 22 | 570130 |
| | M 28 | 570140 |
| | M 35 | 570150 |
| | M 42 (PR-3S)[3)] | 572706 |
| | M 54 (PR-3S)[3)] | 572708 |
| PIPELIFE- | TH 16* | 570460 |
| RADOPRESS | TH 18* | 570465 |
| | TH 20* | 570470 |
| | TH 26* | 570475 |
| | TH 32 | 570480 |
| | TH 40 | 570485 |
| | TH 50 (S) | 572400 |
| | TH 63 (S) | 572405 |

| System | Pressing contour | Art.-No. |
|---|---|---|
| PLASTICA ALFA | H 16* | 570320 |
| Multypex | H 20* | 570350 |
| | H 26* | 570370 |
| | H 32 | 570380 |
| | U 16* | 570765 |
| | U 20* | 570775 |
| | C 26* | 570750 |
| | U 32 | 570785 |
| PLASTICA ALFA | H 16* | 570320 |
| Multypexalfa Gas | H 20* | 570350 |
| | H 26* | 570370 |
| PLASTICA ALFA | H 16* | 570320 |
| Multypexalfa Gas | H 20* | 570350 |
| protek | H 26* | 570370 |
| PLASTICA ALFA | H 16* | 570320 |
| Multypex | H 20* | 570350 |
| Air | H 26* | 570370 |
| | H 32 | 570380 |
| | U 16* | 570765 |
| | U 20* | 570775 |
| | C 26* | 570750 |
| | U 32 | 570785 |
| PLASTICA ALFA | H 16* | 570320 |
| Multypex | H 20* | 570350 |
| Plus | H 26* | 570370 |
| | H 32 | 570380 |
| | U 16* | 570765 |
| | U 20* | 570775 |
| | C 26* | 570750 |
| | U 32 | 570785 |
| PLASTICA ALFA | H 16* | 570320 |
| Multypex | H 20* | 570350 |
| Thermo | H 26* | 570370 |
| | H 32 | 570380 |
| | U 16* | 570765 |
| | U 20* | 570775 |
| | C 26* | 570750 |
| | U 32 | 570785 |
| PLASTICA ALFA | H 16* | 570320 |
| Multypex | H 20* | 570350 |
| Thermo Plus | H 26* | 570370 |
| | H 32 | 570380 |
| | U 16* | 570765 |
| | U 20* | 570775 |
| | C 26* | 570750 |
| | U 32 | 570785 |
| PLÁSTICOS | RFz 16* | 571325 |
| FERRO | RFz 20* | 571330 |
| FERROPLAST | RFz 25 | 571335 |
| Pressfitting PE-X | RFz 32 | 571340 |
| PLOMYPLAS | RFz 16* | 571325 |
| plomyPRESS | RFz 20* | 571330 |
| plomyAIR | RFz 25 | 571335 |
| | RFz 32 | 571340 |
| | TH 16* | 570460 |
| | TH 20* | 570470 |
| | TH 25* | 570495 |
| | TH 32 | 570480 |
| | U 16* | 570765 |
| | U 20* | 570775 |
| | U 25* | 570780 |
| | U 32 | 570785 |
| PLOMYPLAS | TH 16* | 570460 |
| plomyPRESS | TH 20* | 570470 |
| plomyGAS | TH 25* | 570495 |
| | TH 32 | 570480 |

| System | Pressing contour | Art.-No. |
|---|---|---|
| PLOMYPLAS | RFz 16* | 571325 |
| plomyPRESS | RFz 20* | 571330 |
| plomyLAYER | RFz 25 | 571335 |
| | RFz 32 | 571340 |
| | TH 16* | 570460 |
| | TH 20* | 570470 |
| | TH 25* | 570495 |
| | TH 32 | 570480 |
| | U 16* | 570765 |
| | U 20* | 570775 |
| | U 25* | 570780 |
| | U 32 | 570785 |
| PLOMYPLAS | RFz 16* | 571325 |
| plomyPRESS | RFz 20* | 571330 |
| plomyLAYER PEX | RFz 25 | 571335 |
| | RFz 32 | 571340 |
| | TH 16* | 570460 |
| | TH 20* | 570470 |
| | TH 25* | 570495 |
| | TH 32 | 570480 |
| | U 16* | 570765 |
| | U 20* | 570775 |
| | U 25* | 570780 |
| | U 32 | 570785 |
| PLOMYPLAS | RFz 16* | 571325 |
| plomyPRESS | RFz 20* | 571330 |
| plomyPERT EVAL | RFz 25 | 571335 |
| | RFz 32 | 571340 |
| | TH 16* | 570460 |
| | TH 20* | 570470 |
| | TH 25* | 570495 |
| | TH 32 | 570480 |
| | U 16* | 570765 |
| | U 20* | 570775 |
| | U 25* | 570780 |
| | U 32 | 570785 |
| PLOMYPLAS | RFz 16* | 571325 |
| plomyPRESS | RFz 20* | 571330 |
| plomyPEX | RFz 25 | 571335 |
| | RFz 32 | 571340 |
| | TH 16* | 570460 |
| | TH 20* | 570470 |
| | TH 25* | 570495 |
| | TH 32 | 570480 |
| | U 16* | 570765 |
| | U 20* | 570775 |
| | U 25* | 570780 |
| | U 32 | 570785 |
| PLOMYPLAS | RFz 16* | 571325 |
| plomyPRESS | RFz 20* | 571330 |
| plomyPEX EVAL | RFz 25 | 571335 |
| | RFz 32 | 571340 |
| | TH 16* | 570460 |
| | TH 20* | 570470 |
| | TH 25* | 570495 |
| | TH 32 | 570480 |
| | U 16* | 570765 |
| | U 20* | 570775 |
| | U 25* | 570780 |
| | U 32 | 570785 |
| PLUMBING PLUS | VAU 15 (OD 12,7 mm) | 572687 |
| PRESS PLUS | VAU 20 (OD 19,1 mm) | 572689 |
| (AUS) | VAU 25 (OD 25,4 mm) | 572691 |
| | VAU 32 (OD 31,8 mm) | 572693 |
| | VAU 40 (OD 38,1 mm) | 572695 |
| | VAU 50 (OD 50,8 mm) | 572697 |
| | VAUF 65 (PR-3B)[3)] (OD 63,5 mm) | 572839 |
| | VAUF 80 (PR-3B)[3)] (OD 76,2 mm) | 572840 |
| | VAUF 100 (PR-3B)[3)] (OD 101,6 mm) | 572841 |

Pressfitting systems for gas installations must only be pressed with pressing tongs/pressing rings which are highlighted in yellow.
Observe the national regulations.

* These pressing tongs also fit the manual radial press REMS Eco-Press. Observe the national regulations.

1) Only pressing tongs from designation “108” (1st quarter of 2008), “208” (2nd quarter of 2008) etc. can be used. The designation is stamped on every pressing jaw.

2) For this pressfitting system producing a pressing joint with manual radial presses is not permitted.

3) An adapter tong is required for driving pressing rings (PR), see page 158.

4) Press fittings made of red bronze (ProPress XL) must be pressed with pressing rings with press contour VUSR, copper fittings (ProPress XL-C) and stainless steel fittings (ProPress XL-S) with pressing rings with press contour VUSF.

5) For taking suitable pressing inserts.

6) Press fittings made of red bronze (Sanpress XL) must be pressed with pressing rings with press contour VR, copper fittings (Profipress XL, Profipress G XL), carbon steel (Prestabo XL) and stainless steel fittings (Sanpress Inox XL, Sanpress Inox G XL) with pressing rings with press contour VF.

The suitability of REMS pressing tools for pressfitting systems: Date 28.10.2013. For the updated situation regarding suitability status check our website: www.rems.de → Downloads → Product catalogues, brochures → REMS Catalogue.
Pressing tongs/pressing rings for additional pressfitting systems on request.

# REMS pressing tongs
# REMS pressing rings

Accessories for REMS radial presses (except REMS Mini-Press ACC) and suitable radial presses of other makes

| System | Pressing contour | Art.-No. |
|---|---|---|
| POLYPIPE | F 16* | 570715 |
| POLYPRESS | F 20* | 570725 |
| | F 26* | 570730 |
| | F 32 | 570735 |
| | F 40 | 570742 |
| | F 50 | 570745 |
| | F 63 (S) | 572385 |
| | F 75 (PR-3B)[3] | 572830 |
| POLYPIPE | TH 10* | 570467 |
| POLYSURE | TH 15* | 570457 |
| | TH 22* | 570472 |
| | TH 28 | 570477 |
| POLYSAN | TH 14* | 570455 |
| Handelsges. | TH 16* | 570460 |
| m.b.H. & Co KG | TH 17* | 570462 |
| (Krems/Öster- | TH 18* | 570465 |
| reich) POLYSAN- | TH 20* | 570470 |
| Press-System | TH 26* | 570475 |
| | TH 32 | 570480 |
| | TH 40 | 570485 |
| | TH 50 (S) | 572400 |
| | TH 63 (S) | 572405 |
| | TH 75 (PR-3B)[3] | 572829 |
| POLYSAN | M 15 | 570110 |
| Handelsges. | M 18 | 570120 |
| m.b.H. & Co KG | M 22 | 570130 |
| (Krems/Öster- | M 28 | 570140 |
| reich) POLYSAN- | M 35 | 570150 |
| EUROTUBI | M 42 (PR-3S)[3] | 572706 |
| C-Stahl-Press- | M 54 (PR-3S)[3] | 572708 |
| System | | |
| POLYSAN | M 15 | 570110 |
| Handelsges. | M 18 | 570120 |
| m.b.H. & Co KG | M 22 | 570130 |
| (Krems/Öster- | M 28 | 570140 |
| reich) POLYSAN- | M 35 | 570150 |
| EUROTUBI | M 42 (PR-3S)[3] | 572706 |
| Edelstahl- | M 54 (PR-3S)[3] | 572708 |
| Press-System | | |
| POLYSAN | M 15 | 570110 |
| Handelsges. | M 18 | 570120 |
| m.b.H. & Co KG | M 22 | 570130 |
| (Krems/Öster- | M 28 | 570140 |
| reich) POLYSAN- | M 35 | 570150 |
| EUROTUBI | M 42 (PR-3S)[3] | 572706 |
| Edelstahl-Press | M 54 (PR-3S)[3] | 572708 |
| System Gas | | |
| POLYSAN | U 16* | 570765 |
| (España) | U 18* | 570770 |
| Rainbow | U 20* | 570775 |
| | U 25* | 570780 |
| | U 32 | 570785 |
| | U 40 | 570790 |
| | U 50 | 570795 |
| | U 63 (PR-3B)[3] | 572837 |
| | U 63 (S) | 572365 |
| Prandelli | H 14* | 570310 |
| Multyrama Pf | H 16* | 570320 |
| | H 18* | 570340 |
| | H 20* | 570350 |
| | H 26* | 570370 |
| | H 32 | 570380 |
| | U 40 | 570790 |
| | U 50 | 570795 |
| Prandelli | H 16* | 570320 |
| Multyrama Pfm | H 18* | 570340 |
| | H 20* | 570350 |
| | H 26* | 570370 |
| | H 32 | 570380 |
| | TH 16* | 570460 |
| | TH 18* | 570465 |
| | TH 20* | 570470 |
| | TH 26* | 570475 |
| | TH 32 | 570480 |
| | U 16* | 570765 |
| | U 18* | 570770 |
| | U 20* | 570775 |
| PRASKI | TH 10* | 570467 |
| BAVARIA-press | TH 14* | 570455 |
| | TH 16* | 570460 |
| | TH 17* | 570462 |
| | TH 20* | 570470 |
| | TH 26* | 570475 |
| | TH 32 | 570480 |
| | TH 40 | 570485 |

| System | Pressing contour | Art.-No. |
|---|---|---|
| Raccorderie | M 15 | 570110 |
| Metalliche | M 18 | 570120 |
| inoxPRES[1] | M 22 | 570130 |
| | M 28 | 570140 |
| | M 35 | 570150 |
| | M 42 (PR-3S)[3] | 572706 |
| | M 54 (PR-3S)[3] | 572708 |
| Raccorderie | M 15 | 570110 |
| Metalliche | M 18 | 570120 |
| steelPRES[1] | M 22 | 570130 |
| | M 28 | 570140 |
| | M 35 | 570150 |
| | M 42 (PR-3S)[3] | 572706 |
| | M 54 (PR-3S)[3] | 572708 |
| RBM Tita-gas | TH 16* | 570460 |
| | TH 20* | 570470 |
| | TH 26* | 570475 |
| | TH 32 | 570480 |
| RBM Tita-fix | B 14* | 570845 |
| | B 16* | 570850 |
| | B 18* | 570855 |
| | B 20* | 570860 |
| | B 26 | 570870 |
| | F 16* | 570715 |
| | F 18* | 570720 |
| | F 20* | 570725 |
| | H 14* | 570310 |
| | H 16* | 570320 |
| | H 18* | 570340 |
| | H 20* | 570350 |
| | H 26* | 570370 |
| | H 32 | 570380 |
| | TH 14* | 570455 |
| | TH 16* | 570460 |
| | TH 18* | 570465 |
| | TH 20* | 570470 |
| | TH 26* | 570475 |
| | TH 32 | 570480 |
| | TH 40 | 570485 |
| | TH 50 (S) | 572400 |
| | TH 63 (S) | 572405 |
| | U 14* | 570760 |
| | U 16* | 570765 |
| | U 18* | 570770 |
| | U 20* | 570775 |
| remo | H 14* | 570310 |
| | H 16* | 570320 |
| | H 18* | 570340 |
| | H 20* | 570350 |
| | H 26* | 570370 |
| | H 32 | 570380 |
| | H 40 (4G) | 570390 |
| RIFENG U | U 14* | 570760 |
| PRESS FITTING | U 16* | 570765 |
| (F5) | U 18* | 570770 |
| | U 20* | 570775 |
| | U 25* | 570780 |
| | U 32 | 570785 |
| | U 40 | 570790 |
| | U 50 | 570795 |
| | U 63 (S) | 572365 |
| | U 63 (PR-3B)[3] | 572837 |
| | U 75 (PR-3B)[3] | 572828 |
| RIFENG TH | TH 16* | 570460 |
| PRESS FITTING | TH 20* | 570470 |
| (F9) | TH 25* | 570495 |
| | TH 26* | 570475 |
| | TH 32 | 570480 |
| RIQUIER | RFz 12* | 571320 |
| A SERTIR | RFz 16* | 571325 |
| | RFz 20* | 571330 |
| | RFz 25 | 571335 |
| Rofix Climatrix | H 16* | 570320 |
| Rhinopex | H 20* | 570350 |
| | U 16* | 570765 |
| | U 20* | 570775 |
| | TH 16* | 570460 |
| | TH 20* | 570470 |
| | TH 26* | 570475 |
| | TH 32 | 570480 |
| Roth | RN 14* | 572672 |
| | RN 17* | 572674 |
| | RN 20* | 572676 |
| | RN 25/26 | 572678 |
| | RN 32 | 572680 |
| | RN 40 (PR-3S)[3] | 572714 |
| | RN 50 (PR-3S)[3] | 572716 |
| | RN 63 (PR-3B)[3] | 572836 |

| System | Pressing contour | Art.-No. |
|---|---|---|
| Roth Nordic | RN 16 | 572670 |
| Alu-LaserPlus/ | RN 20 | 572676 |
| PressCheck[2] | RN 25/26 | 572678 |
| (DNK-NOR-SWE-FIN) | RN 32 | 572680 |
| | RN 40 (PR-3S)[3] | 572714 |
| | RN 50 (PR-3S)[3] | 572716 |
| Rubinetterie | M 15 | 570110 |
| Bresciane | M 18 | 570120 |
| Bonomi | M 22 | 570130 |
| TURBO INOX | M 28 | 570140 |
| | M 35 | 570150 |
| | M 42 (PR-3S)[3] | 572706 |
| | M 54 (PR-3S)[3] | 572708 |
| Rubinetterie | M 15 | 570110 |
| Bresciane | M 18 | 570120 |
| Bonomi | M 22 | 570130 |
| TURBO STEEL | M 28 | 570140 |
| | M 35 | 570150 |
| | M 42 (PR-3S)[3] | 572706 |
| | M 54 (PR-3S)[3] | 572708 |
| Rubinetterie | TH 14* | 570455 |
| Bresciane | TH 16* | 570460 |
| Bonomi | TH 18* | 570465 |
| TURBO PRESS | TH 20* | 570470 |
| | TH 26* | 570475 |
| | TH 32 | 570480 |
| | TH 40 | 570485 |
| | TH 50 (S) | 572400 |
| | TH 63 (S) | 572405 |
| Rubinetterie | TH 16* | 570460 |
| Bresciane | TH 20* | 570470 |
| Bonomi | TH 26* | 570475 |
| TURBO PRESS | TH 32 | 570480 |
| GAS | | |
| Sa.MI plastic | TH 14* | 570455 |
| | TH 16* | 570460 |
| | TH 18* | 570465 |
| | TH 20* | 570470 |
| | TH 26* | 570475 |
| | TH 32 | 570480 |
| | TH 40 | 570485 |
| | TH 50 (S) | 572400 |
| | TH 63 (S) | 572405 |
| Sa.MI plastic | TH 16* | 570460 |
| Multistrato Gas | TH 20* | 570470 |
| | TH 26* | 570475 |
| | TH 32 | 570480 |
| SANHA | TH 14* | 570455 |
| 3fit-Press | TH 16* | 570460 |
| Serie 25000 | TH 20* | 570470 |
| | TH 26* | 570475 |
| | TH 32 | 570480 |
| | TH 40 | 570485 |
| | TH 50 (S) | 572400 |
| | TH 63 (S) | 572405 |
| | U 14* | 570760 |
| | U 16* | 570765 |
| | U 20* | 570775 |
| SANHA-Press | SA 12 | 570930 |
| Chrom | SA 15 | 570935 |
| Serie 16000 | SA 18 | 570940 |
| | SA 22 | 570945 |
| | SA 28 | 570950 |
| | M 12 | 570100 |
| | M 15 | 570110 |
| | M 18 | 570120 |
| | M 22 | 570130 |
| | M 28 | 570140 |
| | M 12 45° (PR-2B)[3] | 574520 |
| | M 15 45° (PR-2B)[3] | 574522 |
| | M 18 45° (PR-2B)[3] | 574524 |
| | M 22 45° (PR-2B)[3] | 574526 |
| | M 28 45° (PR-2B)[3] | 574528 |
| | V 12 | 570107 |
| | V 15 | 570115 |
| | V 18 | 570125 |
| | V 22 | 570135 |
| | V 28 | 570145 |
| | V 12 45° (PR-2B)[3] | 574502 |
| | V 15 45° (PR-2B)[3] | 574504 |
| | V 18 45° (PR-2B)[3] | 574506 |
| | V 22 45° (PR-2B)[3] | 574508 |
| | V 28 45° (PR-2B)[3] | 574510 |

# REMS pressing tongs
# REMS pressing rings

Accessories for REMS radial presses (except REMS Mini-Press ACC) and suitable radial presses of other makes

| System | Pressing contour | Art.-No. |
|---|---|---|
| SANHA-NiroSan-Presssystem Serie 9000 | SA 15 | 570935 |
| | SA 18 | 570940 |
| | SA 22 | 570945 |
| | SA 28 | 570950 |
| | SA 35 | 570955 |
| | SA 42 (PR-3S)[3] | 572710 |
| | SA 54 (PR-3S)[3] | 572712 |
| | M 15 | 570110 |
| | M 18 | 570120 |
| | M 22 | 570130 |
| | M 28 | 570140 |
| | M 35 | 570150 |
| | M 42 (PR-3S)[3] | 572706 |
| | M 54 (PR-3S)[3] | 572708 |
| | M 15 45° (PR-2B)[3] | 574522 |
| | M 18 45° (PR-2B)[3] | 574524 |
| | M 22 45° (PR-2B)[3] | 574526 |
| | M 28 45° (PR-2B)[3] | 574528 |
| | M 35 45° (PR-2B)[3] | 574530 |
| | V 15 | 570115 |
| | V 18 | 570125 |
| | V 22 | 570135 |
| | V 28 | 570145 |
| | V 35 | 570155 |
| | V 42 | 570165 |
| | V 54 | 570175 |
| | V 15 45° (PR-2B)[3] | 574504 |
| | V 18 45° (PR-2B)[3] | 574506 |
| | V 22 45° (PR-2B)[3] | 574508 |
| | V 28 45° (PR-2B)[3] | 574510 |
| | V 35 45° (PR-2B)[3] | 574512 |
| SANHA-NiroSan-Presssystem Gas Serie 17000 | SA 15 | 570935 |
| | SA 18 | 570940 |
| | SA 22 | 570945 |
| | SA 28 | 570950 |
| | SA 35 | 570955 |
| | SA 42 (PR-3S)[3] | 572710 |
| | SA 54 (PR-3S)[3] | 572712 |
| | M 15 | 570110 |
| | M 18 | 570120 |
| | M 22 | 570130 |
| | M 28 | 570140 |
| | M 35 | 570150 |
| | M 42 (PR-3S)[3] | 572706 |
| | M 54 (PR-3S)[3] | 572708 |
| | M 15 45° (PR-2B)[3] | 574522 |
| | M 18 45° (PR-2B)[3] | 574524 |
| | M 22 45° (PR-2B)[3] | 574526 |
| | M 28 45° (PR-2B)[3] | 574528 |
| | M 35 45° (PR-2B)[3] | 574530 |
| | V 15 | 570115 |
| | V 18 | 570125 |
| | V 22 | 570135 |
| | V 28 | 570145 |
| | V 35 | 570155 |
| | V 42 | 570165 |
| | V 54 | 570175 |
| | V 15 45° (PR-2B)[3] | 574504 |
| | V 18 45° (PR-2B)[3] | 574506 |
| | V 22 45° (PR-2B)[3] | 574508 |
| | V 28 45° (PR-2B)[3] | 574510 |
| | V 35 45° (PR-2B)[3] | 574512 |

| System | Pressing contour | Art.-No. |
|---|---|---|
| SANHA-NiroSan-Presssystem Serie 19000 (silicone free) | SA 15 | 570935 |
| | SA 18 | 570940 |
| | SA 22 | 570945 |
| | SA 28 | 570950 |
| | SA 35 | 570955 |
| | SA 42 (PR-3S)[3] | 572710 |
| | SA 54 (PR-3S)[3] | 572712 |
| | M 15 | 570110 |
| | M 18 | 570120 |
| | M 22 | 570130 |
| | M 28 | 570140 |
| | M 35 | 570150 |
| | M 42 (PR-3S)[3] | 572706 |
| | M 54 (PR-3S)[3] | 572708 |
| | M 15 45° (PR-2B)[3] | 574522 |
| | M 18 45° (PR-2B)[3] | 574524 |
| | M 22 45° (PR-2B)[3] | 574526 |
| | M 28 45° (PR-2B)[3] | 574528 |
| | M 35 45° (PR-2B)[3] | 574530 |
| | V 15 | 570115 |
| | V 18 | 570125 |
| | V 22 | 570135 |
| | V 28 | 570145 |
| | V 35 | 570155 |
| | V 42 | 570165 |
| | V 54 | 570175 |
| | V 15 45° (PR-2B)[3] | 574504 |
| | V 18 45° (PR-2B)[3] | 574506 |
| | V 22 45° (PR-2B)[3] | 574508 |
| | V 28 45° (PR-2B)[3] | 574510 |
| | V 35 45° (PR-2B)[3] | 574512 |
| SANHA-Pressfittings Serie 6000/ Serie 8000 | SA 12 | 570930 |
| | SA 14 | 570932 |
| | SA 15 | 570935 |
| | SA 16 | 570937 |
| | SA 18 | 570940 |
| | SA 22 | 570945 |
| | SA 28 | 570950 |
| | SA 35 | 570955 |
| | SA 42 (PR-3S)[3] | 572710 |
| | SA 54 (PR-3S)[3] | 572712 |
| | M 12 | 570100 |
| | M 15 | 570110 |
| | M 18 | 570120 |
| | M 22 | 570130 |
| | M 28 | 570140 |
| | M 35 | 570150 |
| | M 42 (PR-3S)[3] | 572706 |
| | M 54 (PR-3S)[3] | 572708 |
| | M 12 45° (PR-2B)[3] | 574520 |
| | M 15 45° (PR-2B)[3] | 574522 |
| | M 18 45° (PR-2B)[3] | 574524 |
| | M 22 45° (PR-2B)[3] | 574526 |
| | M 28 45° (PR-2B)[3] | 574528 |
| | M 35 45° (PR-2B)[3] | 574530 |
| | V 12 | 570107 |
| | V 14 | 570112 |
| | VG 14 | 570132 |
| | V 15 | 570115 |
| | V 16 | 570117 |
| | VG 16 | 570137 |
| | V 18 | 570125 |
| | V 22 | 570135 |
| | V 28 | 570145 |
| | V 35 | 570155 |
| | V 42 | 570165 |
| | V 54 | 570175 |
| | V 12 45° (PR-2B)[3] | 574502 |
| | V 15 45° (PR-2B)[3] | 574504 |
| | V 18 45° (PR-2B)[3] | 574506 |
| | V 22 45° (PR-2B)[3] | 574508 |
| | V 28 45° (PR-2B)[3] | 574510 |
| | V 35 45° (PR-2B)[3] | 574512 |

| System | Pressing contour | Art.-No. |
|---|---|---|
| SANHA-Pressfittings Gas Serie 10000/ Serie 11000 | SA 12 | 570930 |
| | SA 14 | 570932 |
| | SA 15 | 570935 |
| | SA 16 | 570937 |
| | SA 18 | 570940 |
| | SA 22 | 570945 |
| | SA 28 | 570950 |
| | SA 35 | 570955 |
| | SA 42 (PR-3S)[3] | 572710 |
| | SA 54 (PR-3S)[3] | 572712 |
| | M 12 | 570100 |
| | M 15 | 570110 |
| | M 18 | 570120 |
| | M 22 | 570130 |
| | M 28 | 570140 |
| | M 35 | 570150 |
| | M 42 (PR-3S)[3] | 572706 |
| | M 54 (PR-3S)[3] | 572708 |
| | M 12 45° (PR-2B)[3] | 574520 |
| | M 15 45° (PR-2B)[3] | 574522 |
| | M 18 45° (PR-2B)[3] | 574524 |
| | M 22 45° (PR-2B)[3] | 574526 |
| | M 28 45° (PR-2B)[3] | 574528 |
| | M 35 45° (PR-2B)[3] | 574530 |
| | V 12 | 570107 |
| | V 14 | 570112 |
| | VG 14 | 570132 |
| | V 15 | 570115 |
| | V 16 | 570117 |
| | VG 16 | 570137 |
| | V 18 | 570125 |
| | V 22 | 570135 |
| | V 28 | 570145 |
| | V 35 | 570155 |
| | V 42 | 570165 |
| | V 54 | 570175 |
| | V 12 45° (PR-2B)[3] | 574502 |
| | V 15 45° (PR-2B)[3] | 574504 |
| | V 18 45° (PR-2B)[3] | 574506 |
| | V 22 45° (PR-2B)[3] | 574508 |
| | V 28 45° (PR-2B)[3] | 574510 |
| | V 35 45° (PR-2B)[3] | 574512 |
| SANHA-Pressfittings Solar Serie 12000/ Serie 13000 | SA 12 | 570930 |
| | SA 15 | 570935 |
| | SA 18 | 570940 |
| | SA 22 | 570945 |
| | SA 28 | 570950 |
| | SA 35 | 570955 |
| | SA 42 (PR-3S)[3] | 572710 |
| | SA 54 (PR-3S)[3] | 572712 |
| | M 12 | 570100 |
| | M 15 | 570110 |
| | M 18 | 570120 |
| | M 22 | 570130 |
| | M 28 | 570140 |
| | M 35 | 570150 |
| | M 42 (PR-3S)[3] | 572706 |
| | M 54 (PR-3S)[3] | 572708 |
| | M 12 45° (PR-2B)[3] | 574520 |
| | M 15 45° (PR-2B)[3] | 574522 |
| | M 18 45° (PR-2B)[3] | 574524 |
| | M 22 45° (PR-2B)[3] | 574526 |
| | M 28 45° (PR-2B)[3] | 574528 |
| | M 35 45° (PR-2B)[3] | 574530 |
| | V 12 | 570107 |
| | V 15 | 570115 |
| | V 18 | 570125 |
| | V 22 | 570135 |
| | V 28 | 570145 |
| | V 35 | 570155 |
| | V 42 | 570165 |
| | V 54 | 570175 |
| | V 12 45° (PR-2B)[3] | 574502 |
| | V 15 45° (PR-2B)[3] | 574504 |
| | V 18 45° (PR-2B)[3] | 574506 |
| | V 22 45° (PR-2B)[3] | 574508 |
| | V 28 45° (PR-2B)[3] | 574510 |
| | V 35 45° (PR-2B)[3] | 574512 |

Pressfitting systems for gas installations must only be pressed with pressing tongs/pressing rings which are highlighted in yellow.
Observe the national regulations.

* These pressing tongs also fit the manual radial press REMS Eco-Press. Observe the national regulations.

[1] Only pressing tongs from designation “108” (1st quarter of 2008), “208” (2nd quarter of 2008) etc. can be used. The designation is stamped on every pressing jaw.

[2] For this pressfitting system producing a pressing joint with manual radial presses is not permitted.

[3] An adapter tong is required for driving pressing rings (PR), see page 158.

[4] Press fittings made of red bronze (ProPress XL) must be pressed with pressing rings with press contour VUSR, copper fittings (ProPress XL-C) and stainless steel fittings (ProPress XL-S) with pressing rings with press contour VUSF.

[5] For taking suitable pressing inserts.

[6] Press fittings made of red bronze (Sanpress XL) must be pressed with pressing rings with press contour VR, copper fittings (Profipress XL, Profipress G XL), carbon steel (Prestabo XL) and stainless steel fittings (Sanpress Inox XL, Sanpress Inox G XL) with pressing rings with press contour VF.

The suitability of REMS pressing tools for pressfitting systems: Date 28.10.2013. For the updated situation regarding suitability status check our website: www.rems.de → Downloads → Product catalogues, brochures → REMS Catalogue.
Pressing tongs/pressing rings for additional pressfitting systems on request.

# REMS pressing tongs
# REMS pressing rings

Accessories for REMS radial presses (except REMS Mini-Press ACC) and suitable radial presses of other makes

| System | Pressing contour | Art.-No. |
|---|---|---|
| SANHA-Pressfittings Air Serie 14000/ Serie 15000 | SA 12 | 570930 |
| | SA 15 | 570935 |
| | SA 18 | 570940 |
| | SA 22 | 570945 |
| | SA 28 | 570950 |
| | SA 35 | 570955 |
| | SA 42 (PR-3S)[3] | 572710 |
| | SA 54 (PR-3S)[3] | 572712 |
| | M 12 | 570100 |
| | M 15 | 570110 |
| | M 18 | 570120 |
| | M 22 | 570130 |
| | M 28 | 570140 |
| | M 35 | 570150 |
| | M 42 (PR-3S)[3] | 572706 |
| | M 54 (PR-3S)[3] | 572708 |
| | M 12 45° (PR-2B)[3] | 574520 |
| | M 15 45° (PR-2B)[3] | 574522 |
| | M 18 45° (PR-2B)[3] | 574524 |
| | M 22 45° (PR-2B)[3] | 574526 |
| | M 28 45° (PR-2B)[3] | 574528 |
| | M 35 45° (PR-2B)[3] | 574530 |
| | V 12 | 570107 |
| | V 15 | 570115 |
| | V 18 | 570125 |
| | V 22 | 570135 |
| | V 28 | 570145 |
| | V 35 | 570155 |
| | V 42 | 570165 |
| | V 54 | 570175 |
| | V 12 45° (PR-2B)[3] | 574502 |
| | V 15 45° (PR-2B)[3] | 574504 |
| | V 18 45° (PR-2B)[3] | 574506 |
| | V 22 45° (PR-2B)[3] | 574508 |
| | V 28 45° (PR-2B)[3] | 574510 |
| | V 35 45° (PR-2B)[3] | 574512 |
| SANHA-Pressfittings Industrie Serie 18000 | SA 15 | 570935 |
| | SA 18 | 570940 |
| | SA 22 | 570945 |
| | SA 28 | 570950 |
| | SA 35 | 570955 |
| | SA 42 (PR-3S)[3] | 572710 |
| | SA 54 (PR-3S)[3] | 572712 |
| | M 15 | 570110 |
| | M 18 | 570120 |
| | M 22 | 570130 |
| | M 28 | 570140 |
| | M 35 | 570150 |
| | M 42 (PR-3S)[3] | 572706 |
| | M 54 (PR-3S)[3] | 572708 |
| | M 15 45° (PR-2B)[3] | 574522 |
| | M 18 45° (PR-2B)[3] | 574524 |
| | M 22 45° (PR-2B)[3] | 574526 |
| | M 28 45° (PR-2B)[3] | 574528 |
| | M 35 45° (PR-2B)[3] | 574530 |
| | V 15 | 570115 |
| | V 18 | 570125 |
| | V 22 | 570135 |
| | V 28 | 570145 |
| | V 35 | 570155 |
| | V 42 | 570165 |
| | V 54 | 570175 |
| | V 15 45° (PR-2B)[3] | 574504 |
| | V 18 45° (PR-2B)[3] | 574506 |
| | V 22 45° (PR-2B)[3] | 574508 |
| | V 28 45° (PR-2B)[3] | 574510 |
| | V 35 45° (PR-2B)[3] | 574512 |
| SANHA PURAPRESS Serie 80000 | SA 15 | 570935 |
| | SA 18 | 570940 |
| | SA 22 | 570945 |
| | SA 28 | 570950 |
| | SA 35 | 570955 |
| | SA 42 (PR-3S)[3] | 572710 |
| | SA 54 (PR-3S)[3] | 572712 |
| | M 15[1] | 570110 |
| | M 18[1] | 570120 |
| | M 22[1] | 570130 |
| | M 28[1] | 570140 |
| | M 35[1] | 570150 |
| | M 42 (PR-3S)[3] | 572706 |
| | M 54 (PR-3S)[3] | 572708 |
| | M 15 45° (PR-2B)[3] | 574522 |
| | M 18 45° (PR-2B)[3] | 574524 |
| | M 22 45° (PR-2B)[3] | 574526 |
| | M 28 45° (PR-2B)[3] | 574528 |
| | M 35 45° (PR-2B)[3] | 574530 |
| | V 15 | 570115 |
| | V 18 | 570125 |
| | V 22 | 570135 |
| | V 28 | 570145 |
| | V 35 | 570155 |
| | V 42 | 570165 |
| | V 54 | 570175 |
| | V 15 45° (PR-2B)[3] | 574504 |
| | V 18 45° (PR-2B)[3] | 574506 |
| | V 22 45° (PR-2B)[3] | 574508 |
| | V 28 45° (PR-2B)[3] | 574510 |
| | V 35 45° (PR-2B)[3] | 574512 |

| System | Pressing contour | Art.-No. |
|---|---|---|
| SANHA-Therm Serie 24000 | SA 12 | 570930 |
| | SA 15 | 570935 |
| | SA 18 | 570940 |
| | SA 22 | 570945 |
| | SA 28 | 570950 |
| | SA 35 | 570955 |
| | SA 42 (PR-3S)[3] | 572710 |
| | SA 54 (PR-3S)[3] | 572712 |
| | M 12 | 570100 |
| | M 15 | 570110 |
| | M 18 | 570120 |
| | M 22 | 570130 |
| | M 28 | 570140 |
| | M 35 | 570150 |
| | M 42 (PR-3S)[3] | 572706 |
| | M 54 (PR-3S)[3] | 572708 |
| | M 12 45° (PR-2B)[3] | 574520 |
| | M 15 45° (PR-2B)[3] | 574522 |
| | M 18 45° (PR-2B)[3] | 574524 |
| | M 22 45° (PR-2B)[3] | 574526 |
| | M 28 45° (PR-2B)[3] | 574528 |
| | M 35 45° (PR-2B)[3] | 574530 |
| | V 12 | 570107 |
| | V 15 | 570115 |
| | V 18 | 570125 |
| | V 22 | 570135 |
| | V 28 | 570145 |
| | V 35 | 570155 |
| | V 42 | 570165 |
| | V 54 | 570175 |
| | V 12 45° (PR-2B)[3] | 574502 |
| | V 15 45° (PR-2B)[3] | 574504 |
| | V 18 45° (PR-2B)[3] | 574506 |
| | V 22 45° (PR-2B)[3] | 574508 |
| | V 28 45° (PR-2B)[3] | 574510 |
| | V 35 45° (PR-2B)[3] | 574512 |
| SATEC SK VITerm | TH 16* | 570460 |
| | TH 18* | 570465 |
| | TH 20* | 570470 |
| | TH 26* | 570475 |
| | TH 32 | 570480 |
| | U 40 | 570790 |
| | U 50 | 570795 |
| | U 63 (S) | 572365 |
| Schlösser EUROPRESS-SYSTEM | TH 16* | 570460 |
| | TH 20* | 570470 |
| | TH 26* | 570475 |
| | TH 32 | 570480 |
| SCHÜTZ EHT rOpress | TH 14* | 570455 |
| | TH 16* | 570460 |
| | TH 20* | 570470 |
| | TH 26* | 570475 |
| | TH 32 | 570480 |
| | TH 40 | 570485 |
| Schwer Fittings AQUApress | M 12 | 570100 |
| | M 15 | 570110 |
| | M 18 | 570120 |
| | M 22 | 570130 |
| | M 28 | 570140 |
| | M 35 | 570150 |
| | M 42 (4G) | 570160 |
| | M 54 (4G) | 570170 |
| Seppelfricke HENCO PRESS | TH 16* | 570460 |
| | TH 20* | 570470 |
| | TH 26* | 570475 |
| | HE 32 | 571900 |
| | HE 40 | 571902 |
| Seppelfricke Sudopress Edelstahl Visu-Control | V 12 | 570107 |
| | V 15 | 570115 |
| | V 18 | 570125 |
| | V 22 | 570135 |
| | V 28 | 570145 |
| | V 35 | 570155 |
| | V 42 | 570165 |
| | V 54 | 570175 |
| Seppelfricke Sudopress Kupfer Visu-Control | V 12 | 570107 |
| | V 15 | 570115 |
| | V 18 | 570125 |
| | V 22 | 570135 |
| | V 28 | 570145 |
| | V 35 | 570155 |
| | V 42 | 570165 |
| | V 54 | 570175 |
| Seppelfricke Sudopress Kupfer Visu-Control Gas | V 15 | 570115 |
| | V 18 | 570125 |
| | V 22 | 570135 |
| | V 28 | 570145 |
| | V 35 | 570155 |
| | V 42 | 570165 |
| | V 54 | 570175 |
| Seppelfricke Sudopress Kupfer Visu-Control Solar | V 15 | 570115 |
| | V 18 | 570125 |
| | V 22 | 570135 |

| System | Pressing contour | Art.-No. |
|---|---|---|
| Seppelfricke Sudopress SKIN Visu-control | TH 14* | 570455 |
| | TH 16* | 570460 |
| | TH 18* | 570465 |
| | TH 20* | 570470 |
| | TH 26* | 570475 |
| | THL 32 | 570487 |
| | TH 40 | 570485 |
| | TH 50 (S) | 572400 |
| | TH 63 (S) | 572405 |
| Seppelfricke XPress C-Stahl | M 12 | 570100 |
| | M 15 | 570110 |
| | M 18[1] | 570120 |
| | M 22 | 570130 |
| | M 28[1] | 570140 |
| | M 35 | 570150 |
| | M 42 (4G) | 570160 |
| | M 54 (4G) | 570170 |
| | M 42 (PR-3S)[3] | 572706 |
| | M 54 (PR-3S)[3] | 572708 |
| Seppelfricke XPress Edelstahl | M 15 | 570110 |
| | M 18[1] | 570120 |
| | M 22 | 570130 |
| | M 28[1] | 570140 |
| | M 35 | 570150 |
| | M 42 (4G) | 570160 |
| | M 54 (4G) | 570170 |
| | M 42 (PR-3S)[3] | 572706 |
| | M 54 (PR-3S)[3] | 572708 |
| Seppelfricke XPress Kupfer | M 12 | 570100 |
| | M 15 | 570110 |
| | M 18[1] | 570120 |
| | M 22 | 570130 |
| | M 28[1] | 570140 |
| | M 35 | 570150 |
| | M 42 (PR-3S)[3] | 572706 |
| | M 54 (PR-3S)[3] | 572708 |
| Seppelfricke XPress Kupfer gas | M 15 | 570110 |
| | M 18[1] | 570120 |
| | M 22 | 570130 |
| | M 28[1] | 570140 |
| | M 35 | 570150 |
| | M 42 (PR-3S)[3] | 572706 |
| | M 54 (PR-3S)[3] | 572708 |
| SESTA SESTA GAS | TH 14* | 570455 |
| | TH 16* | 570460 |
| | TH 20* | 570470 |
| | TH 26* | 570475 |
| | TH 32 | 570480 |
| SESTA Sistema multistrato | H 16* | 570320 |
| | H 20* | 570350 |
| | TH 14* | 570455 |
| | TH 16* | 570460 |
| | TH 18* | 570465 |
| | TH 20* | 570470 |
| | TH 26* | 570475 |
| | TH 32 | 570480 |
| | TH 40 | 570485 |
| | TH 50 (S) | 572400 |
| | TH 63 (S) | 572405 |
| | U 16* | 570765 |
| | U 20* | 570775 |
| SIKO TYPRO | TH 14* | 570455 |
| | TH 16* | 570460 |
| | TH 18* | 570465 |
| | TH 20* | 570470 |
| | TH 26* | 570475 |
| SIKO TYROTHERM | TH 14* | 570455 |
| | TH 16* | 570460 |
| | TH 18* | 570465 |
| | TH 20* | 570470 |
| | TH 26* | 570475 |
| SLOVARM PEX-THERM | U 16* | 570765 |
| | U 20* | 570775 |
| | H 26* | 570370 |
| | U 32 | 570785 |
| | H 16* | 570320 |
| | H 20* | 570350 |
| | H 26* | 570370 |
| | H 32 | 570380 |
| Standard Hidráulica MultiStandard | U 16* | 570765 |
| | U 18* | 570770 |
| | U 20* | 570775 |
| | U 25* | 570780 |
| | U 32 | 570785 |
| | U 40 | 570790 |
| | U 50 | 570795 |
| | U 63 (S) | 572365 |
| STELBI POLIKRAFT | TH 14* | 570455 |
| | TH 16* | 570460 |
| | TH 18* | 570465 |
| | TH 20* | 570470 |
| | TH 26* | 570475 |
| | TH 32 | 570480 |
| | TH 40 | 570485 |
| | TH 50 (S) | 572400 |
| | TH 63 (S) | 572405 |

# REMS pressing tongs
# REMS pressing rings

Accessories for REMS radial presses (except REMS Mini-Press ACC) and suitable radial presses of other makes

| System | Pressing contour | Art.-No. |
|---|---|---|
| SURE HISPANIA SURE-PRESS | RFz 16* | 571325 |
| | RFz 20* | 571330 |
| | RFlz 25 | 571337 |
| | RFlz 32 | 571342 |
| | U 40 | 570790 |
| | U 50 | 570795 |
| | U 63 (PR-3B)[3] | 572837 |
| | U 63 (S) | 572365 |
| Systerm WELCO-Gas | H 16 A* | 570620 |
| | H 20 A* | 570650 |
| | H 26 A* | 570670 |
| | H 32 A | 570680 |
| Systerm WELCO-Flex | H 14 A* | 570610 |
| | H 16 A* | 570620 |
| | H 17 A* | 570630 |
| | H 20 A* | 570650 |
| | H 26 A* | 570670 |
| | H 32 A | 570680 |
| | H 40 A (4G) | 570695 |
| Systerm WELCO-Teck | H 16 A* | 570620 |
| | H 20 A* | 570650 |
| | H 26 A* | 570670 |
| TERMICALINE Termipex | B 16* | 570850 |
| | B 20* | 570860 |
| | B 26 | 570870 |
| | B 32 | 570880 |
| | H 16* | 570320 |
| | H 20* | 570350 |
| | TH 16* | 570460 |
| | TH 20* | 570470 |
| | TH 26* | 570475 |
| | TH 32 | 570480 |
| | U 16* | 570765 |
| | U 20* | 570775 |
| TermoConcept TC-PRESS | Basic E01[5] | 571855 |
| THERMOLUTZ acular/rapid | H 14* | 570310 |
| | H 16* | 570320 |
| | H 17* | 570330 |
| TE-SA TE-SA press serie 800 | TH 14* | 570455 |
| | TH 16* | 570460 |
| | TH 18* | 570465 |
| | TH 20* | 570470 |
| | TH 26* | 570475 |
| | TH 32 | 570480 |
| | TH 40 | 570485 |
| | TH 50 (S) | 572400 |
| | TH 63 (S) | 572405 |
| THISA Thisa multiplus | RFz 16* | 571325 |
| | RFz 20* | 571330 |
| | RFz 25 | 571335 |
| | RFz 32 | 571340 |
| | U 16* | 570765 |
| | U 18* | 570770 |
| | U 20* | 570775 |
| | U 25* | 570780 |
| | U 32 | 570785 |
| | U 40 | 570790 |
| THISA Thisa Pex | RFz 16* | 571325 |
| | RFz 20* | 571330 |
| | RFz 25 | 571335 |
| | RFz 32 | 571340 |
| | U 16* | 570765 |
| | U 20* | 570775 |
| | U 25* | 570780 |
| | U 32 | 570785 |
| TIEMME COBRAPRESS | TH 14* | 570455 |
| | TH 16* | 570460 |
| | TH 18* | 570465 |
| | TH 20* | 570470 |
| | TH 25* | 570495 |
| | TH 26* | 570475 |
| | THL 32 | 570487 |
| | TH 40 | 570485 |
| | TH 50 (S) | 572400 |
| | TH 63 (S) | 572405 |

| System | Pressing contour | Art.-No. |
|---|---|---|
| TIEMME Serie 1700 PE-X a pressare | RFz 16* | 571325 |
| | RFz 20* | 571330 |
| | RFz 25 | 571335 |
| | RFz 32 | 571340 |
| TIEMME TIEMME Gas | TH 16* | 570460 |
| | TH 20* | 570470 |
| | TH 26* | 570475 |
| | THL 32 | 570487 |
| TKM Systemtechnik | TH 14* | 570455 |
| | TH 16* | 570460 |
| | TH 20* | 570470 |
| | TH 26* | 570475 |
| | TH 32 | 570480 |
| | TH 40 | 570485 |
| | TH 50 (S) | 572400 |
| | TH 63 (S) | 572405 |
| TRA MULTITRAPRESS | U 16* | 570765 |
| | U 18* | 570770 |
| | U 20* | 570775 |
| | U 25* | 570780 |
| | U 32 | 570785 |
| | U 40 | 570790 |
| | U 50 | 570795 |
| | U 63 (PR-3B)[3] | 572837 |
| | U 63 (S) | 572365 |
| | U 75 (PR-3B)[3] | 572828 |
| TRA TRAPRESS | H 12* | 570300 |
| | H 16* | 570320 |
| | H 20* | 570350 |
| | H 25* | 570360 |
| | H 32 | 570380 |
| | RFz 12* | 571320 |
| | RFz 16* | 571325 |
| | RFz 20* | 571330 |
| | RFz 25 | 571335 |
| | RFz 32 | 571340 |
| Tréfimétaux Qtec | TH 14* | 570455 |
| | TH 16* | 570460 |
| | TH 20* | 570470 |
| TWEETOP | U 16* | 570765 |
| | U 20* | 570775 |
| | U 25* | 570780 |
| | U 32 | 570785 |
| | U 40 | 570790 |
| | U 50 | 570795 |
| | U 63 (PR-3B)[3] | 572837 |
| | U 63 (S) | 572365 |
| | U 75 (PR-3B)[3] | 572828 |
| UNICAL AG MAX MULTIPEX | U 16* | 570765 |
| | U 20* | 570775 |
| | H 26* | 570370 |
| | U 32 | 570785 |
| UNIDELTA DeltAll | TH 16* | 570460 |
| | TH 20* | 570470 |
| | TH 26* | 570475 |
| | TH 32 | 570480 |
| | TH 40 | 570485 |
| | TH 50 (S) | 572400 |
| | TH 63 (S) | 572405 |
| | H 16* | 570320 |
| | H 20* | 570350 |
| | H 26* | 570370 |
| | H 32 | 570380 |
| | H 40 (4G) | 570390 |
| | U 16* | 570765 |
| | U 20* | 570775 |
| | U 32 | 570785 |
| | U 40 | 570790 |
| | U 50 | 570795 |
| | U 63 (S) | 572365 |

| System | Pressing contour | Art.-No. |
|---|---|---|
| Uponor Unipipe | U 14* | 570760 |
| | U 16* | 570765 |
| | U 18* | 570770 |
| | U 20* | 570775 |
| | U 25* | 570780 |
| | U 32 | 570785 |
| | U 40 | 570790 |
| | U 50 | 570795 |
| | U 63 (PR-3B)[3] | 572837 |
| | U 63 (S) | 572365 |
| | U 75 (PR-3B)[3] | 572828 |
| Uponor MLC | UP 14* | 572630 |
| | UP 16* | 572632 |
| | UP 18* | 572634 |
| | UP 20* | 572636 |
| | UP 25 | 572638 |
| | UP 32 | 572640 |
| | U 40 | 570790 |
| | U 50 | 570795 |
| | U 63 (PR-3B)[3] | 572837 |
| | U 63 (S) | 572365 |
| | U 75 (PR-3B)[3] | 572828 |
| Uponor MLC-D | UP 16* | 572632 |
| | UP 20* | 572636 |
| | UP 25 | 572638 |
| | UP 32 | 572640 |
| | U 40 | 570790 |
| | U 50 | 570795 |
| | U 63 (PR-3B)[3] | 572837 |
| | U 63 (S) | 572365 |
| | U 75 (PR-3B)[3] | 572828 |
| Uponor MLC-G[2] | UP 20[2] | 572636 |
| | UP 25 | 572638 |
| | UP 32 | 572640 |
| Valsir PEXAL | H 14* | 570310 |
| | H 16* | 570320 |
| | H 20* | 570350 |
| | H 26* | 570370 |
| | H 32 V | 570685 |
| Valsir PEXAL Gas | H 14* | 570310 |
| | H 16* | 570320 |
| | H 20* | 570350 |
| | H 26* | 570370 |
| Van Marcke Log. Tu-Bi-Pex | TH 16* | 570460 |
| | TH 17* | 570462 |
| | TH 20* | 570470 |
| | TH 26* | 570475 |
| | TH 32 | 570480 |
| | TH 40 | 570485 |
| | TH 50 (S) | 572400 |
| | TH 63 (S) | 572405 |
| | TH 75 (PR-3B)[3] | 572829 |
| Van Marcke Log. Tu-Bi-Press | M 12 | 570100 |
| | M 15 | 570110 |
| | M 18 | 570120 |
| | M 22 | 570130 |
| | M 28 | 570140 |
| | M 35 | 570150 |
| | M 42 (4G) | 570160 |
| | M 54 (4G) | 570170 |
| | M 12 45° (PR-2B)[3] | 574520 |
| | M 15 45° (PR-2B)[3] | 574522 |
| | M 18 45° (PR-2B)[3] | 574524 |
| | M 22 45° (PR-2B)[3] | 574526 |
| | M 28 45° (PR-2B)[3] | 574528 |
| | M 35 45° (PR-2B)[3] | 574530 |
| Variotherm System TH | TH 11,6* | 570482 |
| | TH 16* | 570460 |
| Viega Pexfit Fosta | VX 16* | 571635 |
| | VX 20* | 571640 |
| | VX 25* | 571645 |
| Viega Pexfit Fosta G | VX 16* | 571635 |
| | VX 20* | 571640 |
| | VX 25* | 571645 |

Pressfitting systems for gas installations must only be pressed with pressing tongs/pressing rings which are highlighted in yellow.
Observe the national regulations.

* These pressing tongs also fit the manual radial press REMS Eco-Press. Observe the national regulations.

[1] Only pressing tongs from designation “108” (1st quarter of 2008), “208” (2nd quarter of 2008) etc. can be used. The designation is stamped on every pressing jaw.

[2] For this pressfitting system producing a pressing joint with manual radial presses is not permitted.

[3] An adapter tong is required for driving pressing rings (PR), see page 158.

[4] Press fittings made of red bronze (ProPress XL) must be pressed with pressing rings with press contour VUSR, copper fittings (ProPress XL-C) and stainless steel fittings (ProPress XL-S) with pressing rings with press contour VUSF.

[5] For taking suitable pressing inserts.

[6] Press fittings made of red bronze (Sanpress XL) must be pressed with pressing rings with press contour VR, copper fittings (Profipress XL, Profipress G XL), carbon steel (Prestabo XL) and stainless steel fittings (Sanpress Inox XL, Sanpress Inox G XL) with pressing rings with press contour VF.

The suitability of REMS pressing tools for pressfitting systems: Date 28.10.2013. For the updated situation regarding suitability status check our website: www.rems.de → Downloads → Product catalogues, brochures → REMS Catalogue.
Pressing tongs/pressing rings for additional pressfitting systems on request.

# REMS pressing tongs
# REMS pressing rings

Accessories for REMS radial presses (except REMS Mini-Press ACC) and suitable radial presses of other makes

| System | Pressing contour | Art.-No. |
|---|---|---|
| Viega Pexfit Plus | VX 12* | 571630 |
| | VX 16* | 571635 |
| | VX 20* | 571640 |
| Viega Pexfit Pro Fosta | VX 16* | 571635 |
| | VX 20* | 571640 |
| | VX 25* | 571645 |
| Viega Pexfit Pro Plus | VX 16* | 571635 |
| | VX 20* | 571640 |
| Viega Prestabo | V 12 | 570107 |
| | V 15 | 570115 |
| | V 18 | 570125 |
| | V 22 | 570135 |
| | V 28 | 570145 |
| | V 35 | 570155 |
| | V 42 | 570165 |
| | V 54 | 570175 |
| | VF 64,0 (PR-3B)[3) 6)] | 572815 |
| | VF 76,1 (PR-3B)[3) 6)] | 572816 |
| | VF 88,9 (PR-3B)[3) 6)] | 572817 |
| | VF 108,0 (PR-3B)[3) 6)] | 572818 |
| | V 12 45° (PR-2B)[3)] | 574502 |
| | V 15 45° (PR-2B)[3)] | 574504 |
| | V 18 45° (PR-2B)[3)] | 574506 |
| | V 22 45° (PR-2B)[3)] | 574508 |
| | V 28 45° (PR-2B)[3)] | 574510 |
| | V 35 45° (PR-2B)[3)] | 574512 |
| Viega Profipress | V 12 | 570107 |
| | VG 14 | 570132 |
| | V 15 | 570115 |
| | VG 16 | 570137 |
| | V 18 | 570125 |
| | V 22 | 570135 |
| | V 28 | 570145 |
| | V 35 | 570155 |
| | V 42 | 570165 |
| | V 54 | 570175 |
| | VF 64,0 (PR-3B)[3) 6)] | 572815 |
| | VF 76,1 (PR-3B)[3) 6)] | 572816 |
| | VF 88,9 (PR-3B)[3) 6)] | 572817 |
| | VF 108,0 (PR-3B)[3) 6)] | 572818 |
| | V 12 45° (PR-2B)[3)] | 574502 |
| | V 15 45° (PR-2B)[3)] | 574504 |
| | V 18 45° (PR-2B)[3)] | 574506 |
| | V 22 45° (PR-2B)[3)] | 574508 |
| | V 28 45° (PR-2B)[3)] | 574510 |
| | V 35 45° (PR-2B)[3)] | 574512 |
| Viega Profipress G | V 12 | 570107 |
| | V 15 | 570115 |
| | V 18 | 570125 |
| | V 22 | 570135 |
| | V 28 | 570145 |
| | V 35 | 570155 |
| | V 42 | 570165 |
| | V 54 | 570175 |
| | VF 64,0 (PR-3B)[3) 6)] | 572815 |
| | V 12 45° (PR-2B)[3)] | 574502 |
| | V 15 45° (PR-2B)[3)] | 574504 |
| | V 18 45° (PR-2B)[3)] | 574506 |
| | V 22 45° (PR-2B)[3)] | 574508 |
| | V 28 45° (PR-2B)[3)] | 574510 |
| | V 35 45° (PR-2B)[3)] | 574512 |
| Viega Profipress S | V 12 | 570107 |
| | V 15 | 570115 |
| | V 18 | 570125 |
| | V 22 | 570135 |
| | V 28 | 570145 |
| | V 35 | 570155 |
| | V 12 45° (PR-2B)[3)] | 574502 |
| | V 15 45° (PR-2B)[3)] | 574504 |
| | V 18 45° (PR-2B)[3)] | 574506 |
| | V 22 45° (PR-2B)[3)] | 574508 |
| | V 28 45° (PR-2B)[3)] | 574510 |
| | V 35 45° (PR-2B)[3)] | 574512 |
| Viega Profipress Therm | V 12 | 570107 |
| | V 15 | 570115 |
| | V 18 | 570125 |
| | V 22 | 570135 |
| | V 12 45° (PR-2B)[3)] | 574502 |
| | V 15 45° (PR-2B)[3)] | 574504 |
| | V 18 45° (PR-2B)[3)] | 574506 |
| | V 22 45° (PR-2B)[3)] | 574508 |

| System | Pressing contour | Art.-No. |
|---|---|---|
| Viega ProPress System USA | VUS ½" | 571770 |
| | VUS ¾" | 571775 |
| | VUS 1" | 571780 |
| | VUS 1¼" | 571785 |
| | VUS 1½" | 571790 |
| | VUS 2" | 571795 |
| XL-C/XL-S | VUSF 2½" (PR-3B)[3) 6)] | 572819 |
| XL-C/XL-S | VUSF 3" (PR-3B)[3) 6)] | 572820 |
| XL-C/XL-S | VUSF 4" (PR-3B)[3) 6)] | 572821 |
| Viega Propress WATER System AUS | VAU 15 (OD 12,7 mm) | 572687 |
| | VAU 20 (OD 19,1 mm) | 572689 |
| | VAU 25 (OD 25,4 mm) | 572691 |
| | VAU 32 (OD 31,8 mm) | 572693 |
| | VAU 40 (OD 38,1 mm) | 572695 |
| | VAU 50 (OD 50,8 mm) | 572697 |
| Viega PropressG GAS System AUS | VAU 15 (OD 12,7 mm) | 572687 |
| | VAU 20 (OD 19,1 mm) | 572689 |
| | VAU 25 (OD 25,4 mm) | 572691 |
| | VAU 32 (OD 31,8 mm) | 572693 |
| | VAU 40 (OD 38,1 mm) | 572695 |
| | VAU 50 (OD 50,8 mm) | 572697 |
| Viega Raxofix | VRX 16 | 571750 |
| | VRX 20 | 571752 |
| | VRX 25 | 571754 |
| | VRX 32 | 571756 |
| Viega Sanfix Fosta[2)] | VP 16* | 570910 |
| | VP 20* | 570915 |
| | VP 25* | 570920 |
| | VP 32 | 570925 |
| Viega Sanfix Plus | VP 16* | 570910 |
| | VP 20* | 570915 |
| Viega Sanpress | V 12 | 570107 |
| | V 15 | 570115 |
| | V 18 | 570125 |
| | V 22 | 570135 |
| | V 28 | 570145 |
| | V 35 | 570155 |
| | V 42 | 570165 |
| | V 54 | 570175 |
| | VR 76,1 (PR-3B)[3) 6)] | 572822 |
| | VR 88,9 (PR-3B)[3) 6)] | 572823 |
| | VR 108,0 (PR-3B)[3) 6)] | 572824 |
| | V 12 45° (PR-2B)[3)] | 574502 |
| | V 15 45° (PR-2B)[3)] | 574504 |
| | V 18 45° (PR-2B)[3)] | 574506 |
| | V 22 45° (PR-2B)[3)] | 574508 |
| | V 28 45° (PR-2B)[3)] | 574510 |
| | V 35 45° (PR-2B)[3)] | 574512 |
| Viega Sanpress Inox | V 15 | 570115 |
| | V 18 | 570125 |
| | V 22 | 570135 |
| | V 28 | 570145 |
| | V 35 | 570155 |
| | V 42 | 570165 |
| | V 54 | 570175 |
| | VF 64,0 (PR-3B)[3) 6)] | 572815 |
| | VF 76,1 (PR-3B)[3) 6)] | 572816 |
| | VF 88,9 (PR-3B)[3) 6)] | 572817 |
| | VF 108,0 (PR-3B)[3) 6)] | 572818 |
| | V 15 45° (PR-2B)[3)] | 574504 |
| | V 18 45° (PR-2B)[3)] | 574506 |
| | V 22 45° (PR-2B)[3)] | 574508 |
| | V 28 45° (PR-2B)[3)] | 574510 |
| | V 35 45° (PR-2B)[3)] | 574512 |
| Viega Sanpress Inox G | V 15 | 570115 |
| | V 18 | 570125 |
| | V 22 | 570135 |
| | V 28 | 570145 |
| | V 35 | 570155 |
| | V 42 | 570165 |
| | V 54 | 570175 |
| | VF 64,0 (PR-3B)[3) 6)] | 572815 |
| | VF 76,1 (PR-3B)[3) 6)] | 572816 |
| | VF 88,9 (PR-3B)[3) 6)] | 572817 |
| | VF 108,0 (PR-3B)[3) 6)] | 572818 |
| | V 15 45° (PR-2B)[3)] | 574504 |
| | V 18 45° (PR-2B)[3)] | 574506 |
| | V 22 45° (PR-2B)[3)] | 574508 |
| | V 28 45° (PR-2B)[3)] | 574510 |
| | V 35 45° (PR-2B)[3)] | 574512 |

| System | Pressing contour | Art.-No. |
|---|---|---|
| Viessmann | TH 14* | 570455 |
| | TH 16* | 570460 |
| | TH 20* | 570470 |
| | TH 26* | 570475 |
| | TH 32 | 570480 |
| | TH 40 | 570485 |
| VSH MultiPress | U 14* | 570760 |
| | U 16* | 570765 |
| | U 20* | 570775 |
| | U 25* | 570780 |
| | U 32 | 570785 |
| | U 40 | 570790 |
| VSH XPress Carbon | M 12 | 570100 |
| | M 15 | 570110 |
| | M 18[1)] | 570120 |
| | M 22 | 570130 |
| | M 28[1)] | 570140 |
| | M 35 | 570150 |
| | M 42 (4G) | 570160 |
| | M 54 (4G) | 570170 |
| | M 42 (PR-3S)[3)] | 572706 |
| | M 54 (PR-3S)[3)] | 572708 |
| VSH XPress Copper | M 15 | 570110 |
| | M 18[1)] | 570120 |
| | M 22 | 570130 |
| | M 28[1)] | 570140 |
| | M 35 | 570150 |
| | M 42 (PR-3S)[3)] | 572706 |
| | M 54 (PR-3S)[3)] | 572708 |
| VSH XPress Copper GAS | M 15 | 570110 |
| | M 18[1)] | 570120 |
| | M 22 | 570130 |
| | M 28[1)] | 570140 |
| | M 35 | 570150 |
| | M 42 (PR-3S)[3)] | 572706 |
| | M 54 (PR-3S)[3)] | 572708 |
| VSH XPress Copper Solar | M 15 | 570110 |
| | M 18[1)] | 570120 |
| | M 22 | 570130 |
| | M 28[1)] | 570140 |
| | M 35 | 570150 |
| | M 42 (PR-3S)[3)] | 572706 |
| | M 54 (PR-3S)[3)] | 572708 |
| VSH XPress Stainless | M 15 | 570110 |
| | M 18[1)] | 570120 |
| | M 22 | 570130 |
| | M 28[1)] | 570140 |
| | M 35 | 570150 |
| | M 42 (4G) | 570160 |
| | M 54 (4G) | 570170 |
| | M 42 (PR-3S)[3)] | 572706 |
| | M 54 (PR-3S)[3)] | 572708 |
| Walter Meier Metalplast | U 16* | 570765 |
| | U 18* | 570770 |
| | U 20* | 570775 |
| | U 25* | 570780 |
| | U 32 | 570785 |
| | U 40 | 570790 |
| | U 50 | 570795 |
| | U 63 (PR-3B)[3)] | 572837 |
| | U 63 (S) | 572365 |
| | U 75 (PR-3B)[3)] | 572828 |
| Watts MTR Art press | TH 16* | 570460 |
| | TH 20* | 570470 |
| | TH 26* | 570475 |
| | TH 32 | 570480 |
| WATTS RADIANT Watts WaterPEX | US ⅜"* | 571450 |
| | US ½"* | 571455 |
| | US ¾"* | 571460 |
| | US 1"* | 571465 |
| | US 1¼" | 571470 |
| | US 1½" | 571475 |
| WATTS RADIANT Watts RadiantPEX | US ⅜"* | 571450 |
| | US ½"* | 571455 |
| | US ¾"* | 571460 |
| | US 1"* | 571465 |
| | US 1¼" | 571470 |
| | US 1½" | 571475 |
| WATTS RADIANT Watts RadiantPEX-AL | U 16 (½") | 570765 |
| | U 20 (⅝") | 570775 |
| | U 25 (¾") | 570780 |
| | U 32 (1") | 570785 |
| Wavin Tigris K1 | U 14* | 570760 |
| | U 16* | 570765 |
| | U 20* | 570775 |
| | U 25* | 570780 |
| | U 32 | 570785 |
| | U 40 | 570790 |
| | U 50 | 570795 |
| Wavin Tigris M1 | U 14* | 570760 |
| | U 16* | 570765 |
| | U 20* | 570775 |
| | U 25* | 570780 |
| | U 32 | 570785 |
| | U 40 | 570790 |
| | U 50 | 570795 |

# REMS pressing tongs
# REMS pressing rings

Accessories for REMS radial presses (except REMS Mini-Press ACC) and suitable radial presses of other makes

| System | Pressing contour | Art.-No. |
|---|---|---|
| WeeConPress Alu | M 12 | 570100 |
| | M 15 | 570110 |
| | M 18 | 570120 |
| | M 22 | 570130 |
| | M 28 | 570140 |
| | M 35 | 570150 |
| | M 42 (4G) | 570160 |
| | M 54 (4G) | 570170 |
| | M 42 (PR-3S)[3] | 572706 |
| | M 54 (PR-3S)[3] | 572708 |
| | M 12 45° (PR-2B)[3] | 574520 |
| | M 15 45° (PR-2B)[3] | 574522 |
| | M 18 45° (PR-2B)[3] | 574524 |
| | M 22 45° (PR-2B)[3] | 574526 |
| | M 28 45° (PR-2B)[3] | 574528 |
| | M 35 45° (PR-2B)[3] | 574530 |
| | V 12 | 570107 |
| | V 15 | 570115 |
| | V 18 | 570125 |
| | V 22 | 570135 |
| | V 28 | 570145 |
| | V 35 | 570155 |
| | V 42 | 570165 |
| | V 54 | 570175 |
| | V 12 45° (PR-2B)[3] | 574502 |
| | V 15 45° (PR-2B)[3] | 574504 |
| | V 18 45° (PR-2B)[3] | 574506 |
| | V 22 45° (PR-2B)[3] | 574508 |
| | V 28 45° (PR-2B)[3] | 574510 |
| | V 35 45° (PR-2B)[3] | 574512 |
| | SA 12 | 570930 |
| | SA 15 | 570935 |
| | SA 18 | 570940 |
| | SA 22 | 570945 |
| | SA 28 | 570950 |
| | SA 35 | 570955 |
| | SA 42 (PR-3S)[3] | 572710 |
| | SA 54 (PR-3S)[3] | 572712 |
| WeeConPress C-Stahl | M 12 | 570100 |
| | M 15 | 570110 |
| | M 18 | 570120 |
| | M 22 | 570130 |
| | M 28 | 570140 |
| | M 35 | 570150 |
| | M 42 (4G) | 570160 |
| | M 54 (4G) | 570170 |
| | M 42 (PR-3S)[3] | 572706 |
| | M 54 (PR-3S)[3] | 572708 |
| | M 12 45° (PR-2B)[3] | 574520 |
| | M 15 45° (PR-2B)[3] | 574522 |
| | M 18 45° (PR-2B)[3] | 574524 |
| | M 22 45° (PR-2B)[3] | 574526 |
| | M 28 45° (PR-2B)[3] | 574528 |
| | M 35 45° (PR-2B)[3] | 574530 |
| WeeConPress Inox | M 12 | 570100 |
| | M 15 | 570110 |
| | M 18 | 570120 |
| | M 22 | 570130 |
| | M 28 | 570140 |
| | M 35 | 570150 |
| | M 42 (4G) | 570160 |
| | M 54 (4G) | 570170 |
| | M 42 (PR-3S)[3] | 572706 |
| | M 54 (PR-3S)[3] | 572708 |
| | M 12 45° (PR-2B)[3] | 574520 |
| | M 15 45° (PR-2B)[3] | 574522 |
| | M 18 45° (PR-2B)[3] | 574524 |
| | M 22 45° (PR-2B)[3] | 574526 |
| | M 28 45° (PR-2B)[3] | 574528 |
| | M 35 45° (PR-2B)[3] | 574530 |

| System | Pressing contour | Art.-No. |
|---|---|---|
| WeeConPress Kupfer | M 12 | 570100 |
| | M 15 | 570110 |
| | M 18 | 570120 |
| | M 22 | 570130 |
| | M 28 | 570140 |
| | M 35 | 570150 |
| | M 42 (4G) | 570160 |
| | M 54 (4G) | 570170 |
| | M 42 (PR-3S)3) | 572706 |
| | M 54 (PR-3S)3) | 572708 |
| | M 12 45° (PR-2B)[3] | 574520 |
| | M 15 45° (PR-2B)[3] | 574522 |
| | M 18 45° (PR-2B)[3] | 574524 |
| | M 22 45° (PR-2B)[3] | 574526 |
| | M 28 45° (PR-2B)[3] | 574528 |
| | M 35 45° (PR-2B)[3] | 574530 |
| WeeConFlex MVR | TH 16* | 570460 |
| | TH 20* | 570470 |
| | TH 26* | 570475 |
| | TH 32 | 570480 |
| | TH 40 | 570485 |
| | TH 50 (S) | 572400 |
| | TH 63 (S) | 572405 |
| WEFA PLASTIC WEFATHERM-PRESS | H 16* | 570320 |
| | H 20* | 570350 |
| | H 26* | 570370 |
| | H 32 | 570380 |
| WEM | H 16* | 570320 |
| | U 16* | 570765 |
| WIELAND cuprotherm CTX | TH 14* | 570455 |
| | TH 16* | 570460 |
| | TH 18* | 570465 |
| | TH 20* | 570470 |
| | TH 26* | 570475 |
| Winkler | TH 14* | 570455 |
| | TH 16* | 570460 |
| | TH 18* | 570465 |
| | TH 20* | 570470 |
| | TH 26* | 570475 |
| | TH 32 | 570480 |
| | TH 40 | 570485 |
| | TH 50 (S) | 572400 |
| WKS-Press | TH 14* | 570455 |
| | TH 16* | 570460 |
| | TH 17* | 570462 |
| | TH 20* | 570470 |
| | TH 26* | 570475 |
| | TH 32 | 570480 |
| | TH 40 | 570485 |
| XtraConnect | F 16* | 570715 |
| | F 20* | 570725 |
| | F 26* | 570730 |
| | F 32 | 570735 |
| | H 16* | 570320 |
| | H 20* | 570350 |
| | H 26* | 570370 |
| | H 32 | 570380 |
| | TH 16* | 570460 |
| | TH 20* | 570470 |
| | TH 26* | 570475 |
| | TH 32 | 570480 |
| | U 16* | 570765 |
| | U 20* | 570775 |
| (NW 26) | U 25* | 570780 |
| | U 32 | 570785 |
| | VP 16* | 570910 |
| | VP 20* | 570915 |
| | VP 32 | 570925 |

| System | Pressing contour | Art.-No. |
|---|---|---|
| Zetaesse Multistrato EUROPEX | TH 14* | 570455 |
| | TH 16* | 570460 |
| | TH 18* | 570465 |
| | TH 20* | 570470 |
| | TH 26* | 570475 |
| | TH 32 | 570480 |
| | U 14* | 570760 |
| | U 16* | 570765 |
| | U 18* | 570770 |
| | U 20* | 570775 |
| Zetaesse Multistrato ISOPEX | TH 14* | 570455 |
| | TH 16* | 570460 |
| | TH 18* | 570465 |
| | TH 20* | 570470 |
| | TH 26* | 570475 |
| | TH 32 | 570480 |
| | U 14* | 570760 |
| | U 16* | 570765 |
| | U 18* | 570770 |
| | U 20* | 570775 |
| Zetaesse Rame HydroSAN | TH 14* | 570455 |
| | TH 16* | 570460 |
| | TH 20* | 570470 |
| | U 14* | 570760 |
| | U 16* | 570765 |
| | U 20* | 570775 |
| Zetaesse Rame ThermoSAN | TH 14* | 570455 |
| | TH 16* | 570460 |
| | TH 20* | 570470 |
| | U 14* | 570760 |
| | U 16* | 570765 |
| | U 20* | 570775 |
| ZEWOTHERM | TH 12* | 570452 |
| | TH 16* | 570460 |
| | TH 17* | 570462 |
| | TH 18* | 570465 |
| | TH 20* | 570470 |
| | TH 26* | 570475 |
| | TH 32 | 570480 |
| | TH 40 | 570485 |
| | TH 50 (S) | 572400 |
| | TH 63 (S) | 572405 |
| ZURN INDUSTRIES ZURN PEX | US ⅜"* | 571450 |
| | US ½"* | 571455 |
| | US ¾"* | 571460 |
| | US 1"* | 571465 |
| | US 1¼" | 571470 |
| | US 1½" | 571475 |
| | US 2" | 571477 |

Pressfitting systems for gas installations must only be pressed with pressing tongs/pressing rings which are highlighted in yellow.
Observe the national regulations.

* These pressing tongs also fit the manual radial press REMS Eco-Press. Observe the national regulations.

[1] Only pressing tongs from designation "108" (1st quarter of 2008), "208" (2nd quarter of 2008) etc. can be used. The designation is stamped on every pressing jaw.

[2] For this pressfitting system producing a pressing joint with manual radial presses is not permitted.

[3] An adapter tong is required for driving pressing rings (PR), see page 158.

[4] Press fittings made of red bronze (ProPress XL) must be pressed with pressing rings with press contour VUSR, copper fittings (ProPress XL-C) and stainless steel fittings (ProPress XL-S) with pressing rings with press contour VUSF.

[5] For taking suitable pressing inserts.

[6] Press fittings made of red bronze (Sanpress XL) must be pressed with pressing rings with press contour VR, copper fittings (Profipress XL, Profipress G XL), carbon steel (Prestabo XL) and stainless steel fittings (Sanpress Inox XL, Sanpress Inox G XL) with pressing rings with press contour VF.

The suitability of REMS pressing tools for pressfitting systems: Date 28.10.2013. For the updated situation regarding suitability status check our website: www.rems.de → Downloads → Product catalogues, brochures → REMS Catalogue.
Pressing tongs/pressing rings for additional pressfitting systems on request.

# REMS pressing tongs
# REMS pressing rings

Accessories for REMS radial presses (except REMS Mini-Press ACC) and suitable radial presses of other makes



REMS pressing tong with two pivoted mono block pressing jaws. Top-selling standard version.



REMS pressing tong (4G) with two pivoted, parallel aligned pressing segments for linear pressing of midsize dimensions.



REMS pressing tong (S) with one fixed and two pivoted pressing segments, for midsize dimensions.



REMS pressing ring (PR-3S) with 3 swivellable pressing segments mounted on a jointed ring for large dimension complex pressings. Ideal pressing through radially controlled movement of pressing segments, with adapter tong.



REMS pressing rings (PR-3B) with 3 pressing segments for high quality, large dimension pressings Optimum pressing by radially controlled movement of the pressing segments with adaptor tongs.



REMS pressing ring 45° (PR-2B) with 2 pressing jaws for pressings at places of difficult access, with adapter tongs.

## Accessories

| Description | Art.-No. | |
|---|---|---|
| **Adapter tong Z1**<br>for driving REMS pressing rings 45° (PR-2B) | 574500 | |
| **Adapter tong Z2**<br>for driving REMS pressing rings (PR-3S) 42–54 mm | 572795 | |
| **Adapter tong Z4**<br>for driving REMS pressing rings (PR-3B) 75 mm | 572801 | |
| **Adapter tong Z5**<br>For driving REMS pressing rings (PR-3B) VF/VR 64–108 mm and VUSF/VUSR 2½–4" | 572802 | |
| **Steel case** with insert for 6 pressing tongs (up to Ø 35 mm/1" and pressing tongs U 40, U 50, TH 40, F 40, F 50, G 40, VUS 1¼")/cropping tongs and compartment for pipe cutter up to 42 mm | 570295 | |
| **Steel case** with insert for 2 pressing tongs (M 42 (4G), M 54 (4G), V 42, V 54, H 40, H 40 A, VUS 1½", VUS 2") | 570290 | |
| **Steel case** with insert for adapter tongs with pressing rings M 42 (PR-3S) and M 54 (PR-3S) or with pressing rings SA 42 (PR-3S) and M 54 (PR-3S). | 572810 | |
| **Steel case** with inlay for adapter tongs and 4 pressing rings (PR-3B) VF 64.0–108.0 mm/VR 76.1–108.0 mm/ VUSF 2½–4"/VUSR 2½–4" | 572809 | |
| **Steel case** with insert for adapter tong Mini Z1 and adapter tong Z1 and 6 REMS pressing rings V 12–35 45° (PR-2B) or M 12–35 45° (PR-2B) | 574516 | |



# Confirmation of suitability








ZVSHK

BTGA

suissetec

VDKF

**Hold-Harmless and Indemnification Agreement**
See page 160.

The suitability of crimping tools is determined basically by the manufacturer of crimping tools. Moreover the suitability of REMS crimping tools has been confirmed by the system manufacturer/ supplier himself or approved through independent testing institutes.

## Confirmation of suitability through the system manufacturer/supplier

More than 90 % of the manufacturers/suppliers of the pressfitting systems listed herein have tested REMS pressing tongs and confirmed the suitability for their pressfitting system.

## Confirmation of suitability through independent testing institutes

The suitability of REMS pressing tongs for additional pressfitting systems have been confirmed through independent technical institutes:

## TÜV-Certificates

Available for Geberit Mepla, Geberit Mapress C-STAHL, Geberit Mapress EDELSTAHL, Geberit Mapress Kupfer, Nussbaum Cupress, Nussbaum Optipress, Uponor Unipipe, Viega-'profipress', Viega-'profipress G', Viega-'sanfix P', Viega-'sanpress', Viega-'Viegatherm P', Wavin Tigris.
The TÜV-certificates confirm that REMS crimping tools are suitable for producing perfect and system-conformity pressing joints corresponding to these systems.

## Suitability test according to DVGW W 534 (portable water)

Pressing joints produced with REMS pressing tools were tested by the state-operated material testing institute in Darmstadt/Germany or the material testing institute of the Land of North-Rhine-Westphalia, Germany according to DVGW work sheet W 534. These material testing institutes are certified by the DVGW for making these tests. A representative cross-section of press joints of pressfitting systems Geberit Mapress Edelstahl, Raccorderie Metalliche inoxPRES, Raccorderie Metalliche steelPRES, Uponor Unipipe and Viega 'profipress' was tested. The tests led to the result that all REMS pressing tools are suitable for producing perfect and system conformity pressing joints in accordance with these systems.

## Eignungsprüfung nach DVGW VP 614/625 or prEN 1254-7 (Gas)

Pressing joints made with REMS pressing tools have been tested by the TÜV or by the Land Material Testing Institute Nordrhein-Westfalen or the DVGW Research Institute Karlsruhe according to DVGW Regulations VP 614/625 or by the BSI (UK) according to prEN 1254-7. A representative cross-section of pressing joints of the pressfitting systems Geberit Mapress Edelstahl Gas, Geberit Mapress Kupfer Gas, Henco Gas, IBP >B<press Gas, Kembla KemPress Gas, Pegler Yorkshire X-Press Copper Gas, Uponor MLC-G, Viega-'profipress G', Viega-'sanpress INOX G', Viega-'propress G GAS' (AUS) was tested. The tests led to the result that all REMS pressing tools are suitable for producing perfect and system conformity pressing joints in accordance with these systems.

Eignungsprüfung BESTANDEN TÜV

Eignungsprüfung BESTANDEN nach DVGW W 534

potable water

Eignungsprüfung BESTANDEN nach DVGW VP 614/625

gas

# Hold-Harmless and Indemnification Agreement




Reliable and safe: REMS is the first system-independent machine and tool manufacturer who negotiated a hold-harmless and indemnification agreement for press tools.

A hold-harmless and indemnification agreement exists with the:

**Zentralverband Sanitär Heizung Klima (Central Organization for the Sanitary-, Heating- and Climatization Industries),**
Rathausallee 6, D-53757 St. Augustin,
referred to in the following as ”ZVSHK”,

**Bundesindustrieverband Technische Gebäudeausrüstung e.V.,**
Hinter Hoben 149, 53129 Bonn,
referred to in the following as ”BTGA”,

**Verband Deutscher Kälte-Klima-Fachbetriebe e. V.**
**(German Association for Coolant & Air-Conditioning Profession Industries),**
Kaiser-Friedrich-Straße 7, D-53113 Bonn,
referred to in the following as ”VDKF”,

**Schweizerisch-Liechtensteinischem Gebäudetechnikverband**
**(Swiss-Liechtenstein Technical Building Association),**
Auf der Mauer 11, CH-8023 Zürich,
referred to in the following as ”suissetec”,

The Zentralverband Sanitär Heizung Klima (ZVSHK), the Bundesindustrieverband Technische Gebäudeausrüstung e. V. (BTGA), the Verband Deutscher Kälte-Klima-Fachbetriebe e. V. (VDKF) and the Schweizerisch-Liechtensteinische Gebäudetechnikverband (suissetec) have made liability acceptance agreements in the interests of trade and industry with REMS GmbH & Co KG (REMS) for the radial pressing tools.

- Manual radial press REMS Eco-Press
- Cordless radial press REMS Mini-Press ACC
- Electric radial press REMS Power-Press E
- Electro-hydraulic radial press REMS Power-Press
- Electro-hydraulic radial press REMS Power-Press ACC
- Cordless radial press REMS Akku-Press
- Cordless radial press REMS Akku-Press ACC
- REMS pressing tongs (pressing jaws)
- REMS pressing tongs Mini (pressing jaws).

This makes REMS the first system-independent machine- and tool manufacturer to have concluded a hold-harmless and indemnification agreement for pressing tools. The conclusion of the agreement was effected on the basis of a successful cooperation established on partnership between REMS, the crafts, trades and industry and their organizations.

Eligible for services and performances from this agreement are all independent professional craftsmen, and companies of such, who are enrolled in the register of artisans and craftsmen (referred to in the following as ”SHK-Establishments”), in as far as they have been members of the crafts guild of the sanitary- heating- and climatization enterprises competent for their business location at the time the damage event has arisen, and this crafts guild is associated with a regional guild association, which is a member of the ZVSHK.

Entitled to the services from the agreement with the BTGA are all building technology companies (hereinafter referred to as “TGA companies” ) insofar as they were a member of the Bundesindustrieverband Technische Gebäudeausrüstung responsible at the seat of their company at the time of the damage case and therefore an indirect member of the BTGA or direct member of the BTGA.

Eligible for services and performances from this agreement with the VDKF are all coolant systems companies or professional organisations (referred to as Coolant and Air-Conditioning Profession Industries) who, at the time the damage is caused, are members of the VDKF.

Eligible for services and performances from this agreement are all building systems companies (following TGA companies) who, at the time the damaged is caused, are members of suissetec.

In as far as the radial pressing tools mentioned show a defect with regard to construction, manufacture or material, or if the operator’s manuals are faulty, thereby causing damage for the customer of the SHK-establishment, the Coolant and Air-Conditioning Profession Industries, or the TGA-companies, for which the SHK-establishment or the TGA-company is liable, then REMS shall be additionally liable - aside of the statutory prescriptions – for the consequences resulting from leakage, in accordance with the stipulations and provisions of this hold-harmless agreement.

The hold-harmless and indemnification agreement shall be independently valid, regardless of which pressfitting system is pressed with the REMS pressing tools. The current status regarding suitability of the REMS pressing tools for pressfitting systems can be viewed on the Internet: www.rems.de → Downloads → Product catalogues, brochures → REMS Catalogue.

Please consult Mr. Walter Hindelang for further information:
**walter.hindelang@rems.de.**

# REMS cropping tongs

Accessories for REMS radial presses (except REMS Mini-Press ACC) and suitable radial presses of other makes

High performance cropping tongs in forged and specially hardened steel for cutting threaded rods.

Steel, stainless steel up to hardness classification 4.8 (400 N/mm²) M 6 – M 12

## REMS cropping tong – for cutting threaded rods.

Made of forged and specially hardened steel.

Reversible cropping inserts for double service life.

M cropping inserts with high precision thread contour machined on CNC machining centres for exact guiding of the threaded rod in the cutting process Pliers parts, cropping inserts and specially machined and hardened cutting edges, made to fit exactly, for cutting without burr

Threaded rod can be screwed into a threaded connection of the pipe clip or the nut without rework after cutting

Cutting device in pliers design **(Patent EP 1 459 825, patent US 7,284,330).** Drive through all REMS radial presses (except radial presses Mini) and through suitable radial presses of other makes. All cropping tongs marked with * have an optional connection **(Patent EP 1 223 008, patent US 6,739,172)** for manual drive through the radial press REMS Eco-Press.









German Quality Product



Patent EP 1 223 008
Patent US 6,739,172
Patent EP 1 459 825
Patent US 7,284,330

## Supply format

**REMS cropping tong.** Cropping tongs with 1 pair of reversible cropping inserts for steel, stainless steel, M 6 – M 12. In a carton.

| Description | for threaded rods | Art.-No. |
|---|---|---|
| **REMS cropping tong M 6*** | M 6 | 571890 |
| **REMS cropping tong M 8*** | M 8 | 571895 |
| **REMS cropping tong M 10** | M 10 | 571865 |
| **REMS cropping tong M 12** | M 12 | 571870 |

### Accessories

| Description | for threaded rods | Art.-No. |
|---|---|---|
| **Cropping inserts M 6 (pair)** | M 6 | 571891 |
| **Cropping inserts M 8 (pair)** | M 8 | 571896 |
| **Cropping inserts M 10 (pair)** | M 10 | 571866 |
| **Cropping inserts M 12 (pair)** | M 12 | 571871 |
| **Steel case** with insert for 6 cropping tongs/pressing tongs and compartment for pipe cutter up to 42 mm | | 570295 |





# REMS cable shear

Accessories for REMS radial presses (except REMS Mini-Press ACC) and suitable radial presses of other makes

High-grade cable shear in forged and specially hardened steel for cutting electric cable.

Electric cable ≤ 300 mm² (Ø 30 mm)

## REMS cable shear – Easy cutting of electric cable.

Made of forged and specially hardened steel.

Replaceable cutting blades manufactured on CNC production centres ensure a precision blade geometry and long service life. Large cutting range.

Drive through electric REMS radial presses (except REMS Mini-Press ACC) and through suitable radial presses of other makes.





German Quality Product



## Supply format

**REMS cable shear.** Cable shears with 2 changeable cable cutters for electric cables ≤ 300 mm² (Ø 30 mm). In a carton.

| | Art.-No. |
|---|---|
| | 571887 |

### Accessories

| Description | Art.-No. |
|---|---|
| **Cable cutters (pack of 2)** | 571889 |





# Axial Press Jointing


| | | |
|---|---|---|
|  | Cordless axial press 25 / 25 L | 164 |
|  | Manual axial press | 166 |
|  | Compression heads | 167 |
|  | Cordless axial press 40<br>Compression heads | 169 |

# REMS Ax-Press 25 / 25 L ACC

Cordless axial press with automatic return

Compact, handy electric tool for producing compression sleeve joints and for expanding tubes. For battery and corded operation. For trade and industry. For the building site and the workshop.

| | |
|---|---|
| Axial compression | Ø 12–40 mm |

**REMS Ax-Press 25 ACC – universal up to Ø 40 mm. Super light, super handy. Fast. With automatic return. Optimum weight distribution for single-hand operation. Swivelling compression device.**

## System advantage

Only **one** type of compression heads for REMS Ax-Press HK, REMS Ax-Press H, REMS Ax-Press 25 and REMS Ax-Press 25 L. Thus easy, economic stocking.

## Compression heads for all common systems

Full range of REMS compression heads for all common compression sleeve systems (page 167–168). Choice of REMS compression heads with spring lock for seating common compression inserts. High-grade compression heads in forged and specially hardened steel. The REMS compression heads are system-specific and meet the demands of compression sleeve systems. Thus perfect system-conformity, safe jointing.

## Expander heads for all common systems

Complete assortment of REMS expander heads for all common compression sleeve systems. The REMS compression heads are system-specific and correspond to the respective compression sleeve system. Thus perfect system-conformity, precise expanding.

## Design

Compact, handy, light. REMS Ax-Press 25 drive machine with battery weighs only 2.9 kg, only 29 cm long REMS Ax-Press 25 L drive machine with battery weighs only 3.1 kg, only 32 cm long REMS Ax-Press 25 and REMS Ax-Press 25 L with 40 mm stroke respectively REMS Ax-Press 25 with preset compression head position for pressing compression sleeve connectors with a clamping distance ≤ 82 mm in one action REMS Ax-Press 25 L with selectable compression head position for pressing compression sleeve connectors with a clamping distance ≤ 116 mm in one action and for double pressings. Works anywhere, free-hand, overhead, in confined areas. Optimum weight distribution for single-hand operation. Ergonomically shaped housing with recessed grip. Integrated LED work light for illuminating the work place. Swivelling compression device for working in confined area. Extension for enlarging the clamping distance on the pressing sleeve connector, also for double pressings, as an accessory. Compression heads quickly interchangeable, without tools. Secure spring lock seating of compression heads. For battery and corded operation. Electronic charging status check with flat battery protection and charging status indicator with 2-coloured LED.

## Drive

Enormous pressing force for fast and perfect jointing. Powerful electro-hydraulic drive with automatic return (ACC), eccentric reciprocating pump with robust planetary gear. Powerful electro-hydraulic drive with powerful battery motor 14.4 V, 420 W output, robust planetary gear, eccentric reciprocating pump and compact high power hydraulic system. Safety tip switch.

## Battery or mains operation

Li-Ion PLUS technology. Highly resistant Li-Ion 14.4 V battery with 1.6 or 3.2 Ah capacity for long service life. Powerful and light. Total discharge and overload protection with single cell monitoring. Temperature monitoring during the charging process. Operating temperature range –10 to +60 °C. No memory effect for maximum battery power. Rapid charger for short charging times. Li-Ion 230 V voltage supply for mains operation instead of Li-Ion 14.4 V battery, as accessory.

## Expanding

Various pipe expanders and complete range of REMS expanding heads for all common pressure sleeve systems




with automatic circuit control and charging status check

e.g.
aquatherm,
Brasstech,
General Fittings,
IVT,
REHAU,
REVEL,
ROTEX,
Seppelfricke,
TECE,
Würth




with automatic circuit control and charging status check

e.g.
AC-FIX,
EUROP´FLUIDES
MAXITUB,
SURE HISPANIA,
THISA

Tested by electrosuisse

German Quality Product



# REMS Ax-Press 25 / 25 L ACC

Cordless axial press with automatic return

## Supply format

**REMS Ax-Press 25 ACC Basic-Pack.** Cordless axial press for producing compression sleeve joints Ø 12 – 40 mm. 40 mm stroke, for pressing compression sleeve connections with a clamping distance ≤ 82 mm. For driving REMS pressing heads. Electro-hydraulic drive with powerful battery motor 14,4 V, 420 W, robust planetary gear, eccentric reciprocating pump and compact high power hydraulic system, safety tip switch, swivelling pressing device. Integrated LED work light. Battery Li-Ion 14.4 V, 1.6 Ah, rapid charger Li-Ion/Ni-Cd 230 V or 110 V, 50 – 60 Hz, 50 W. Without compression heads. In sturdy steel case.

| | Art.-No. | |
|---|---|---|
| | 573033 | |

Other voltages on request.



## Supply format

**REMS Ax-Press 25 L ACC Basic-Pack.** Cordless axial press for producing compression sleeve joints Ø 12 – 40 mm. 40 mm stroke, for pressing compression sleeve connections with a clamping distance ≤ 116 mm. For driving REMS pressing heads. Electro-hydraulic drive with powerful battery motor 14,4 V, 420 W, robust planetary gear, eccentric reciprocating pump and compact high power hydraulic system, safety tip switch, swivelling pressing device. Integrated LED work light. Battery Li-Ion 14.4 V, 1.6 Ah, rapid charger Li-Ion/Ni-Cd 230 V or 110 V, 50 – 60 Hz, 50 W. Without compression heads. In sturdy steel case.

| | Art.-No. | |
|---|---|---|
| | 573034 | |

Other voltages on request.



## Combi Set

Space and weight saving Combi Set, consisting of REMS Ax-Press 25 ACC and REMS Akku-Ex-Press P ACC For fast and simple expanding of pipes and pressing of compression sleeve connectors with a clamping distance of ≤ 82 mm For details of the REMS Akku-Ex-Press P ACC. see page 175. Advantage: only 1 steel case for REMS Ax-Press 25 ACC and REMS Akku-Ex-Press P ACC, expanding heads and compression heads Price advantage.



## Supply format

**REMS Ax-Press 25 ACC / Akku-Ex-Press P ACC Combi Set Basic.** Space and weight saving Combi Set, consisting of REMS Ax-Press 25 ACC drive machines for producing compression sleeve connections Ø 12 – 40 mm, with 40 mm stroke, for pressing compression sleeve connectors with a clamping distance of ≤ 82 mm and REMS Akku-Ex-Press P ACC for fast expanding of plastic and composite tubes Ø 12 – 40 mm. 2 Li-ion 14.4 V, 1.6 Ah batteries, Li-ion/Ni-Cd 230 V, 50 – 60 Hz, 65 W rapid charger. Without compression heads. Without expanding heads. In sturdy steel case.

| | Art.-No. | |
|---|---|---|
| | 573035 | |

Other voltages on request.

## Accessories

| Description | Art.-No. | |
|---|---|---|
| **REMS compression heads** see page 167 – 168. | | |
| **Expander heads P** see page 177. | | |
| **REMS Ax-Press 25 ACC drive unit,** without battery | 573003 | |
| **REMS Ax-Press 25 L ACC drive unit,** without battery | 573004 | |
| **REMS Akku-Ex-Press P ACC drive unit,** without battery | 575008 | |
| **Battery Li-Ion 14,4 V, 1.6 Ah** | 571545 | |
| **Battery Li-Ion 14.4 V, 3.2 Ah** | 571555 | |
| **Rapid charger Li-Ion/Ni-Cd 230 V,** 50 – 60 Hz, 65 W | 571560 | |
| **Voltage supply Li-Ion 230 V** for mains operation instead of battery Li-Ion 14.4 V. | 571565 | |
| **Steel case** with insert | 578290 | |
| **Steel case** with inlay for cordless axial press and cordless pipe expander | 573284 | |
| **REMS cordless LED lamp** see page 97 | 175200 | |



# REMS Ax-Press HK / H

One-hand axial press / Manual axial press

Universal manual axial press for producing compression sleeve joints.

Axial compression Ø 12 – 32 mm

**REMS Ax-Press HK – universal up to Ø 22 mm**
**Ultra small, ultra light, ultra handy. Only 1.1 kg**

**REMS Ax-Press H – universal up to Ø 32 mm.**
**Handy and light. Only 1.4 kg.**

**Complete assortment of REMS compression heads, quickly interchangeable.**

## System advantage

Only **one** type of compression heads for REMS Ax-Press HK, REMS Ax-Press H, REMS Ax-Press 25 and REMS Ax-Press 25 L. Thus easy, economic stocking.

## Compression heads

Full range of REMS compression heads for all common compression sleeve systems (page 167 – 168). Choice of REMS compression heads with spring lock for seating common compression inserts. High-grade compression heads in forged and specially hardened steel. The REMS compression heads are system-specific and meet the demands of compression sleeve systems. Thus perfect system-conformity, safe jointing.

## Design

Compact, job site proven. Handy and light. REMS Ax-Press HK drive unit only 1.1 kg. REMS Ax-Press H drive unit only 1.4 kg. Works anywhere, free-hand, also in tight spots. 66 mm stroke. Quick-acting forward and release for easy, fast operation. Selectable compression head position **(Patent ES 2 273 563, Patent FR 05 03513, Patent DE pending)** for pressing compression sleeve connectors with a clamping distance of ≤ 161 mm in one action and for double pressings. Quick-change compression heads and pressing inserts without tools. Secure fit of compression heads and pressing inserts by spring catch.

## Expanding

Various pipe expanders and complete range of REMS expanding heads for all common compression sleeve systems (page 174 – 177).

Patent ES 2 273 563
Patent FR 05 03513
Patent DE pending




e.g.
AC-FIX,
aquatherm,
Comap,
PB TUB,
RIQUIER,
ROTEX,
SURE HISPANIA,
TECE,
THISA,
VELTA-EUROJAUGE











German Quality Product







## Supply format

**REMS Ax-Press HK drive unit.** Axial press for single-handed operation for producing compression sleeve joints Ø 12 – 22 mm. 66 mm stroke. With quick-acting forward and release. For driving REMS compression heads. In a carton.

| | Art.-No. | |
|---|---|---|
| | 574302 | |

## Supply format

**REMS Ax-Press H drive unit.** Manual axial press for producing compression sleeve joints Ø 12 – 32 mm. 66 mm stroke. With quick-acting forward and release. For driving REMS compression heads. In a carton.

| | Art.-No. | |
|---|---|---|
| | 574300 | |

## Accessories

| Description | Art.-No. | |
|---|---|---|
| **REMS compression heads** see page 167 – 168. | | |
| **Carrying bag** for REMS Ax-Press HK/H drive unit and compression heads | 574437 | |
| **Case** with inlay for REMS Ax-Press HK drive unit and compression heads | 574352 | |








# REMS compression heads





## REMS compression heads with spring lock for commercially available press inserts

| Description | Use |
|---|---|
| **Compression head Basic 20** (pack of 2) | for pipe fittings 20 mm and for standard press inserts outer Ø 20 mm |
| **Compression head Basic 25** (pack of 2) | for pipe fittings 25 mm and for standard press inserts outer Ø 25 mm |
| **Compression head Basic 32** (pack of 2) | for pipe fittings 32 mm and for standard press inserts outer Ø 32 mm |

Commercially available press inserts:

T's and elbows

Dm 16

Dm 20

Dm 22

Dm 25

Dm 32

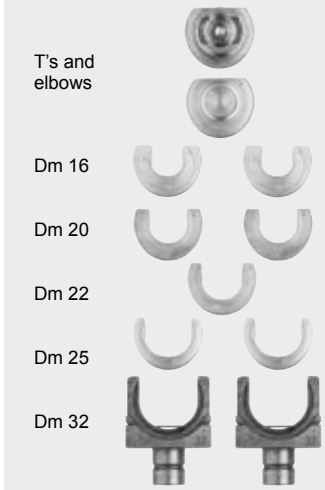







## REMS compression head for T-pieces, elbows, splitters, transition pieces

| Description | Use |
|---|---|
| **Compression head UNI T/L** (piece) | for T-pieces, elbows, splitters, in combination with an additional compression head; for transition pieces, in combination with a support bol |











## REMS support bolt for transition pieces

| Description | for transition pieces inch | Art.-No. | |
|---|---|---|---|
| **Support bolt ⅜"** | ⅜ | 573647 | |
| **Support bolt ½"** | ½ | 573648 | |
| **Support bolt ¾"** | ¾ | 573649 | |





# REMS compression heads

Accessories for REMS Ax-Press HK, REMS Ax-Press H, REMS Ax-Press 25, REMS Ax-Press 25 L

## Select compression heads yourself!

Search for the required compression sleeve system in the table below and select the correct compression heads.

High-grade compression heads in forged and specially hardened steel. Quickly interchangeable, without tools. The REMS compression heads are system-specific and comply with the requirements of the respective compression sleeve system. Thus perfect system-conformity, safe jointing. Drive through REMS axial presses.



**Compr. heads Uni**



**Compr. head UNI T/L**

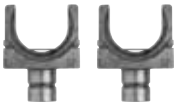

**Compr. heads Basic for press inserts**

| Pressure sleeves system | Compression head mm | Number of pressing heads | fits REMS Ax-Press HK[1] | H | 25 | 25 L | Art.-No. |
|---|---|---|---|---|---|---|---|
| AC-FIX (Global Piping System) | UNI 12 | 2 | • | • | | • | 573630 |
| | UNI 16 | 2 | • | • | | • | 573632 |
| | UNI 20 | 2 | • | • | | • | 573636 |
| | UNI 25 | 2 | | • | | • | 573640 |
| | UNI 32 | 2 | | • | | • | 573644 |
| | UNI T/L** | 1 | • | • | | • | 573646 |
| | Basic 20* | 2 | • | • | | • | 573624 |
| | Basic 25* | 2 | • | • | | • | 573616 |
| | Basic 32* | 2 | • | • | | • | 573628 |
| aquatherm | AT 16 | 2 | | | • | | 573120 |
| | AT 20 | 2 | | | • | | 573122 |
| | AT 25 | 2 | | | • | | 573124 |
| | AT 32 | 2 | | | • | | 573126 |
| | AT 40 | 2 | | | • | | 573128 |
| BRASELI | UNI 12 | 2 | • | • | | • | 573630 |
| | UNI 16 | 2 | • | • | | • | 573632 |
| | UNI 20 | 2 | • | • | | • | 573636 |
| | UNI 25 | 2 | | • | | • | 573640 |
| | UNI 32 | 2 | | • | | • | 573644 |
| | UNI T/L** | 1 | • | • | | • | 573646 |
| | Basic 20* | 2 | • | • | | • | 573624 |
| | Basic 25* | 2 | • | • | | • | 573616 |
| | Basic 32* | 2 | • | • | | • | 573628 |
| Brass & Fittings | UNI 16 | 2 | • | • | | • | 573632 |
| | UNI 20 | 2 | • | • | | • | 573636 |
| | UNI 25 | 2 | | • | | • | 573640 |
| | UNI 32 | 2 | | • | | • | 573644 |
| | UNI T/L** | 1 | • | • | | • | 573646 |
| | Basic 20* | 2 | • | • | | • | 573624 |
| | Basic 25* | 2 | • | • | | • | 573616 |
| | Basic 32* | 2 | • | • | | • | 573628 |
| Brasstech Raptor/ Metalpex/ Raptor 2/ MULTItermoSAN | ME 14 | 2 | | | • | | 573100 |
| | ME 16 | 2 | | | • | | 573102 |
| | ME 20 | 2 | | | • | | 573106 |
| | ME 26 | 2 | | | • | | 573108 |
| COMAP PEXY | UNI 12 | 2 | • | • | | | 573630 |
| | UNI 16 | 2 | • | • | | | 573632 |
| | UNI 20 | 2 | • | • | | | 573636 |
| | UNI 25 | 2 | | • | | | 573640 |
| | UNI 32 | 2 | | • | | | 573644 |
| | UNI T/L** | 1 | • | • | | | 573646 |
| | Basic 25* | 2 | • | • | | | 573616 |
| | Basic 32* | 2 | • | • | | | 573628 |
| EUROP´FLUIDES HYDROFLUIDES | UNI 12 | 2 | • | • | | • | 573630 |
| | UNI 16 | 2 | • | • | | • | 573632 |
| | UNI 20 | 2 | • | • | | • | 573636 |
| | UNI 25 | 2 | | • | | • | 573640 |
| | UNI 32 | 2 | | • | | • | 573644 |
| | UNI T/L** | 1 | • | • | | • | 573646 |
| | Basic 25* | 2 | • | • | | • | 573616 |
| | Basic 32* | 2 | • | • | | • | 573628 |
| Fittings Estándar | UNI 12 | 2 | • | • | | • | 573630 |
| | UNI 16 | 2 | • | • | | • | 573632 |
| | UNI 20 | 2 | • | • | | • | 573636 |
| | UNI 25 | 2 | | • | | • | 573640 |
| | UNI 32 | 2 | | • | | • | 573644 |
| | UNI T/L** | 1 | • | • | | • | 573646 |
| | Basic 20* | 2 | • | • | | • | 573624 |
| | Basic 25* | 2 | • | • | | • | 573616 |
| | Basic 32* | 2 | • | • | | • | 573628 |
| General Fittings Serie 3400 PEX | RE 16 | 2 | | | • | | 573160 |
| | RE 20 | 2 | | | • | | 573162 |
| | RE 25 | 2 | | | • | | 573172 |
| | RE 32 | 2 | | | • | | 573178 |
| | RO 16 | 2 | | | • | | 573184 |
| | RO 20 | 2 | | | • | | 573186 |
| General Fittings Serie 3400 PEX/AL/PEX | RE 16 | 2 | | | • | | 573160 |
| | RE 20 | 2 | | | • | | 573162 |
| | RE 25 | 2 | | | • | | 573172 |
| | RE 32 | 2 | | | • | | 573178 |
| | RO 16 | 2 | | | • | | 573184 |
| | RO 20 | 2 | | | • | | 573186 |
| General Fittings Serie 3700 PEX | TC 12/14/16 | 2 | | | • | | 573360 |
| | TC 18/20 | 2 | | | • | | 573364 |
| | TC 25 | 2 | | | • | | 573367 |
| | TC 32 | 2 | | | • | | 573370 |
| General Fittings Serie 3700 PEX/AL/PEX | TC 12/14/16 | 2 | | | • | | 573360 |
| | TC 18/20 | 2 | | | • | | 573364 |
| | TC 25 | 2 | | | • | | 573367 |
| | TC 32 | 2 | | | • | | 573370 |
| General Fittings Serie 5400 | ME 14 | 2 | | | • | | 573100 |
| | ME 16 | 2 | | | • | | 573102 |
| | ME 20 | 2 | | | • | | 573106 |
| | ME 26 | 2 | | | • | | 573108 |
| IVT PRINETO | IV 16 | 3 | | | • | | 573320 |
| | IV 20 | 3 | | | • | | 573325 |
| | IV 25 | 3 | | | • | | 573330 |
| | IV 32 | 3 | | | • | | 573335 |
| ISOLTUBEX | UNI 12 | 2 | • | • | | • | 573630 |
| | UNI 16 | 2 | • | • | | • | 573632 |
| | UNI 20 | 2 | • | • | | • | 573636 |
| | UNI 25 | 2 | | • | | • | 573640 |
| | UNI 32 | 2 | | • | | • | 573644 |
| | UNI T/L** | 1 | • | • | | • | 573646 |
| | Basic 20* | 2 | • | • | | • | 573624 |
| | Basic 25* | 2 | • | • | | • | 573616 |
| | Basic 32* | 2 | • | • | | • | 573628 |
| MAXITUB MAXIFIX | UNI 12 | 2 | • | • | | • | 573630 |
| | UNI 16 | 2 | • | • | | • | 573632 |
| | UNI 20 | 2 | • | • | | • | 573636 |
| | UNI 25 | 2 | | • | | • | 573640 |
| | UNI 32 | 2 | | • | | • | 573644 |
| | UNI T/L** | 1 | • | • | | • | 573646 |
| | Basic 25* | 2 | • | • | | • | 573616 |
| | Basic 32* | 2 | | • | | • | 573628 |
| PB TUB Sertigliss | UNI 12 | 2 | • | • | | | 573630 |
| | UNI 16 | 2 | • | • | | | 573632 |
| | UNI 20 | 2 | • | • | | | 573636 |
| | UNI 25 | 2 | | • | | | 573640 |
| | UNI 32 | 2 | | • | | | 573644 |
| | UNI T/L** | 1 | • | • | | | 573646 |
| | Basic 25* | 2 | • | • | | | 573616 |
| | Basic 32* | 2 | • | • | | | 573628 |
| PLÁSTICOS FERRO FERROPLAST | UNI 16 | 2 | • | • | | • | 573632 |
| | UNI 20 | 2 | • | • | | • | 573636 |
| | UNI 25 | 2 | | • | | • | 573640 |
| | UNI 32 | 2 | | • | | • | 573644 |
| | UNI T/L** | 1 | • | • | | • | 573646 |
| | Basic 20* | 2 | • | • | | • | 573624 |
| | Basic 25* | 2 | • | • | | • | 573616 |
| | Basic 32* | 2 | • | • | | • | 573628 |
| REHAU RAUTHERM (série S 5) | RH 12 | 2 | | | • | | 573164 |
| | RH 16 | 2 | | | • | | 573166 |
| | RH 20 | 2 | | | • | | 573170 |
| | RH 25 | 2 | | | • | | 573154 |
| | RH 32 | 2 | | | • | | 573156 |
| REHAU RAUTHERM S (REHAU HAS) | RH 17 | 2 | | | • | | 573168 |
| | RH 20 | 2 | | | • | | 573170 |
| | RH 25 | 2 | | | • | | 573154 |
| | RH 32 | 2 | | | • | | 573156 |
| REHAU RAUTITAN PX/MX/SX/RX/ gas/sprinkler | RE 16 | 2 | | | • | | 573160 |
| | RE 20 | 2 | | | • | | 573162 |
| | RE 25 | 2 | | | • | | 573172 |
| | RE 32 | 2 | | | • | | 573178 |
| | RE 40 | 2 | | | • | | 573176 |
| REHAU (GBR) EVERLOC | RH 16 | 2 | | | • | | 573166 |
| | RH 20 | 2 | | | • | | 573170 |
| | RH 25 | 2 | | | • | | 573154 |
| | RH 32 | 2 | | | • | | 573156 |
| REVEL | RV 16 | 2 | | | • | | 573400 |
| | RV 20 | 2 | | | • | | 573402 |
| | RV 25 | 2 | | | • | | 573404 |
| | RV 32 | 2 | | | • | | 573406 |
| Riquier à glissement | UNI 12 | 2 | • | • | | | 573630 |
| | UNI 16 | 2 | • | • | | | 573632 |
| | UNI 20 | 2 | • | • | | | 573636 |
| | UNI 25 | 2 | | • | | | 573640 |
| | UNI 32 | 2 | | • | | | 573644 |
| | UNI T/L** | 1 | • | • | | | 573646 |
| | Basic 25* | 2 | • | • | | | 573616 |
| ROTEX | RO 12 | 2 | | • | • | | 573180 |
| | RO 16 | 2 | | • | • | | 573184 |
| | RO 20 | 2 | | • | • | | 573186 |
| | RO 25 | 2 | | • | • | | 573188 |
| | RO 32 | 2 | | • | • | | 573190 |
| Seppelfricke SD Sistemi Italia SYLVER | RH 16 | 2 | | | • | | 573166 |
| | RH 20 | 2 | | | • | | 573170 |
| | RH 25 | 2 | | | • | | 573154 |
| | RH 32 | 2 | | | • | | 573156 |
| Seppelfricke SD Sistemi Italia NEROflex | RH 16 | 2 | | | • | | 573166 |
| | RH 20 | 2 | | | • | | 573170 |
| | RH 25 | 2 | | | • | | 573154 |
| | RH 32 | 2 | | | • | | 573156 |
| SURE HISPANIA SURE-CAS | UNI 12 | 2 | • | • | | • | 573630 |
| | UNI 16 | 2 | • | • | | • | 573632 |
| | UNI 20 | 2 | • | • | | • | 573636 |
| | UNI 25 | 2 | | • | | • | 573640 |
| | UNI 32 | 2 | | • | | • | 573644 |
| | UNI T/L** | 1 | • | • | | • | 573646 |
| | Basic 20* | 2 | • | • | | • | 573624 |
| | Basic 25* | 2 | • | • | | • | 573616 |
| | Basic 32* | 2 | • | • | | • | 573628 |
| TECE TECEflex | TC 12/14/16 | 2 | • | • | • | | 573360 |
| | TC 18/20 | 2 | • | • | • | | 573364 |
| | TC 25 | 2 | | • | • | | 573367 |
| | TC 32 | 2 | | • | • | | 573370 |
| TERSIA-Pex | IV 16 | 3 | | | • | | 573320 |
| | IV 20 | 3 | | | • | | 573325 |
| | IV 25 | 3 | | | • | | 573330 |
| | IV 32 | 3 | | | • | | 573335 |
| THISA plus THISA PEX | UNI 12 | 2 | • | • | | • | 573630 |
| | UNI 16 | 2 | • | • | | • | 573632 |
| | UNI 20 | 2 | • | • | | • | 573636 |
| | UNI 25 | 2 | | • | | • | 573640 |
| | UNI 32 | 2 | | • | | • | 573644 |
| | UNI T/L** | 1 | • | • | | • | 573646 |
| | Basic 20* | 2 | • | • | | • | 573624 |
| | Basic 25* | 2 | • | • | | • | 573616 |
| | Basic 32* | 2 | • | • | | • | 573628 |
| Velta Eurojauge | UNI 12 | 2 | • | • | | • | 573630 |
| | UNI 16 | 2 | • | • | | • | 573632 |
| | UNI 20 | 2 | • | • | | • | 573636 |
| | UNI 25 | 2 | | • | | • | 573640 |
| | UNI T/L** | 1 | • | • | | • | 573646 |
| | Basic 25* | 2 | • | • | | • | 573616 |
| Würth PRINETO | IV 16 | 3 | | | • | | 573320 |
| | IV 20 | 3 | | | • | | 573325 |
| | IV 25 | 3 | | | • | | 573330 |
| | IV 32 | 3 | | | • | | 573335 |

Compression heads for additional compression sleeve systems on request.

[1] For producing compression sleeve connection of Ø 12 – 22 mm.

* **Compression heads with spring lock**

**Compression head Basic 20** for pipe fittings 20 mm and for standard press inserts outer Ø 20 mm

**Compression head Basic 25** for pipe fittings 25 mm and for standard press inserts outer Ø 25 mm

**Compression head Basic 32** for pipe fittings 32 mm and for standard press inserts outer Ø 32 mm

** **Compression head for T-pieces, elbows, splitters, transition pieces**

**Compression head UNI T/L** for T-pieces, elbows, splitters, in combination with an additional compression head;
for transition pieces, in combination with a support bolt, see page 167.

# REMS Ax-Press 40

Cordless axial press

Compact, handy electric tool for producing compression sleeve joints with crimping sleeve. For trade and industry. For the building site and the workshop.

Axial compression Ø 12–32 mm

## REMS Ax-Press 40 Li-Ion – up to Ø 32 mm.

Complete assortment of REMS compression heads for all common compression sleeve systems with crimping sleeve. High-grade compression heads in forged and specially hardened steel. The REMS compression heads are system-specific and correspond to the respective compression sleeve system. Thus perfect system-conformity, safe jointing.

### Design

Compact, handy, light. Drive unit with battery only 5.5 kg. Vertically from the drive unit located pressing device for seating the compression heads **(Patent US 6,415,641).** Works anywhere, free-hand, overhead, in confined areas. Optimum weight distribution for single-hand operation. Ergonomically shaped housing with recessed grip. Integrated LED work light for illuminating the work place. Swivelling compression device for working in confined area. Compression heads and expander heads quickly interchangeable, without tools. Secure spring lock seating of compression heads. For battery and corded operation. Electronic charging status check with flat battery protection and charging status indicator with 2-coloured LED.

### Drive

Enormous pressing force for fast and perfect jointing. Powerful electro-hydraulic drive, eccentric reciprocating pump with robust planetary gear. Powerful electro-hydraulic drive with powerful battery motor 14.4 V, 380 W output, robust planetary gear, eccentric reciprocating pump and compact high power hydraulic system. Safety tip switch.

### Battery or mains operation

Li-Ion PLUS technology. Highly resistant Li-Ion 14.4 V battery with 3.2 Ah capacity, for long service life. Powerful and light. Total discharge and overload protection with single cell monitoring. Temperature monitoring during the charging process. Operating temperature range – 10 to + 60 °C. No memory effect for maximum battery power. Rapid charger for short charging times. Li-Ion 230 V voltage supply for mains operation instead of Li-Ion 14.4 V battery, as accessory.




German Quality Product

Tested by electrosuisse



## Supply format

**REMS Ax-Press 40 Set.** Cordless axial press for producing compression sleeve joints with crimping sleeve Ø 12–32 mm. Electro-hydraulic drive with powerful battery motor 14.4 V, 380 W, robust planetary gear, eccentric reciprocating pump and compact high power hydraulic system, safety tip switch, swivelling compression device. Integrated LED work light. Battery Li-Ion 14.4 V, 3.2 Ah, rapid charger Li-Ion/Ni-Cd 230 V, 50–60 Hz, 65 W. REMS compression heads corresponding to the respective compression sleeve system. In sturdy steel case.

| Description | Compression sleeve system | Art.-No. | |
|---|---|---|---|
| **Set ME 16-20-26** | CONVAL, Brasstech Raptor/ Metalpex/Raptor 2/MULTItermo-SAN, Genral Fittings Serie 5400, Georg Fischer pfci ALUPEX-EX-PRESS/Alupex Gas-System | 573061 | |
| **Set LR 20-22-25** | Logstor | 573064 | |
| **Basic-Pack** | without compression heads | 573060 | |



Accessories

## REMS compression heads

| Compression sleeve system | Compression head | Art.-No. | |
|---|---|---|---|
| **Brasstech Raptor/ Metalpex/ Raptor 2/ MULTItermoSAN** | ME 14 (pack of 2) | 573100 | |
| | ME 16 (pack of 2) | 573102 | |
| | ME 20 (pack of 2) | 573106 | |
| | ME 26 (pack of 2) | 573108 | |
| **CONVAL** | ME 14 (pack of 2) | 573100 | |
| | ME 16 (pack of 2) | 573102 | |
| | ME 20 (pack of 2) | 573106 | |
| | ME 26 (pack of 2) | 573108 | |
| **General Fittings Serie 5400** | ME 14 (pack of 2) | 573100 | |
| | ME 16 (pack of 2) | 573102 | |
| | ME 20 (pack of 2) | 573106 | |
| | ME 26 (pack of 2) | 573108 | |
| **Georg Fischer pfci ALUPEX-EXPRESS/ Alupex Gas System** | ME 14 (pack of 2) | 573100 | |
| | ME 16 (pack of 2) | 573102 | |
| | ME 20 (pack of 2) | 573106 | |
| | ME 26 (pack of 2) | 573108 | |

| Description | Art.-No. | |
|---|---|---|
| **REMS Ax-Press 40 Li-Ion drive unit,** without battery | 573006 | |
| **Battery Li-Ion 14.4 V, 3.2 Ah** | 571555 | |
| **Rapid charger Li-Ion/Ni-Cd 230 V,** 50–60 Hz, 65 W | 571560 | |
| **Voltage supply Li-Ion 230 V** for mains operation instead of battery Li-Ion 14.4 V. | 571565 | |
| **Steel case** with insert | 573282 | |
| **REMS cordless LED lamp** see page 97 | 175200 | |



## REMS compression heads

| Compression sleeve system | Compression head | Art.-No. | |
|---|---|---|---|
| **Logstor** | ME 16 (pack of 2) | 573102 | |
| | LR 20 (pack of 2) | 573430 | |
| | LR 22 (pack of 2) | 573432 | |
| | LR 25 (pack of 2) | 573434 | |
| | LR 28 (pack of 2) | 573436 | |
| | LR 32 (pack of 2) | 573438 | |





# Expanding
# Extracting


| | | |
|---|---|---|
|  | Hand tube expander Cu | 172 |
|  | Expander head Cu | 172 |
|  | Cordless pipe expander Cu | 173 |
|  | One-hand pipe expander | 174 |
|  | Hand tube expander P | 174 |
|  | Cordless pipe expander P | 175 |
|  | Expander head Cu P | 177 |
|  | Cordless pipe expander Q&E | 178 |
|  | Electro-hydraulic pipe expander Q&E | 179 |
|  | Hand tube extractor | 180 |
|  | Electric tube extractor<br>Electric tube expander | 181 |

# REMS Ex-Press Cu

Hand tube expander

| Proven quality tool for expanding and calibrating pipes for pipe installation without fittings. | |
|---|---|
| Soft copper tubes s ≤ 1.5 mm | Ø 8–42 mm<br>Ø ⅜–1⅛" |
| Soft aluminium tubes,<br>soft precision steel tubes s ≤ 1.2 mm | Ø 8–42 mm<br>Ø ⅜–1⅛" |
| Soft stainless steel tubes s ≤ 1 mm | Ø 8–42 mm<br>Ø ⅜–1⅛" |




German Quality Product

**REMS Ex-Press Cu – for making sockets yourself. 6-face mandrel for even and concentric expanding. Extra long sockets according to DVGW. Expander heads with calibration neck, fit other makes as well.**

## Cost advantage

Pipe installation without fittings. No costs for fittings, storage, procurement. Savings in soldering joints, soldering material and working hours. Using up pipe pieces to provide sockets.

## Design

Robust quality tool. Torsion-free, power-transmitting expander levers with ergonomically designed handles, for effortless expanding. 6-face mandrel for even and concentric expanding. Extra long sockets, spring-loaded return of mandrel

## Expander heads

Quick-change. Extra long expander heads result in extra long sockets for perfect pipe connections according to DVGW. Special neck at expander head specially for calibration of deformed pipe ends.

## Supply format

**REMS Ex-Press Cu Set.** Hand tube expander Ø 8–42 mm, Ø ⅜–1⅛". Soft copper tubes Ø 8–42 mm, Ø ⅜–1⅛", s ≤ 1,5 mm, soft aluminium tubes and soft steel precision tubes Ø 8–42 mm, Ø ⅜–1⅛", s ≤ 1,2 mm, soft stainless steel tubes Ø 8–42 mm, Ø ⅜–1⅛", s ≤ 1 mm. Expander drive. Choice of expander heads for pipes in mm or inch. In sturdy steel case.

| Description | Art.-No. |
|---|---|
| **Set 12-15-18-22** | 150000 |
| **Set 12-15-22-28** | 150005 |
| **Set 15-18-22-28** | 150006 |
| **Set 12-15-18-22-28** | 150007 |
| **Set 12-14-16-18-22** | 150010 |
| **Set ⅜-½-⅝-¾-⅞-1⅛"** | 150017 |
| **Set ½-⅝-⅞-1⅛"** | 150018 |
| **Set ⅜-½-⅝-⅞"** | 150019 |
| **Set ⅜-½-⅝-¾-⅞-1"** | 150020 |



Accessories

| Description | Pipes Ø mm/inch | Art.-No. |
|---|---|---|
| **Expander head Cu** (fit expander drives of REMS Akku-Ex-Press Cu ACC and other makes also) | 8 | 150100 |
| | 10 | 150105 |
| | 12 | 150110 |
| | 14 | 150120 |
| | 15 | 150125 |
| | 16 | 150130 |
| | 18 | 150140 |
| | 20 | 150145 |
| | 22 | 150150 |
| | 24 | 150155 |
| | 25 | 150160 |
| | 26 | 150165 |
| | 28 | 150170 |
| | 30 | 150175 |
| | 32 | 150180 |
| | 34 | 150185 |
| | 35 | 150190 |
| | 36 | 150195 |
| | 40 | 150205 |
| | 42 | 150210 |
| | ⅜" | 150220 |
| | ½" | 150225 |
| | ⅝" | 150230 |
| | ¾" | 150235 |
| | ⅞" | 150240 |
| | 1" | 150245 |
| | 1⅛" | 150250 |
| **Expander drive Cu** | | 150500 |
| **Steel case** with insert | | 150600 |





# REMS Akku-Ex-Press Cu ACC

Cordless pipe expander with automatic return

| | |
|---|---|
| Compact, handy electric tool for fast, easy expanding and calibration of pipes for pipe installation without fittings. For battery and corded operation. For trade and industry. For the building site and the workshop. | |
| Soft copper tubes s ≤ 1.5 mm | Ø 8–42 mm<br>Ø ⅜–1¾" |
| Soft aluminium tubes,<br>soft precision steel tubes s ≤ 1.2 mm | Ø 8–42 mm<br>Ø ⅜–1¾" |
| Soft stainless steel tubes s ≤ 1 mm | Ø 8–42 mm<br>Ø ⅜–1¾" |




German Quality Product

Tested by electrosuisse

LED

## REMS Akku-Ex-Press Cu ACC – fast, easy electric expanding up to Ø 42 mm. With automatic return.

### Cost advantage

Pipe installation without fittings. No costs for fittings, storage, procurement. Savings in soldering joints, soldering material and working hours. Using up pipe pieces to provide sockets.

### Expander heads for all common systems

Quick-change. Extra long expander heads result in extra long sockets for perfect pipe connections according to DVGW. Special neck at expander head specially for calibration of deformed pipe ends.

### Execution

Compact, handy, light. Drive unit with battery only 2.3 kg. Drive machine only 30 cm long. Works anywhere, free-hand, overhead, in confined areas. Optimum weight distribution for single-hand operation. Ergonomically shaped housing with recessed grip. For battery and corded operation. Integrated LED work light for illuminating the work place. Electronic charging status check with flat battery protection and charging status indicator with 2-coloured LED. Conical expanding mandrel (conical angle 18°) for even concentric expanding. Extra long sockets, spring-loaded return of mandrel.

### Drive

High pressing force for fast, perfect expanding. Powerful electro-hydraulic drive with automatic return (ACC), with powerful battery motor 14.4 V, 380 W, robust planetary gear, eccentric reciprocating pump and compact high power hydraulic system. Safety tip switch.

### Battery or mains operation

Li-Ion PLUS technology. Highly resistant Li-Ion 14.4 V battery with 1.6 or 3.2 Ah capacity for long service life. Powerful and light. Total discharge and overload protection with single cell monitoring. Temperature monitoring during the charging process. Operating temperature range –10 to +60 °C. No memory effect for maximum battery power. Rapid charger for short charging times. Li-Ion 230 V voltage supply for mains operation instead of Li-Ion 14.4 V battery, as accessory.

## Supply format

**REMS Akku-Ex-Press Cu ACC Basic-Pack.** Cordless pipe expander for fast, easy expanding and calibration of pipes. Soft copper pipes Ø 8–42 mm, Ø ⅜–1¼", s ≤ 1.5 mm, soft aluminium pipes, soft precision steel pipes, Ø 8–42 mm, Ø ⅜–1¼", s ≤ 1.2 mm, soft stainless steel pipes Ø 8–42 mm, Ø ⅜–1¼", s ≤ 1 mm. Electro-hydraulic drive with automatic retraction, with powerful battery motor 14.4 V, 420 W, robust planetary gear, eccentric reciprocating pump and compact high power hydraulic system. Safety tip switch. Integrated LED work light. Battery Li-Ion 14.4 V, 1.6 Ah, rapid charger Li-Ion/Ni-Cd 230 V, 50–60 Hz, 65 W. Without expander heads. In sturdy steel case.

| | Art.-No. | |
|---|---|---|
| | 575016 | |

Other voltages on request.



Accessories

| Description | Art.-No. | |
|---|---|---|
| **Expander heads Cu** see page 172. | | |
| **REMS Akku-Ex-Press Cu ACC drive unit,** without battery | 575006 | |
| **Battery Li-Ion 14.4 V, 1.6 Ah** | 571545 | |
| **Battery Li-Ion 14.4 V, 3.2 Ah** | 571555 | |
| **Rapid charger Li-Ion/Ni-Cd 230 V,** 50–60 Hz, 65 W | 571560 | |
| **Voltage supply Li-Ion 230 V** for mains operation instead of battery Li-Ion 14.4 V. | 571565 | |
| **Steel case** with insert | 578290 | |
| **REMS cordless LED lamp** see page 97 | 175200 | |



# REMS Ex-Press H

One-hand pipe expander

Robust, compact quality tool for expanding tubes.
For one-hand operation.

PEX tubes Serie S 5 according to ISO 4065 Ø 12–40 mm





German Quality Product

### REMS Ex-Press H – universal up to Ø 40 mm.

Robust, compact quality tool. Super light, only 0.7 kg.

Stepped mandrels for expanding several tube dimensions, no tool change required.

Torsion-free, leveraged expander tool for effortless expanding.
For one-hand operation.

### Supply format

**REMS Ex-Press H.** One-hand pipe expander for PEX tubes Serie S 5 according to ISO 4065 Ø 12–40 mm. In a carton.

| | Art.-No. | |
|---|---|---|
| | 150550 | |

# REMS Ex-Press P

Hand tube expander

Proven quality tool for expanding tubes.
Plastic tubes, multi-layer composite tubes Ø 12–32 mm




German Quality Product

### REMS Ex-Press P – for expanding tubes. Conical mandrel for even and concentric expanding.

#### Design

Robust quality tool. Torsion-free, power-transmitting expander levers with ergonomically designed handles, for effortless expanding. Conical mandrel (taper angle 18°) for even and concentric expanding. Long mandrel guidance, spring-loaded mandrel release.

#### Expander heads for all common systems

Complete assortment of REMS expander heads P for all common compression sleeve systems (page 177). Quickly interchangeable, without tools. The REMS expander heads are system-specific and comply with the requirements of the respective compression sleeve system. Thus perfect system-conformity, exact expanding.

### Supply format

**REMS Ex-Press P Set.** Hand tube expander for plastic tubes and multi-layer composite tubes Ø 12–32 mm. REMS Ex-Press P. Expander heads P for tubes in mm. In sturdy steel case.

| Description | Compr. sleeve system | Art.-No. | |
|---|---|---|---|
| **Set AT P 16-20-25** | aquatherm SHT PB/ PE-Rohre | 150021 | |
| **Set AT V 16-20-25** | aquatherm SHT Mehrschicht-Metall-verbundrohre | 150033 | |
| **Set IV 16-20-25** | IVT PRINETO, Würth PRINETO | 150026 | |
| **Set RH HAS 17-20-25** | REHAU RAUTHERM S (REHAU HAS) | 150027 | |
| **Set RH HIS 16-20-25** | REHAU RAUTITAN flex/gas flex/pink/ his, General Fittings Serie 3400 PEX, Seppelfricke SD Sis-temi Italia NEROflex/ SYLVER | 150028 | |
| **Set RH MKV 16-20-25** | REHAU RAUTITAN stabil/gas stabil, General Fittings Serie 3400 PEX/AL/PEX | 150022 | |
| **Set RH 16-20-25** | REHAU RAUTHERM (série S 5), REHAU (GBR) EVERLOC | 150029 | |
| **Set RO VA 16-20-25** | ROTEX | 150023 | |
| **Set TC 16-18/20-25** | TECE TECEflex, General Fittings Serie 3700 | 150025 | |

System-specific and/or national differences of the wall thickness (s) of tubes need to be considered selecting expander heads, see table page 177.

e.g.
aquatherm,
General Fittings,
IVT,
REHAU,
REVEL,
ROTEX,
Seppelfricke,
TECE,
Würth



Accessories

| Description | Art.-No. | |
|---|---|---|
| **Expander heads P** see page 177. | | |
| **Expander drive REMS Ex-Press P** (taper angle 18°) | 150510 | |
| **Steel case** with insert | 150600 | |





# REMS Akku-Ex-Press P ACC

Cordless pipe expander with automatic return

Compact, handy power tool with automatic return for fast, easy expansion of pipes. For battery and corded operation. For trade and industry. For the building site and the workshop.

Plastic tubes, multi-layer composite tubes Ø 12–40 mm

**REMS Akku-Ex-Press P ACC – Fast, easy electric expanding up to Ø 40 mm. With automatic return. Conical mandrel for even and concentric expanding.**

## Expander heads

Quickly interchangeable, without tools. The REMS expander heads are system-specific and comply with the requirements of the respective compression sleeve system. Thus perfect system-conformity, exact expanding.

## Execution

Compact, handy, light. Drive unit with battery only 2.3 kg. Drive machine only 30 cm long. Works anywhere, free-hand, overhead, in confined areas. Optimum weight distribution for single-hand operation. Ergonomically shaped housing with recessed grip. Integrated LED work light for illuminating the work place. For battery and corded operation. Electronic charging status check with flat battery protection and charging status indicator with 2-coloured LED. Conical expanding mandrel (conical angle 18°) for even centric expanding. Long mandrel guide, spring-loaded mandrel recoil.

## Drive

High pressing force for fast, perfect expanding. Powerful electro-hydraulic drive with automatic return (ACC), with powerful battery motor 14.4 V, 380 W, robust planetary gear, eccentric reciprocating pump and compact high power hydraulic system. Safety tip switch.

## Battery or mains operation

Li-Ion PLUS technology. Highly resistant Li-Ion 14.4 V battery with 1.6 or 3.2 Ah capacity for long service life. Powerful and light. Total discharge and overload protection with single cell monitoring. Temperature monitoring during the charging process. Operating temperature range –10 to +60 °C. No memory effect for maximum battery power. Rapid charger for short charging times. Li-Ion 230 V voltage supply for mains operation instead of Li-Ion 14.4 V battery, as accessory.




German Quality Product

Tested by electrosuisse

LED

## Supply format

**REMS Akku-Ex-Press P ACC Basic-Pack.** Cordless pipe expander for fast expanding of plastic and multilayer composite pipes Ø 12–40 mm. Electro-hydraulic drive with automatic retraction, with powerful battery motor 14.4 V, 420 W, robust planetary gear, eccentric reciprocating pump and compact high power hydraulic system. Safety tip switch. Integrated LED work light. Battery Li-Ion 14.4 V, 1.6 Ah, rapid charger Li-Ion/Ni-Cd 230 V, 50–60 Hz, 65 W. Without expander heads. In sturdy steel case.

| | Art.-No. | |
|---|---|---|
| | 575018 | |

Other voltages on request.

e.g. ROTEX



Accessories

## REMS expander heads P

Quickly interchangeable, without tools. The REMS expander heads are system-specific and comply with the requirements of the respective compression sleeve system. Thus perfect system-conformity, exact expanding. Drive through expander REMS Ex-Press P (taper angle 18°), REMS Akku-Ex-Press P ACC and through suitable expanders of other makes.

| Compression sleeve system | Expander head P Ø × s | Art.-No. | |
|---|---|---|---|
| **ROTEX** | RO VA 12 × 2,0 | 150814 | |
| | RO VA 16 × 2,2 | 150851 | |
| | RO VA 20 × 2,8 | 150890 | |
| | RO VA 25 × 3,5 | 150918 | |
| | RO VA 32 × 4,4 | 150919 | |

| Description | Art.-No. | |
|---|---|---|
| **REMS Akku-Ex-Press P ACC drive unit,** without battery | 575008 | |
| **Battery Li-Ion 14.4 V, 1.6 Ah** | 571545 | |
| **Battery Li-Ion 14.4 V, 3.2 Ah** | 571555 | |
| **Rapid charger Li-Ion/Ni-Cd 230 V,** 50–60 Hz, 65 W | 571560 | |
| **Voltage supply Li-Ion 230 V** for mains operation instead of battery Li-Ion 14.4 V. | 571565 | |
| **Steel case** with insert | 578290 | |
| **REMS cordless LED lamp** see page 97 | 175200 | |



# REMS Akku-Ex-Press P

Cordless pipe expander with switch-off signal

Compact, handy power tool with switch-off signal for fast, easy expansion of pipes. For battery and corded operation. For trade and industry. For the building site and the workshop.

Plastic tubes, multi-layer composite tubes — Ø 12–40 mm




German Quality Product

Tested by electrosuisse

LE

## REMS Akku-Ex-Press P – Fast, easy electric expanding up to Ø 40 mm. Conical mandrel for even and concentric expanding.

### Expander heads for all common systems

Complete assortment of REMS expander heads P for all common compression sleeve systems (page 177). Quickly interchangeable, without tools. The REMS expander heads are system-specific and comply with the requirements of the respective compression sleeve system. Thus perfect system-conformity, exact expanding.

### Execution

Compact, handy, light. Drive unit with battery only 2.3 kg. Drive machine only 30 cm long. Works anywhere, free-hand, overhead, in confined areas. Optimum weight distribution for single-hand operation. Ergonomically shaped housing with recessed grip. Integrated LED work light for illuminating the work place. For battery and corded operation. Electronic charging status check with flat battery protection and charging status indicator with 2-coloured LED. Conical expanding mandrel (conical angle 18°) for even centric expanding. Long mandrel guide, spring-loaded mandrel recoil.

### Drive

High pressing force for fast, perfect expanding. Powerful electro-hydraulic drive with powerful battery motor 14.4 V, 380 W, robust planetary gear, eccentric reciprocating pump and compact high power hydraulic system. Safety tip switch. Acoustic signal after successfully finished expansion. The expanding heads stay open until switching over to return. Read and follow the installation and assembly instructions of the system provider/manufacturer.

### Battery or mains operation

Li-Ion PLUS technology. Highly resistant Li-Ion 14.4 V battery with 1.6 or 3.2 Ah capacity for long service life. Powerful and light. Total discharge and overload protection with single cell monitoring. Temperature monitoring during the charging process. Operating temperature range –10 to +60 °C. No memory effect for maximum battery power. Rapid charger for short charging times. Li-Ion 230 V voltage supply for mains operation instead of Li-Ion 14.4 V battery, as accessory.

e.g.
aquatherm,
General Fittings,
IVT,
REHAU,
REVEL,
TECE,
Würth



## Supply format

**REMS Akku-Ex-Press P Basic-Pack.** Cordless pipe expander for fast expanding of plastic and multilayer composite pipes Ø 12–40 mm. Electro-hydraulic drive with switch-off signal, with powerful battery motor 14.4 V, 420 W, robust planetary gear, eccentric reciprocating pump and compact high power hydraulic system. Safety tip switch. Integrated LED work light. Battery Li-Ion 14.4 V, 1.6 Ah, rapid charger Li-Ion/Ni-Cd 230 V, 50–60 Hz, 65 W. Without expander heads. In sturdy steel case.

| | Art.-No. | |
|---|---|---|
| | 575019 | |

Other voltages on request.

Accessories

| Description | Art.-No. | |
|---|---|---|
| **Expander heads P** see page 177. | | |
| **REMS Akku-Ex-Press P drive unit,** without battery | 575009 | |
| **Battery Li-Ion 14.4 V, 1.6 Ah** | 571545 | |
| **Battery Li-Ion 14.4 V, 3.2 Ah** | 571555 | |
| **Rapid charger Li-Ion/Ni-Cd 230 V,** 50–60 Hz, 65 W | 571560 | |
| **Voltage supply Li-Ion 230 V** for mains operation instead of battery Li-Ion 14.4 V. | 571565 | |
| **Steel case** with insert | 578290 | |
| **REMS cordless LED lamp** see page 97 | 175200 | |



# REMS expander heads P

Accessories for REMS Ex-Press P,
REMS Akku-Ex-Press P and other makes

## Choose expander heads yourself!

Search for the required compression sleeve system in the table below and select the correct expander heads.

### REMS expander heads P

Complete assortment of REMS expander heads P for all common compression sleeve systems. Quickly interchangeable, without tools. The REMS expander heads are system-specific and comply with the requirements of the respective compression sleeve system. Thus perfect system-conformity, exact expanding. Drive through expander REMS Ex-Press P (taper angle 18°), REMS Akku-Ex-Press P and through suitable expanders of other makes.

| Compression sleeve system | Expander head P Ø × s | Art.-No. |
|---|---|---|
| **aquatherm SHT PB/PE-RT-Rohre** | AT P 14 × 2,0 | 150828 |
| | AT P 16 × 2,0 | 150842 |
| | AT P 18 × 2,0 | 150873 |
| | AT P 20 × 2,0 | 150882 |
| | AT P 25 × 2,3 | 150912 |
| **aquatherm SHT Mehrschicht-Metallverbundrohre (MVR)** | AT V 16 × 2,4 | 150843 |
| | AT V 20 × 2,4 | 150883 |
| | AT V 25 × 2,7 | 150913 |
| | AT V 32 × 3,2 | 150957 |
| | AT V 40 × 3,5 | 150958 |
| **General Fittings Serie 3400 PEX** | RH HIS 16 x 2,2 | 150849 |
| | RH HIS 20 x 2,8 | 150888 |
| | RH HIS 25 x 3,5 | 150916 |
| | RH HIS 32 x 4,4 | 150945 |
| **General Fittings Serie 3400 PEX/AL/PEX** | RH MKV 16,2 x 2,6 | 150858 |
| | RH MKV 20 x 2,9 | 150897 |
| | RH MKV 25 x 3,7 | 150926 |
| | RH MKV 32 x 4,7 | 150952 |
| **General Fittings Serie 3700 PEX** | TC 16 | 150855 |
| | TC 18/20 | 150894 |
| | TC 25 | 150923 |
| | TC 32 | 150950 |
| **General Fittings Serie 3700 PEX/AL/PEX** | TC 16 | 150855 |
| | TC 18/20 | 150894 |
| | TC 25 | 150923 |
| | TC 32 | 150950 |
| **IVT PRINETO** | IV 16 × 2,2/2,8 | 150845 |
| | IV 20 × 2,8/3,4 | 150885 |
| | IV 25 × 3,5/4,0 | 150914 |
| | IV 32 × 4,4/4,9 | 150943 |
| **REHAU RAUTHERM (série S 5)** | RH 12 x 1,1 | 150812 |
| | RH 16 x 1,5 | 150846 |
| | RH 20 x 1,9 | 150886 |
| | RH 25 x 2,3 (RH HAS 25x2,3) | 150915 |
| | RH 32 x 2,9 (RH HAS 32x2,9) | 150944 |
| **REHAU RAUTHERM S (REHAU HAS)** | RH HAS 17 x 2,0 | 150868 |
| | RH HAS 20 x 2,0 | 150887 |
| | RH HAS 25 x 2,3 | 150915 |
| | RH HAS 32 x 2,9 | 150944 |
| **REHAU RAUTITAN flex/ RAUTITAN gas flex/ RAUTITAN pink/ RAUTITAN his** | RH HIS 16 x 2,2 | 150849 |
| | RH HIS 20 x 2,8 | 150888 |
| | RH HIS 25 x 3,5 | 150916 |
| | RH HIS 32 x 4,4 | 150945 |
| | RH HIS 40 x 5,5 | 150946 |
| **REHAU RAUTITAN stabil/ RAUTITAN gas stabil** | RH MKV 16,2 x 2,6 | 150858 |
| | RH MKV 20 x 2,9 | 150897 |
| | RH MKV 25 x 3,7 | 150926 |
| | RH MKV 32 x 4,7 | 150952 |
| | RH MKV 40 x 6,0 | 150947 |
| **REHAU (GBR) EVERLOC** | RH 16 x 1,5 | 150846 |
| | RH 20 x 1,9 | 150886 |
| | RH 25 x 2,3 (RH HAS 25x2,3) | 150915 |
| | RH 32 x 2,9 (RH HAS 32x2,9) | 150944 |
| **REVEL** | RH HIS 16 × 2,2 | 150849 |
| | RH HIS 20 × 2,8 | 150888 |
| | RH HIS 25 × 3,5 | 150916 |
| | RH HIS 32 × 4,4 | 150945 |
| **Seppelfricke SD Sistemi Italia NEROflex/SYLVER** | RH HIS 16 × 2,2 | 150849 |
| | RH HIS 20 × 2,8 | 150888 |
| | RH HIS 25 × 3,5 | 150916 |
| | RH HIS 32 × 4,4 | 150945 |
| **TECE TECEflex** | TC 12/14 | 150826 |
| | TC 16 | 150855 |
| | TC 18/20 | 150894 |
| | TC 25 | 150923 |
| | TC 32 | 150950 |
| **Würth PRINETO** | IV 16 × 2,2/2,8 | 150845 |
| | IV 20 × 2,8/3,4 | 150885 |
| | IV 25 × 3,5/4,0 | 150914 |
| | IV 32 × 4,4/4,9 | 150943 |

System-specific and/or national differences of the wall thickness (s) of tubes need to be considered selecting expander heads. REMS expander heads P for additional compression sleeve systems on request.



# REMS Akku-Ex-Press Q & E ACC

Cordless pipe expander with automatic return

Compact, handy electric tool for fast, easy expanding of tubes/coil of the Uponor Quick & Easy system. For battery and corded operation. For trade and industry. For the building site and the workshop.

| Expanding | Ø 16 – 40 mm |
|---|---|

**REMS Akku-Ex-Press Q & E ACC – Fast, easy electric expanding up to Ø 40 mm. Compact, handy, light. With automatic return. For Uponor Quick & Easy.**

## Expander heads

Large expanding capacity up to Ø 40 mm. Automatic, gradual expansion until reaching the given end position which is determined by the expander head. Use of original Uponor Quick & Easy expander heads, manual and hydraulic.

## Execution

Compact, handy, light. Drive unit with battery only 2.3 kg. Drive machine only 30 cm long. Works anywhere, free-hand, overhead, in confined areas. Optimum weight distribution for single-hand operation. Ergonomically shaped housing with recessed grip. Integrated LED work light for illuminating the work place. For battery and corded operation. Electronic charging status check with flat battery protection and charging status indicator with 2-coloured LED.

## Drive

High pressing force for fast, perfect expanding. Powerful electro-hydraulic drive with automatic return (ACC), with powerful battery motor 14.4 V, 380 W, robust planetary gear, eccentric reciprocating pump and compact high power hydraulic system. Safety tip switch.

## Battery or mains operation

Li-Ion PLUS technology. Highly resistant Li-Ion 14.4 V battery with 1.6 or 3.2 Ah capacity for long service life. Powerful and light. Total discharge and overload protection with single cell monitoring. Temperature monitoring during the charging process. Operating temperature range –10 to +60 °C. No memory effect for maximum battery power. Rapid charger for short charging times. Li-Ion 230 V voltage supply for mains operation instead of Li-Ion 14.4 V battery, as accessory.




German Quality Product

Tested by electrosuisse

LED

## Supply format

**REMS Akku-Ex-Press Q & E ACC Basic-Pack.** Cordless tube expander for expanding tubes/coils of the Uponor Quick & Easy system Ø 16 – 40 mm, Ø ½ – 1½". Electro-hydraulic drive with automatic retraction, with powerful battery motor 14.4 V, 420 W, robust planetary gear, eccentric reciprocating pump and compact high power hydraulic system. Safety tip switch. Integrated LED work light. Battery Li-Ion 14.4 V, 1.6 Ah, rapid charger Li-Ion/Ni-Cd 230 V, 50 – 60 Hz, 65 W. Without expander heads. In sturdy steel case.

| | Art.-No. | |
|---|---|---|
| | 575015 | |

Note assembly instructions of system supplier. Battery tube expander for other systems on request. Other voltages on request.



## Accessories

| Description | Art.-No. | |
|---|---|---|
| **REMS Akku-Ex-Press Q&E ACC Li-Ion drive unit,** without battery | 575005 | |
| **Battery Li-Ion 14.4 V, 1.6 Ah** | 571545 | |
| **Battery Li-Ion 14.4 V, 3.2 Ah** | 571555 | |
| **Rapid charger Li-Ion/Ni-Cd 230 V,** 50 – 60 Hz, 65 W | 571560 | |
| **Voltage supply Li-Ion 230 V** for mains operation instead of battery Li-Ion 14.4 V. | 571565 | |
| **Steel case** with insert | 578290 | |
| **REMS cordless LED lamp** see page 97 | 175200 | |



# REMS Power-Ex-Press Q & E ACC

Electro-hydraulic pipe expander with automatic return

Compact, handy electric tool for fast, easy expanding of tubes/coil of the Uponor Quick & Easy system. For trade and industry. For the building site and the workshop.

| | |
|---|---|
| Expanding | Ø 16 – 63 mm<br>Ø ½ – 2"<br>s ≤ 5,8 mm |

**REMS Power-Ex-Press Q&E ACC – Fast, easy electric expanding up to Ø 63 mm. With automatic return. For Uponor Quick & Easy.**

## Expander heads

Large expanding capacity up to Ø 63 mm. Automatic, gradual expansion until reaching the given end position which is determined by the expander head. Use of original Uponor Quick & Easy expander heads, Ø 16 – 63 mm, Ø ½ – 2", Expanding device for holding the original Uponor Quick & Easy 54 – 63 mm, 2" expanding heads. Expanding device for holding the original Uponor Quick & Easy 16 – 40 mm, ½ – 1½", expanding heads as an accessory.

## Execution

Compact, robust, job site-proven. Small in size, slender design, drive unit only 5.3 kg. Works anywhere, free-hand, overhead, in confined areas. Ideal weight distribution for single handed operation. Ergonomically designed housing with recessed grip.

## Drive

High pressing force for fast, perfect expanding. Powerful electro-mechanical drive with automatic return (ACC), with proven universal motor, 450 W, maintenance-free gear with safety slipping clutch and in-feed system with machine screw spindle. Safety tip switch.




with automatic circuit control

German Quality Product

Tested by electrosuisse

## Supply format

**REMS Power-Ex-Press Q&E ACC Basic-Pack.** Electro-hydraulic pipe expander for expanding tubes/coils of the Uponor Quick & Easy system Ø 16 – 63 mm, Ø ½ – 2", s ≤ 5,8 mm. Electro-hydraulic drive with automatic retraction, ith proven universal motor 230 V or 110 V, 50 – 60 Hz, 450 W, robust planetary gear, eccentric reciprocating pump and compact high power hydraulic system. Safety tip switch. Expanding device 54 – 63 mm, 2". Without expander heads. In a carton.

| | Art.-No. | |
|---|---|---|
| | 575017 | |

Note assembly instructions of system supplier. Battery tube expander for other systems on request. Other voltages on request.




## Accessories

| Description | Art.-No. | |
|---|---|---|
| **Adapter 16 – 40 mm, ½ – 1½"**<br>for fitting the original expanding heads<br>Uponor Quick & Easy 16 – 40 mm, ½ – 2". | 575100 | |
| **Steel case** with insert | 570280 | |



# REMS Hurrican H

Hand tube extractor

Economic manual tool for efficiently making T-branches for pipe installations without fittings.

| | |
|---|---|
| Hard and soft copper tubes | Ø 10–22 mm<br>Ø ⅜–⅞"<br>s ≤ 1.5 mm |



German Quality Product

**REMS Hurrican H – for making T-branches yourself. Inexpensive. Also on tubes already installed.**

## System advantage
Only **one** type of extractor tools for REMS Hurrican H, REMS Hurrican and REMS Twist/Hurrican. Simple, inexpensive storage. No confusion possible.

## Cost advantage
No costs for T-pieces, storage, procurement. Savings in soldering joints, pressing joints and working hours. Higher safety by fewer tube joints.

## Design
Compact, handy, light. Can be used anywhere, free-hand, on pipes already installed. Drill head for exact drilling start without centre punching, drilling depth stop according to size of the T-outlet. Limitation of insertion depth to avoid obstruction by using the dimpling pliers. Handy gripping tongs for fixing the tool holder on the pipe, as an accessory.

## Drill head drive
Drive with conventional electric drill.

## Extractor tools
Special design of extractor tools facilitate even and smooth material deformation without burrs and notches. Therefore no secondary treatment required.

## Tool holder drive
With standard ratchet and hexagon socket 11 mm or with spanner. Upgrade to electric pipe neck expander by buying the REMS Twist/Hurrican drive machine.




## Supply format

**REMS Hurrican H Set.** Hand tube extractor for hard and soft copper tubes Ø 10–22 mm, Ø ⅜–⅞", s ≤ 1.5 mm. Tool holder, drill head, dimpling pliers, lubricant. Extractor tools for tubes in mm or inch. In sturdy case.

| Description | Art.-No. | |
|---|---|---|
| **Set 12-15-18-22** | 151003 | |
| **Set 12-14-16-18-22** | 151004 | |
| **Set ⅜-½-⅝-¾-⅞"** | 151005 | |

Accessories

| Description | Tubes Ø mm/inch | Art.-No. | |
|---|---|---|---|
| **Extractor tool** | 10 | 151105 | |
| | 12 | 151110 | |
| | 14 | 151120 | |
| | 15 | 151125 | |
| | 16 | 151130 | |
| | 18 | 151140 | |
| | 20 | 151145 | |
| | 22 | 151150 | |
| | ⅜" | 151155 | |
| | ½" | 151160 | |
| | ⅝" | 151165 | |
| | ¾" | 151170 | |
| | ⅞" | 151175 | |
| **REMS Twist/Hurrican drive unit** with stabiliser | | 151401 | |
| **Grip wrench** for clamping the tool holder | | 076117 | |
| **Tool holder** | | 151200 | |
| **Drill head** | | 151210 | |
| **Dimpling pliers** | | 151230 | |
| **Ratchet ½"** | | 074021 | |
| **Hexagon socket 11 mm** | | 074041 | |
| **Lubricant** (tin) | | 151240 | |
| **Case** with inlay | | 151618 | |



# REMS Hurrican

Electric tube extractor

Powerful, compact electric tool for efficient machining of T-branches of hard and soft tubes for tube installations without fittings.

| | |
|---|---|
| Hard and soft copper tubes | Ø 10 – 22 mm<br>Ø ⅜ – ⅞"<br>s ≤ 1.5 mm |



German Quality Product



**REMS Hurrican – for making T-branches yourself. Inexpensive. Also on tubes already installed.**

## System advantage

Only **one** type of extractor tools for REMS Hurrican H, REMS Hurrican and REMS Twist/Hurrican. Simple, inexpensive storage. No confusion possible.

## Cost advantage

No costs for T-branches, storage, procurement. Savings in soldering joints, soldering material and working hours. Higher safety by fewer tube joints.

## Design

Compact, handy, light. Can be used anywhere, free-hand, on pipes already installed. Drill head provides precise drilling without punching with any standard power drill. Drill depth-stop according to the size of T-branch. Tool holder for holding the extractor tools. Limitation of insertion depth to avoid obstruction by using the dimpling pliers. Handy grip wrench for clamping the tool holder onto the pipe.

## Drive

Proven drive unit with hexagon mount. Enormously powerful. Handly, light, only 2 kg. Can be used anywhere, free-hand, also on pipes already installed. Robust, maintenance-free gear with safety slipping clutch. Universal motor, 600 W, high-torque forward and reverse at low speed. Stepless, electronic speed control. The speed between 0 and 550 rpm is controlled by pressing the tip switch steplessly (acceleration switch).

## Extractor tools

Special design of extractor tools facilitate even and smooth material deformation without burrs and notches. Therefore no secondary treatment required.

## REMS Twist/Hurrican

Space and weight-saving combination set for efficient production of T-branches and for efficient cold-expanding of hard and soft tubes for installations without fittings. Only one drive unit for expanding and extracting tools. Price advantage!
See page 183.




## Supply format

**REMS Hurrican Set.** Electric tube extractor for hard and soft copper tube Ø 10 – 22 mm, Ø ⅜ – ⅞", s ≤ .5 mm. Drive unit with hexagon mount, maintenance-free gear, universal motor 230 V or 110 V, 50 – 60 Hz, 600 W. High torque at low speed, left and right-hand rotation. Safety tip switch. Stepless, electronic speed control (acceleration switch). Drive holder. Tool holder, drill head, dimpling pliers, lubricant. Extractor tools for pipes in mm or inch. In sturdy steel case.

| Description | Art.-No. | |
|---|---|---|
| **Set 12-15-18-22** | 151000 | |
| **Set 12-14-16-18-22** | 151010 | |
| **Set ⅜-½-⅝-¾-⅞"** | 151002 | |

Other voltages on request.

Accessories

| Description | Tubes Ø mm/inch | Art.-No. | |
|---|---|---|---|
| **Extractor tool** | 10 | 151105 | |
| | 12 | 151110 | |
| | 14 | 151120 | |
| | 15 | 151125 | |
| | 16 | 151130 | |
| | 18 | 151140 | |
| | 20 | 151145 | |
| | 22 | 151150 | |
| | ⅜" | 151155 | |
| | ½" | 151160 | |
| | ⅝" | 151165 | |
| | ¾" | 151170 | |
| | ⅞" | 151175 | |
| **REMS Twist/Hurrican drive unit** with stabiliser | | 151401 | |
| **Tool holder** | | 151200 | |
| **Drill head** | | 151210 | |
| **Dimpling pliers** | | 151230 | |
| **Lubricant** (tin) | | 151240 | |
| **Case** with inlay | | 151618 | |



# REMS Twist

Electric tube expander

Powerful, compact electric tool for efficient cold-expanding of hard and soft tubes for pipe installations without fittings.

| | |
|---|---|
| Hard and soft copper tubes | Ø 12–22 mm<br>Ø ⅜–⅞"<br>s ≤ 1 mm |



German Quality Product

## REMS Twist – for making sockets yourself. Cold-expanding of hard copper pipes.

### Cost advantage
No costs for annealing hard copper tubes, for deburring and cleaning, for fittings, storage, procurement. Savings in soldering joints, soldering material and working hours. Higher safety by fewer tube joints. Using up tube pieces to make sockets.

### Design
Compact, robust, job site-proven. Simple and fast working free-hand, at vice or workbench. No adjustments. Integrated clamping device provides safe support against torque in both directions.

### Drive
Proven drive unit with hexagon mount. Enormously powerful. Handly, light, only 2 kg. Can be used anywhere, free-hand, also on pipes already installed. Robust, maintenance-free gear with safety slipping clutch. Universal motor, 600 W, high-torque forward and reverse at low speed. Stepless, electronic speed control. The speed between 0 and 550 rpm is controlled by pressing the tip switch steplessly (acceleration switch).

### Expander tools
One quick-changing expander tool of each tube size with rotating mandrel for easy expanding and smooth operation. Without annealing, standard socket in just a few seconds, extra long.

### REMS Twist/Hurrican
Space and weight-saving combination set for efficient production of T-branches and for efficient cold-expanding of hard and soft tubes for installations without fittings. Only one drive unit for expanding and extracting tools. Price advantage!
See page 183.

## Supply format

**REMS Twist Set.** Electric tube expander for hard and soft copper tubes Ø 12–22 mm, Ø ⅜–⅞", s ≤ 1 mm. Drive unit with hexagon mount, maintenance-free gear, universal motor 230 V or 110 V, 50–60 Hz, 600 W. High torque at low speed, left and right-hand rotation. Safety tip switch. Stepless, electronic speed control (acceleration switch). Drive holder. Lubricant. Expander tools for mm or inch. In sturdy steel case.

| Description | Art.-No. | |
|---|---|---|
| **Set 12-15-18-22** | 156000 | |
| **Set 12-14-16-18-22** | 156002 | |
| **Set ⅜-½-⅝-¾-⅞"** | 156004 | |

Other voltages on request.




Accessories

| Description | Tubes Ø mm/inch | Art.-No. | |
|---|---|---|---|
| **Expander tool** | 12 | 156150 | |
| | 14 | 156200 | |
| | 15 | 156225 | |
| | 16 | 156250 | |
| | 18 | 156300 | |
| | 22 | 156350 | |
| | ⅜" | 156375 | |
| | ½" | 156400 | |
| | ⅝" | 156425 | |
| | ¾" | 156450 | |
| | ⅞" | 156475 | |
| **REMS Twist/Hurrican drive unit** with stabiliser | | 151401 | |
| **Lubricant** (tin) | | 151240 | |
| **Steel case** with insert | | 151600 | |







# REMS Twist/Hurrican

Electric tube extractor
Electric tube expander

Powerful, compact electric tool for efficient machining of T-branches and for efficient cold-expanding of hard and soft tubes for tube installations without fittings.

| | |
|---|---|
| Extracting: | |
| Hard and soft copper tubes | Ø 10–22 mm<br>Ø ⅜–⅞"<br>s ≤ 1.5 mm |
| Expanding: | |
| Hard and soft copper tubes | Ø 12–22 mm<br>Ø ⅜–⅞"<br>s ≤ 1 mm |

**REMS Hurrican for making T-branches yourself. Inexpensive. Also on tubes already installed.**

**REMS Twist for making sockets yourself. Cold-expanding of hard copper tubes.**

Space and weight saving combi set. Only **one** drive unit for expander and extractor tools. Price advantage!

Description see REMS Hurrican and REMS Twist (page 181–182).




German Quality Product

## Supply format

**REMS Twist/Hurrican Combi Set.** Electric tube expander and electric tube extractor for hard and soft copper tubes. Expanding Ø 12–22 mm, Ø ⅜–⅞", s ≤ 1 mm, extracting Ø 10–22 mm, Ø ⅜–⅞", s ≤ 1.5 mm. Drive unit with hexagon mount, maintenance-free gear, universal motor 230 V or 110 V, 50–60 Hz, 600 W. High torque at low speed, left and right-hand rotation. Stepless, electronic safety switch. Drive holder. Tool holder, drill head, dimpling pliers, lubricant. Choice of expander and extractor tools for pipes in mm or inch. In sturdy steel case.

| Description | Art.-No. | |
|---|---|---|
| **Set 12-15-18-22** | 156010 | |
| **Set 12-14-16-18-22** | 156012 | |
| **Set ⅜-½-⅝-¾-⅞"** | 156014 | |

Other voltages on request.




Accessories

| Description | Tubes Ø mm/inch | Art.-No. | |
|---|---|---|---|
| **Expander tool** | 12 | 156150 | |
| | 14 | 156200 | |
| | 15 | 156225 | |
| | 16 | 156250 | |
| | 18 | 156300 | |
| | 22 | 156350 | |
| | ⅜" | 156375 | |
| | ½" | 156400 | |
| | ⅝" | 156425 | |
| | ¾" | 156450 | |
| | ⅞" | 156475 | |
| **Extractor tool** | 10 | 151105 | |
| | 12 | 151110 | |
| | 14 | 151120 | |
| | 15 | 151125 | |
| | 16 | 151130 | |
| | 18 | 151140 | |
| | 20 | 151145 | |
| | 22 | 151150 | |
| | ⅜" | 151155 | |
| | ½" | 151160 | |
| | ⅝" | 151165 | |
| | ¾" | 151170 | |
| | ⅞" | 151175 | |
| **REMS Twist/Hurrican drive unit** with stabiliser | | 151401 | |
| **Tool holder** | | 151200 | |
| **Drill head** | | 151210 | |
| **Dimpling pliers** | | 151230 | |
| **Lubricant** (tin) | | 151240 | |
| **Steel case** with insert | | 151600 | |







# Soldering


| | | |
|---|---|---|
|  | Cleaning pads | 186 |
|  | Electric soldering pliers | 186 |
|  | Electric soldering unit | 187 |
|  | Turbo soldering torches | 188 |
|  | Solder wire and solder paste | 189 |

# REMS Cu-Vlies

Cleaning pads

Metal-free, highly flexible cleaning pads for cleaning surfaces to be soldered on copper tubes and soldering fittings. Also for other materials.

### REMS Cu-Vlies – clean surfaces according to DVGW.

Universal use, for many materials, highly flexible. Cleans metallic clear, dirt and oxide-free, according to DVGW work sheet GW 2. Clean finish. Multiple use, reusable by washing out, thus long service life. Can be used wet or dry.




German Quality Product

## Supply format

**REMS Cu-Vlies.** Metal-free, highly flexible cleaning pad for cleaning areas to be soldered on copper pipes and soldering fittings. Pack of 10.

| | Art.-No. | |
|---|---|---|
| | 160300 | |

# REMS Hot Dog 2

Electric soldering pliers

Efficient, light-weight electric tool for soft soldering. Directly connected to a socket, no transformer required. For trade and industry. For the building site and the workshop.

| | |
|---|---|
| Copper tubes | Ø 10–28 mm<br>Ø ⅜–1⅛" |
| Heating capacity | 800°C |

### REMS Hot Dog 2 – the smallest and most powerful soldering pliers. Super fast without flame.

Super fast soldering, e.g. Ø 18 mm in only 15 s. Enormous heating capacity up to 800°C through 2 heating cartridges. For permanent use.

Super light and handy, complete only 0.7 kg. Can be used anywhere, in confined areas also.




German Quality Product

## Supply format

**REMS Hot Dog 2.** Electric soldering pliers for soft soldering copper tubes Ø 10–28 mm, Ø ⅜–1⅛". 230 V, 50–60 Hz, 440 W. 250 g REMS Lot Cu 3 and REMS Paste Cu 3. Cleaning brush. In steel case with fire retarding insert.

| | Art.-No. | |
|---|---|---|
| | 163020 | |

Other voltages on request.



## Accessories

| Description | Art.-No. | |
|---|---|---|
| **REMS soldering material** see page 189. | | |
| **Steel case** with fire-proof inlay | 163350 | |



# REMS Contact 2000

Electric soldering unit

| | |
|---|---|
| Compact, powerful electric tool for soft soldering. With safety transformer. For trade and industry. For the building site and the workshop. | |
| Copper tubes | Ø 6–54 mm<br>Ø ¼–2⅛" |
| Heating capacity | 900°C (1650°F) |




**REMS Contact 2000 – the smallest, strongest and fastest unit of its kind. 2000 W soldering power. 4 m long soldering tongs cable.**

Handy, compact. Favourable weight, small in size for work and transport. L × W × H: 210 × 150 × 140 mm.

Enormous heating capacity (900°C) ensures super-fast soldering. Rated power = Soldering capacity = 2000 W! Soldering time, e.g. for Ø 18 mm in only 18 s.

Can be used anywhere, with rod electrodes in tight spots also. Ready to solder any time, to be connected to a socket only. No adjustment of soldering current necessary. Wide work radius thanks to 4 m cable length. Flexible cable protector hose.

Indifferent to temperature influences electric control of soldering current.

Prisma-electrodes for universal use, maximum use through favorable seat. Rod-electrodes for working in tight spots. Electrode holders and bolts in stainless steel. Electrodes can be easily replaced.

German Quality Product



Prisma-electrodes for universal use, maximum use through favorable seat.

## Supply format

**REMS Contact 2000.** Electric soldering unit for soft soldering of copper tubes Ø 6–54 mm, Ø ¼–2⅛". 230 V, 50–60 Hz, 2000 W, control voltage 24 V. Soldering pliers with 4 m cable length. Safety transformer, 2 prism electrodes. In a carton.

| | Art.-No. | |
|---|---|---|
| | 164011 | |

Other voltages on request.




## Supply format

**REMS Contact 2000 Super-Pack.** Electric soldering unit for soft soldering of copper tubes Ø 6–54 mm, Ø ¼–2⅛". 230 V or 110 V, 50–60 Hz, 2000 W, control voltage 24 V. Soldering pliers with 4 m cable length, safety transformer, 4 prism electrodes, 2 rod electrodes, 250 g quality soft solder REMS Lot Cu 3, 250 g quality soft solder paste REMS Paste Cu 3, 1 tubing cutter REMS RAS Cu-INOX 3-35, pack of 10 cleaning pads REMS Cu-Vlies. In sturdy steel case.

| | Art.-No. | |
|---|---|---|
| | 164050 | |

Accessories

| Description | Art.-No. | |
|---|---|---|
| **Prism electrodes (pack of 2)** | 164111 | |
| **Prism electrodes with holders (pack of 2)** | 164110 | |
| **Rod electrodes (pack of 2)** | 164115 | |
| **Steel case** with insert | 164250 | |
| **REMS soldering material** see page 189. | | |



# REMS Blitz

Turbo soldering torch propane

| | |
|---|---|
| Handy self-lighting torch with turbo-flame for fast soft soldering and economic gas consumption. | |
| Copper tubes | Ø ≤ 35 mm |
| Heating, annealing, burning, melting, thawing, shrinking and similar thermal procedures. | |
| Flame temperature | 1950°C (3500°F) |




**REMS Blitz – extremely fast soft soldering.**

### Piezo-electric self-lighting
Without igniter! Pull trigger – flame comes on! Release trigger – flame goes out! Little gas consumption, only 160 g/h!

### Design
Super handy, ergonomic, with one hand only. No setting, no adjustment. Locking button for continuous operation. Only 1 universal flame tube. Small gas bottles can be used.

### Turbo-flame
Spot-flame with turbo-twisting-booster for high heating capacity and super fast soft soldering.




### Supply format

**REMS Blitz.** Turbo soldering torch propane for soft soldering of copper tubes Ø ≤ 35 mm. Piezo-electric self-lighting. Hose connector BSPP ⅜" LH. Hollow cap nut and socket BSPP ⅜" LH. In blister pack.

| | Art.-No. | |
|---|---|---|
| | 160010 | |

Accessories

| Description | Art.-No. | |
|---|---|---|
| **REMS soldering material** see page 189. | | |
| **High pressure hose 3 m,** BSPP ⅜ LH | 152106 | |
| **Pressure reducer** for 5 or 11 kg gas bottles (2 bar) | 152109 | |





# REMS Macho

Turbo soldering torch acetylene

| | |
|---|---|
| Handy self-lighting torch with turbo-flame for extremely fast brazing and soft soldering. Economic gas consumption. | |
| Copper tubes and others | Ø ≤ 64 mm |
| Heating, annealing, burning, melting, thawing, shrinking and similar thermal procedures. | |
| Flame temperature | 2500°C |

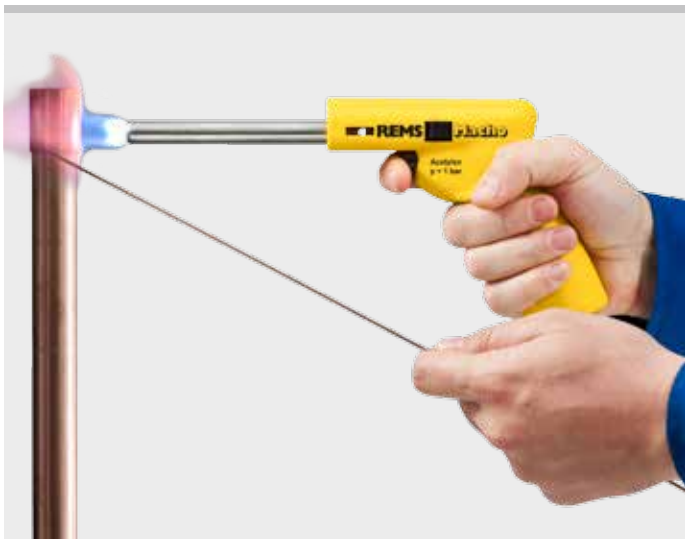


**REMS Macho – super fast brazing.**

### Piezo-electric self-lighting
Without igniter! Pull trigger – flame comes on! Release trigger – flame goes out! Little gas consumption, only 360 g/h!

### Acetylene only
Injection torch burns atmospheric oxygen. Hence only acetylene necessary.

### Design
Super handy, ergonomic, with one hand only. No setting, no adjustment. Locking button for continuous operation. Only 1 universal flame tube.

### Turbo-flame
Spot-flame with turbo-twisting-booster for extremely high heating capacity and super fast brazing.




### Supply format

**REMS Macho.** Turbo soldering torch acetylene for brazing and soft soldering of copper tubes and others Ø ≤ 64 mm. Piezo-electric self-lighting. Hose connector BSPP ⅜" LH. Hollow cap nut and socket ⅜" LH. In blister pack.

| | Art.-No. | |
|---|---|---|
| | 161010 | |

Accessories

**REMS soldering material** see page 189.

# REMS Lot Cu 3

Soft solder S-Sn97Cu3, EN 29453

Soft soldering of copper tubes with copper, red copper cast and brass fittings for cold and hot water installation, heating installation ≤ 110°C (230°F).

In accordance with DVGW work sheet GW 2.

| | |
|---|---|
| Alloy (weight %) | 97 % Sn, 3 % Cu |
| Melting temperature | 230 – 250°C (450 – 480°F) |




German Quality Product

### REMS Lot Cu 3 – quality soft solder.

Lead-free, harmless to health and environment.
Silver-free, complies with standards. Very low price.

### Supply format

**REMS Lot Cu 3.** 250-g spool soft solder wire S-Sn97Cu3, EN 29453, Ø 3 mm, for soft soldering of copper tubes with copper, red copper cast and brass fittings for cold and hot water installation, heating installation ≤ 110°C (230°F).

| | Art.-No. | |
|---|---|---|
| | 160200 | |

# REMS Paste Cu 3

Soft solder paste of solder powder S-Sn97Cu3 according to EN 29453 and flux 3.1.1.C, EN 29454-1

Soft soldering of copper tubes with copper, red copper cast and brass fittings for cold and hot water installation, heating installation ≤ 110°C (230°F).

In accordance with DVGW work sheet GW 7 (DVGW-Reg.-Nr. DV-0101AP2793)




German Quality Product

### REMS Paste Cu 3 – quality soft solder paste.

Lead-free, harmless to health and environment.
Silver-free, complies with standards. Very low price.

No additional flux consumption, paste contains flux already.
Thus less danger of corrosion.

No overheating of tube and fitting because the melting of solder and the required temperature for soldering is clearly visible through the change of colour of paste.

High filling level of soldering joint, thereby good stability. Easy cleaning of remnants which are soluable in cold water.

Plastic bottle with brush integrated in cap which cannot get lost.

### Supply format

**REMS Paste Cu 3.** 250-g soft solder paste of solder powder S-Sn97Cu3 according EN 29453 and flux 3.1.1.C, EN 29454-1, for soft soldering of copper tubes with copper, red copper cast and brass fittings for cold and hot water installation, heating installation ≤ 110°C (230°F). DVGW approval mark FI 038. In plastic bottle with integrated brush.

| | Art.-No. | |
|---|---|---|
| | 160210 | |

# REMS Lot P6

Brazing solder B-Cu94P-710/890, EN 1044

Brazing of copper tubes with copper, red copper cast and brass fittings in cold and hot water installation, gas installation, refrigerating and air conditioning applications.

In accordance with DVGW work sheet GW 2.

| | |
|---|---|
| Alloy (weight %) | 94 % Cu, 6 % P |
| Melting temperature | 710 – 890°C (1310 – 1640°F) |




### REMS Lot P6 – quality brazing solder.

Universally applicable for almost all types of joints in copper pipe installations.

Specially useful for capillary brazing joints of copper pipe installations without fittings. Wide melting range due to low phosphor content result in higher toughness of soldering joint.

Silver-free, complies with standards. Very low price.

### Supply format

**REMS Lot P6.** 1 kg brazing solder (rods) B-Cu94P-710/890, EN 1044, ⌀ 2 mm, for brazing of copper tubes with copper, red copper cast and brass fittings for cold and hot water installation, gas installation, refrigerating and air conditioning applications. In a carton.

| | Art.-No. | |
|---|---|---|
| | 160220 | |



# Freezing


| | | |
|---|---|---|
|  | Pipe freezer $CO_2$ | 192 |
|  | Electric pipe freezing unit | 193 |

# REMS Eskimo

Pipe freezer

Simple, fast freezing of unemptied pipes with a carbon dioxide coolant. For repair, extensions of piping systems.

Steel, copper, plastic, composite pipes
Ø ⅛–2"
Ø 10–60 mm

Refrigerant: carbon dioxide.

Refrigerating capacity to –79°C (–110°F).

Non toxic, non flammable.







German Quality Product

**REMS Eskimo – freezing instead of draining. Super fast. Automatic refrigerant feed. High cooling capacity, e.g. ¾" steel pipe in only 5 min. Very small, indestructible freeze collars.**

## Refrigerant
Carbon dioxide coolant with high cooling performance up to –79°C. Non toxic. Non flammable. Easy to obtain.

## Design
Tight contact between freeze collars and pipe and direct flow of the refrigerant onto the pipe ensure extremely short freezing times and economic refrigerant consumption. Freezing is possible on one or two sides, with additional T-distributors further freeze collars can also be connected.

## Freeze collars
Easy. Rapid assembly, without special tools. Very small, highly flexible, indestructible freeze collars in cold-resistant thermoplastic elastomer, for operating even in the tightest spots. Clamping screws cannot get lost.

## Handle piece with injector
Ergonomically designed handle pieces in plastic for comfortable operation. Unbreakable brass injector (injection nozzle). Fast and secure connection to freeze collars. No setting, the correct amount of refrigerant is automatically supplied.

## High pressure hoses
Flexible, buckling-resistant and fractureproof high pressure hoses. Extra long for wide work radius. Extendable any time. Turnable hollow cap nut at bottle connector prevents high pressure hoses from tangling.

## Supply format

**REMS Eskimo Set.** Pipe freezing device for carbon dioxide coolant. For steel, cast iron, lead, copper, plastic pipes Ø ⅛–2", Ø 10–60 mm. Two freezing jackets each in 10 different sizes for the whole working range, flange connection with T-junction, locking nut, 2 handles with injector, 2 high-pressure hoses. In sturdy carrying case.

| | Art.-No. | |
|---|---|---|
| | 130002 | |



Accessories

| Description | Size | | Art.-No. | |
|---|---|---|---|---|
| **Freezing jacket** | ⅛" | 10/12 mm | 130450 | |
| | ¼" | 15 mm | 130455 | |
| | ⅜" | 18 mm | 130460 | |
| | ½" | 22 mm | 130465 | |
| | ¾" | 28 mm | 130470 | |
| | 1" | 35 mm | 130475 | |
| | 1¼" | 42 mm | 130480 | |
| | 1½" | | 130485 | |
| | | 54 mm | 130490 | |
| | 2" | 60 mm | 130495 | |
| **High-pressure hose 2 m** | | | 130415 | |
| **T-distributor for further collar** | | | 130207 | |
| **Locking nut** | | | 130209 | |
| **Double nipple** | | | 130208 | |
| **Handle piece with injector** | | | 130410 | |
| **Case** with inlay | | | 130430 | |



# REMS Frigo 2

Electric pipe freezing unit

Easy, fast freezing of pipes which are not drained.
Closed refrigerant circuit. Environmentally safe.
For repair and extension of piping systems.

Steel, copper, plastic,
composite pipes Ø ⅛–2"
Ø 10–60 mm

Refrigerant: R-404A.

**REMS Frigo 2 – electrically freezing instead of draining. Super fast up to 2". High cooling capacity, e.g. ¾" steel pipe in only 9 min*.**
**Particularly compact, patented deep-freezer heads, for very fast assembly.**

## System advantage

Only one pipe freezing unit for the complete working range up to 2". One-size freezer heads for the core working range Ø ¼–1" / Ø 15–35 mm, no reducing inserts required. Aid the cooling process simply by spraying with water. Always clean freezer heads, no pastes/greases required.

## Closed refrigerant circuit

Electric pipe freezing unit with closed refrigerant circuit. Environmentally safe. Can be used anywhere, also in closed rooms. Refrigerant R-404A. High cooling capacity. Ideal also for longer repairs.

## Design

Robust, compact. Very small deep-freezer heads fitted parallel to the pipe leaving refrigerant hoses for working in confined areas and niches also. Single or double freezing possible.

## Cooling aggregate

Very quiet. Cooling aggregate, 430 W, in sturdy sheet metal housing with ventilating side openings for optimum air circulation. Large top compartment, easily accessible, for refrigerant hoses and accessories. Weighs only 23 kg. Easy to carry.

## Deep-freezer heads

Very compact deep-freezer heads with special geometrically shaped cavities for seating different pipe diameters **(Patent EP 1 108 944, Patent US 6,434,952).** Very small, only 50 mm wide. All pipe sizes from Ø ¼–1" resp. Ø 15–35 mm can be frozen with only one deep-freezer head. Deep-freezer inserts for the rest of the capacity up to 2", 60 mm. Tightening straps for simple and quick assembly of deep-freezer heads onto the pipe, without tools.

## Refrigerant hoses

Flexible, extra-long refrigerant hoses in wear resistant, synthetic rubber for large work radius.

## LCD-Digital-Thermometer

LCD-Digital-Thermometer for exact temperature display directly at the point of freezing as accessory.









German Quality Product




**Super fast up to 2"**

## Supply format

**REMS Frigo 2 Set.** Electric pipe freezing unit with closed refrigerant circuit. For steel, copper, plastic, composite pipes, Ø ⅛–2", Ø 10–60 mm. Cooling aggregate 230 V or 110 V, 50 Hz, 430 W, 2 refrigerant hoses, 2 tightening straps, squirt bottle. Equipped for Ø ¼–1¼", 15–42 mm. In sturdy sheet metal housing.

| | Art.-No. | |
|---|---|---|
| | 131011 | |

Accessories

| Description | Size | Art.-No. | |
|---|---|---|---|
| **Extension kit up to 2", 60 mm** | 1½–2" / 54–60 mm | 131160 | |
| **Deep-freeze inserts (pack of 2)** | ⅛" 10, 12 mm | 131110 | |
| | 1½" | 131156 | |
| | 54 mm | 131157 | |
| | 2" 60 mm | 131158 | |
| **LCD-Digital-Thermometer** | | 131115 | |






*ambient/water temperature approx. 18°C.


2011/02/07 11:55:56
Rec
Esc
OK
REMS CamSys

# Pipe and Drain inspection
# Pipe and Drain cleaning


| | | |
|---|---|---|
|  | Endoscope cameras | 196 |
|  | Electronic camera inspection systems | 200 |
|  | Drain cleaner for manual and electric operation | 202 |
|  | Electric drain cleaning machine | 203 |
|  | Electric pipe and drain cleaning machines | 204 |

# REMS CamScope Wi-Fi

Endoscope camera with Wi-Fi radio standard

Mobile, handy endoscope camera with Wi-Fi radio standard for low cost inspection and damage analysis of places with difficult access such as cavities, shafts, pipes etc. Wireless transmission of photos and videos to Smartphones/tablet PCs with Android and iOS operating systems.



**REMS CamScope Wi-Fi – Brilliant pictures and videos of cavities, shafts and pipes.**

**Wireless transmission of photos and videos to Smartphones/tablet PCs with Android and iOS operating systems.**

## Design

Ultra light and handy. Hand-held unit with camera cable set only 0.3 to 0.5 kg. Can be used everywhere, free hand, over head, also in very confined spaces Sturdy, impact-proof plastic housing with ergonomically shaped handle. On/off thumbwheel switch for continuous brightness control of the LEDs in the camera head. Power LED for indicating the operating state. Practical, removable battery holder for 4 commercially available 1.5 V, AA, LR6 batteries. Various camera cable sets can be used. Plug-screw connections for changing the camera cable sets and the push cable extensions without tools. Sturdy case for hand-held unit, camera cable set 16-1/9-1/4.5-1, push cable extension, controller unit, voltage supply/charger and accessories.

## Controller unit

Controller unit with Wi-Fi radio standard for wireless transmission of photos and videos to Smartphones/tablet PCs with Android and iOS operating systems. REMS application software for Android or iOS operating systems required.

## Application software

REMS CamScope App application software for real time monitoring of the inspection results on the high resolution display of a Smartphone/Tablet-PC. Voice recording for simple commentary during the video recording. Immediate playback of saved recordings or transmission to other devices via e-mail for easy documentation. Free REMS application software from the Apple App Store or Android App at Google Play.

## Exchangeable camera cable set Color

Camera cable set Color, consisting of colour camera Ø 4,5 mm, Ø 9 mm or Ø 16 mm, with CMOS sensor with dimmable white light LEDs for optimum setting of the brightness and fixed focus function for automatic picture focus, protected against occasional immersion in water (IP 67). Camera cable set Color 16-1 and 9-1 with 1 m flexible push cable and add-on mirror, add-on hook, add-on magnet. Camera cable set Color 4.5-1 with 1 m flexible push cable, ideal for inspecting small pipe bends and narrow places, e.g. odour traps, bore holes, breakthroughs. Flexible 900 mm push cable extension, connectable up to a working length of 4.5 m, as an accessory. Camera cable set Color 16-1 90°, with right-angled colour camera Ø 16 mm, 640 × 480 pixels, with 1 m flexible push cable, as an accessory.









Wi-Fi

ANDROID APP ON Google play

Available on the App Store

# REMS CamScope Wi-Fi

Endoscope camera with Wi-Fi radio standard

## Supply format

**REMS CamScope Wi-Fi Set.** Mobile, handy endoscope camera with Wi-Fi radio standard for low cost inspection and damage analysis of places with difficult access such as cavities, shafts, pipes etc. Wireless transmission of photos and videos with voice recording to Smartphones/tablet PCs with Android or iOS* operating systems. Controller unit with 4 batteries 1.5 V, AA, LR6. In sturdy case. Optional with camera cable set 4.5-1, camera cable set 9-1 or camera cable set 16-1.

| Description | Version | Art.-No. | |
|---|---|---|---|
| **Set 16-1** | Camera cable set Color 16-1, consisting of colour camera Ø 16 mm, 704 × 576 pixels, with dimmable white light LEDs and fixed focus function and 1 m formable push cable. Add-on mirror, add-on hook, add-on magnet | 175140 | |
| **Set 9-1** | Camera cable set Color 9-1, consisting of colour camera Ø 9 mm, 640 × 480 pixels, with dimmable white light LEDs and fixed focus function and 1 m formable push cable. Add-on mirror, add-on hook, add-on magnet | 175141 | |
| **Set 4,5-1** | Camera cable set Color 4.5-1, consisting of colour camera Ø 4.5 mm, 320 × 240 pixels, with dimmable white light LEDs and fixed focus function and 1 m formable push cable. Ideal for inspecting small pipe bends and narrow places. | 175142 | |

*REMS CamScope App required. Free from the Apple App Store or Android App at Google Play.




## Accessories

| Description | Art.-No. | |
|---|---|---|
| **Camera cable set Color 16-1,** colour camera Ø 16 mm, 704 × 576 pixels, with 1 m flexible push cable. Add-on mirror, add-on hook, add-on magnet | 175103 | |
| **Camera cable set Color 16-1 90°,** right-angled colour camera Ø 16 mm, 640 x 480 pixels, with 1 m flexible push cable. | 175106 | |
| **Camera cable set Color 9-1,** colour camera Ø 9 mm, 640 × 480 pixels, with 1 m flexible push cable. Add-on mirror, add-on hook, add-on magnet | 175104 | |
| **Camera cable set Color 4.5-1,** colour camera Ø 4.5 mm, 320 × 240 pixels, with 1 m flexible push cable. | 175102 | |
| **900 mm push cable extension,** flexible, connectable up to a working length of 4.5 m | 175105 | |



# REMS CamScope / CamScope S

Endoscope camera with radio signal transmission

Mobile, handy endoscope camera with radio signal transmission for low cost inspection and damage analysis of places with difficult access such as cavities, shafts, pipes etc. Documentation of photos and videos on MicroSD card. REMS CamScope S with voice recording. For battery and mains operation.




**REMS CamScope – Brilliant pictures and videos of cavities, shafts and pipes. Removable controller unit. Radio signal transmission MicroSD card slot.**

**REMS CamScope S – with voice recording.**

## Design

Ultra light and handy. Hand-held unit with camera cable set only 0.3 to 0.5 kg. Can be used everywhere, free hand, over head, also in very confined spaces Sturdy, impact-proof plastic housing with ergonomically shaped handle. On/off thumbwheel switch for continuous brightness control of the LEDs in the camera head. Power LED for indicating the operating state. Practical, removable battery holder for 4 commercially available 1.5 V, AA, LR6 batteries. Various camera cable sets can be used. Plug-screw connections for changing the camera cable sets and the push cable extensions without tools. Sturdy case for hand-held unit, camera cable set 16-1/9-1/4.5-1, push cable extension, controller unit, voltage supply/charger and accessories.

## Controller unit with TFT-LCD colour display

Controller unit with 3.5" colour display with state of the art TFT-LCD technology for brilliant pictures and videos, 88 mm screen diagonal, 320 × 240 pixels, removable for radio signal transmission or securely pluggable to hand-held unit for direct signal transmission by contact pins. Very light and handy: REMS CamScope only 0.14 kg, REMS CamScope S only 0.24 kg. Sturdy plastic housing, spray water protected, REMS CamScope S with rubber impact protection. Small dimensions: REMS CamScope 102 × 71 × 25 mm, REMS CamScope S 105 × 92 × 42 mm. MicroSD card slot with spring release mechanism. Photos and videos can be saved on a MicroSD card for simple documentation of the inspection result. REMS CamScope S with voice recording for easy commentary during video recording. REMS CamScope S with 3× digital zoom. The date and time of the recording can be saved in the photo and video as an option. Immediate playback of saved recordings or transmission to other devices via MicroSD card. Playing of the voice recording in REMS CamScope S by external devices, e.g. PC or laptop. USB connector for direct connection to PC or laptop. Video output socket Composite-Video PAL/NTSC for connecting an external monitor. Connection for voltage supply/charger Li-Ion 100 – 240 V.

## Cordless and mains operation

Li-Ion technology. Controller unit with integrated Li-Ion 3.7 V, 1.2 Ah battery. Powerful and light. High energy density for approx. 2 hours continuous operation. Voltage supply 100 – 240 V, 50 – 60 Hz, 9 W, for mains operation instead of battery with integrated electronic Li-Ion charger. No memory effect for maximum battery performance.

## Exchangeable camera cable set Color

Camera cable set Color, consisting of colour camera Ø 4,5 mm, Ø 9 mm or Ø 16 mm, with CMOS sensor with dimmable white light LEDs for optimum setting of the brightness and fixed focus function for automatic picture focus, protected against occasional immersion in water (IP 67). Camera cable set Color 16-1 and 9-1 with 1 m flexible push cable and add-on mirror, add-on hook, add-on magnet. Camera cable set Color 4.5-1 with 1 m flexible push cable, ideal for inspecting small pipe bends and narrow places, e.g. odour traps, bore holes, breakthroughs. Flexible 900 mm push cable extension, connectable up to a working length of 4.5 m, as an accessory. Camera cable set Color 16-1 90°, with right-angled colour camera Ø 16 mm, 640 × 480 pixels, with 1 m flexible push cable, as an accessory.











# REMS CamScope / CamScope S

Endoscope camera with radio signal transmission

## Supply format

**REMS CamScope Li-Ion Set.** Mobile, handy endoscope camera with radio signal transmission for low cost inspection and damage analysis of places with difficult access such as cavities, shafts, pipes etc. Documentation of photos and videos on MicroSD card. Handheld unit with 4 batteries 1.5 V, AA, LR6 Removable controller unit with radio tsignal transmission, 3.5" TFT-LCD colour display, MicroSD card slot, USB port, video out socket PAL/NTSC, integrated Li-ion battery, 3.7 V, 1.2 Ah. 2 GB MicroSD card Voltage supply/charger Li-Ion 100–240 V, 50–60 Hz, 9 W, for controller unit. USB cable, video cable. In sturdy case. Optional with camera cable set 4.5-1, camera cable set 9-1 or camera cable set 16-1.

| Description | Version | Art.-No. | |
|---|---|---|---|
| **Set 16-1** | Camera cable set Color 16-1, consisting of colour camera Ø 16 mm, 704 × 576 pixels, with dimmable white light LEDs and fixed focus function and 1 m formable push cable. Add-on mirror, add-on hook, add-on magnet | 175110 | |
| **Set 9-1** | Camera cable set Color 9-1, consisting of colour camera Ø 9 mm, 640 × 480 pixels, with dimmable white light LEDs and fixed focus function and 1 m formable push cable. Add-on mirror, add-on hook, add-on magnet | 175111 | |
| **Set 4,5-1** | Camera cable set Color 4.5-1, consisting of colour camera Ø 4.5 mm, 320 × 240 pixels, with dimmable white light LEDs and fixed focus function and 1 m formable push cable. Ideal for inspecting small pipe bends and narrow places. | 175112 | |



## Supply format

**REMS CamScope S Li-Ion Set.** Mobile, handy endoscope camera with radio signal transmission for low cost inspection and damage analysis of places with difficult access such as cavities, shafts, pipes etc. Documentation of photos and videos with voice recording on MicroSD card. Handheld unit with 4 batteries 1.5 V, AA, LR6 Removable controller unit with radio signal transmission, 3.5" TFT-LCD colour display, 3x digital zoom, MicroSD card slot, USB port, video out socket PAL/NTSC, integrated Li-ion battery, 3.7 V, 1.2 Ah. 2 GB MicroSD card Voltage supply/charger Li-Ion 100–240 V, 50–60Hz, 9 W, for controller unit. USB cable, video cable. In sturdy case. Optional with camera cable set 4.5-1, camera cable set 9-1 or camera cable set 16-1.

| Description | Version | Art.-No. | |
|---|---|---|---|
| **Set 16-1** | Camera cable set Color 16-1, consisting of colour camera Ø 16 mm, 704 × 576 pixels, with dimmable white light LEDs and fixed focus function and 1 m formable push cable. Add-on mirror, add-on hook, add-on magnet | 175130 | |
| **Set 9-1** | Camera cable set Color 9-1, consisting of colour camera Ø 9 mm, 640 × 480 pixels, with dimmable white light LEDs and fixed focus function and 1 m formable push cable. Add-on mirror, add-on hook, add-on magnet | 175131 | |
| **Set 4,5-1** | Camera cable set Color 4.5-1, consisting of colour camera Ø 4.5 mm, 320 × 240 pixels, with dimmable white light LEDs and fixed focus function and 1 m formable push cable. Ideal for inspecting small pipe bends and narrow places. | 175132 | |




## Accessories

| Description | Art.-No. | |
|---|---|---|
| **Camera cable set Color 16-1,** colour camera Ø 16 mm, 704 × 576 pixels, with 1 m flexible push cable. Add-on mirror, add-on hook, add-on magnet | 175103 | |
| **Camera cable set Color 16-1 90°,** right-angled colour camera Ø 16 mm, 640 x 480 pixels, with 1 m flexible push cable. | 175106 | |
| **Camera cable set Color 9-1,** colour camera Ø 9 mm, 640 × 480 pixels, with 1 m flexible push cable. Add-on mirror, add-on hook, add-on magnet | 175104 | |
| **Camera cable set Color 4.5-1,** colour camera Ø 4.5 mm, 320 × 240 pixels, with 1 m flexible push cable. | 175102 | |
| **900 mm push cable extension,** flexible, connectable up to a working length of 4.5 m | 175105 | |





# REMS CamSys

Electronic camera inspection system

Ultra light, handy camera inspection system for inexpensive inspection and damage analysis of pipes, drains, chimneys and other hollow cavities. With electronic metering. Also for inspection after pipe cleaning work and for acceptance of new installations or repairs. Documentation of pictures and videos on SD card. For battery and mains operation.

| | |
|---|---|
| Pipe | Ø (40) 50 – 150 mm |
| Drains, chimneys, other cavities | |

**REMS CamSys Li-Ion – Brilliant pictures and videos of pipes and drains. SD card slot.**
**With electronic metering.**
**For battery and mains operation.**

## System advantage

Only **one** controller unit with TFT-LCD colour display for connecting different camera cable sets for different requirements. Therefore inexpensive conversion possible.

## Design

Ultra light and handy. Can be used everywhere, even in very narrow places. Controller unit connected to the camera cable set by a 2 m connecting cable, removable for easy cleaning of the camera cable set. Various camera cable sets can be used. Plug-screw connections for changing the camera cable sets and the controller unit without tools. Sturdy case for controller unit, voltage supply/charger and accessories.

## Controller unit with TFT-LCD colour display

Controller unit with 3.5" colour display with state of the art TFT-LCD technology for brilliant pictures and videos, 89 mm screen diagonal, 320 × 240 pixels. Very light and handy, only 0.4 kg. Sturdy, impact-proof plastic housing, spray protected. Small dimensions: 172 × 121 × 58 mm. Keys for setting the brightness of the LEDs of the colour camera head. Full screen, 2x zoom and reflection possibility. SD card slot with spring release mechanism. Pictures and videos can be saved on an SD card for simple documentation of the inspection result. The date and time of the recording as well as the insertion depth of the camera can be saved in the picture and video as an option. Pictures can be taken during video recording without impairing the video recording. Immediate playback of saved recordings or transmission to other devices via SD card. Pictures can also be taken later from the video during playback of recorded videos on the controller's colour display. USB connector for direct connection to PC or laptop. Video output socket Composite-Video PAL/NTSC for connecting an external monitor. Connection for voltage supply/charger Li-Ion 100 – 240 V.

## Cordless and mains operation

Li-Ion technology. Controller unit with integrated Li-Ion 3.7 V, 2.5 Ah battery. Powerful and light. High energy density for approx. 2 hours continuous operation. Power supply/charger 100 – 240 V, 50 – 60 Hz, 10 W, with USB port and USB cable for connecting power supply/charger, laptop or other voltage supply. No memory effect for maximum battery performance.

## High resolution special colour camera

High resolution special colour camera Ø 25 mm with CMOS image sensor and 8 ultra bright, white LEDs with adjustable light intensity up to 330 mcd and concentrated radiation angle for brilliant colour pictures with even illumination. Low light requirement due to very high light sensitivity (0.5 lux). Fixed focus and special lens with 90° wide angle, also for detecting the smallest details.

## Exchangeable cable camera sets

Camera cable sets S-Color, consisting of special colour camera with optional 30 m push cable Ø 5.4 mm, flexible, for Ø 50 – 150 mm, in the hasp with electronic metering or 10 m push cable Ø 3.6 mm with length marking, very flexible, for small pipe diameters and narrow pipe bends from Ø 40 mm, in cable cage, with connection for controller unit. Very small, rounded camera head Ø 25 mm, water-tight up to 20 m (0,2 MPa/2 bar/29 psi) and highly flexible sliding spring tapered towards the push cable for effortless feeding even through several pipe bends. Camera head with strong, quick-change protective cap made from high-strength polyacrylic with inserted mineral glass pane. Bend-manoeuvring push cable in hybrid technology, with glass fibre core, data cables and plastic sheath, very stable, for long life. Robust, powder-coated, easy to clean cable cage. Hasp with rotary cage for simple unwinding and winding of the push cable and integrated sensor for electronic metering.

## Guide bodies

Various guide bodies for larger pipe diameters, firmly lockable on the camera head, as an accessory.














## Supply format

**REMS CamSys Li-Ion Set S-Color 10 K.** Electronic camera inspection system for low-cost inspection and damage analysis. For pipes Ø 40–150 mm, drains, shafts, stacks and other cavities. Documentation of pictures and videos on SD card with specification of date and time. Controller unit in microprocessor technology with 3.5" TFT-LCD colour display, SD card slot, USB port, video out socket PAL/NTSC, integrated Li-ion battery, 3.7 V, 2.5 Ah, in sturdy, impact-proof plastic housing, spray protected. 2 m connecting cable from the controller unit to the camera cable set, voltage supply/charger 100–240 V, 50–60 Hz, 10 W, SD card 4 GB, USB cable, video cable, in sturdy case. Camera cable set S-Color 10 K with high resolution special colour camera Ø 25 mm with CMOS image sensor and 10 m push cable Ø 3.6 mm with length marking, very flexible, in cable reel.

| | Art.-No. | |
|---|---|---|
| | 175008 | |



## Supply format

**REMS CamSys Li-Ion Set S-Color 30 H.** Electronic camera inspection system for low-cost inspection and damage analysis. For pipes Ø 50–150 mm, drains, shafts, stacks and other cavities. Documentation of pictures and videos on SD card with specification of date, time and insertion depth of the camera. Controller unit in microprocessor technology with 3.5" TFT-LCD colour display, SD card slot, USB port, video out socket PAL/NTSC, integrated Li-ion battery, 3.7 V, 2.5 Ah, in sturdy, impact-proof plastic housing, spray protected. 2 m connecting cable from the controller unit to the camera cable set, voltage supply/charger 100–240 V, 50–60 Hz, 10 W, SD card 4 GB, USB cable, video cable, in sturdy case. Camera cable set S-Color 30 H with high resolution special colour camera Ø 25 mm with CMOS image sensor and 30 m push cable Ø 5.4 mm, flexible, in the hasp with electronic metering.

| | Art.-No. | |
|---|---|---|
| | 175010 | |




## Accessories

| Description | Art.-No. | |
|---|---|---|
| **REMS CamSys Li-Ion Basic-Pack** Controller unit in microprocessor technology with 3.5" TFT-LCD colour display, SD card slot, USB port, video out socket PAL/NTSC, integrated Li-ion battery, 3.7 V, 2.5 Ah, in sturdy, impact-proof plastic housing, spray protected. 2 m connecting cable from the controller unit to the camera cable set, voltage supply/charger 100–240 V, 50–60 Hz, 10 W, SD card 4 GB, USB cable, video cable, in sturdy case. | 175000 | |
| **Camera cable set S-Color 30 H** with high resolution special colour camera Ø 25 mm with CMOS image sensor and 30 m push cable Ø 5.4 mm, flexible, in the hasp with electronic metering and connection for controller unit. For Ø 50–150 mm. | 175011 | |
| **Camera cable set S-Color 10 K** with high resolution special colour camera Ø 25 mm with CMOS image sensor, 10 m push cable Ø 3.6 mm with length marking, very flexible, with connection for controller unit, in cable reel. For small pipe diameters and narrow pipe bends from Ø 40 mm. | 175016 | |
| **Guide body Ø 62 mm (pack of 2)** | 175057 | |
| **Guide body Ø 100 mm** | 175058 | |
| **Protective cap** with mineral glass pane, sealing ring | 175026 | |
| **Case** with inlay | 175018 | |



# REMS Pull-Push

Suction and pressure cleaning device

Proven, reliable suction and pressure cleaning device for fast clearance of blockages.

## REMS Pull-Push – fast clearance of blockages.

High pressing force by front, adjustable handle.

Optimum adaptation to the cleaning task by 2 sleeves:
Short sleeve for wash basins and baths, long sleeve for toilets.







### Supply format

**REMS Pull-Push.** Suction and pressure cleaning device for fast clearance of blockages. With short and long sleeve. In a box.

| | Art.-No. | |
|---|---|---|
| | 170300 | |

# REMS Mini-Cobra

Drain cleaner for manual and electric operation

Proven hand unit for quick application to remove pipe blockages in kitchen, bath, toilet.

| | |
|---|---|
| For pipes | Ø 20–50 (75) mm |
| For cables | Ø 6, 8, 10 mm |

## REMS Mini-Cobra – by hand or electric. Indispensable to remove small blockages.

### Design

Simple, robust, practical design. Handy, light. Only 2.9 kg. Easy operation also in traps and tight bends. Easy insertion of cable directly through strainers in sinks and drains. Locking of cable by quick-action chuck.

### Drain cleaning cables

Cables in high quality spring steel. Specially hardened. Highly flexible for effortless feed-forward in tight bends. Cable end with bulbous head (sink strainer head), thus easy to bend.

### Cable drum

In hot-galvanized spring steel. Specially hardened. Highly flexible for effortless feed-forward in tight pipe bends. Cable end with bulbous head. Corrosion-resistant cable drum in shock-proof, glass-fibre reinforced plastic prevents pollution of the environment. Ventilation of the cable drum interior enables self-drying of cable. View to cable at all times.

### Drive

By hand with easy action, easy grip crank handle or with suitable electric drill/ with suitable electric screwdriver, speed ≤ 300 rpm. Hexagon adapter for electric drive located in the drum cover.







German Quality Product

### Supply format

**REMS Mini-Cobra.** Pipe cleaning device for pipes Ø 20–50 (75) mm, with crank handle and hexagonal driver for electric drill/screwdriver. For drain cleaning cables Ø 6, 8 and 10 mm. Cable drum in shock-proof, glass-fibre reinforced plastic. Quick-action chuck. Cable Ø 8 mm × 7.5 m long. In a carton.

| | Art.-No. | |
|---|---|---|
| | 170010 | |




Accessories

| Description | Ø × Length | Art.-No. | |
|---|---|---|---|
| **Drain cleaning cable** | 8 mm × 7.5 m<br>10 mm × 10 m | 170200<br>170205 | |
| **Drain cleaning cable with core** | 8 mm × 7.5 m | 170201 | |



# REMS Mini-Cobra A

Electric drain cleaning machine

Electric drain cleaning machine with automatic feed-forward and reverse. For effortless and quick application to remove pipe blockages in kitchen, bath, toilet.

| | |
|---|---|
| For pipes | Ø 20 – 50 (75) mm |
| For cables | Ø 8, 10 mm |



German Quality Product



## REMS Mini-Cobra A – quick removal of blockages. With automatic feed-forward and reverse.

### Design

Compact unit of drive machine and cable drum. Handy, light. Only 5,2 kg. Combined thrust and grip handle for controlling the automatic feed-forward and reverse and for safe holding of the unit. Easy operation also in traps and tight bends. Easy insertion of cable directly through strainers in sinks and drains.

### Drain cleaning cables

Drain cleaning cables in high quality spring steel. Specially hardened. Highly flexible for effortless feed-forward in tight pipe bends. Cable end with bulbous head (sink strainer head), thus easy to bend. Drain cleaning cables with core in high quality spring steel prevents ingress of dirt and generation of long fibres in the cable windings.

### Cable drum

Corrosion resistant cable drum in shock-proof, glass-fibre reinforced plastic prevents pollution of the environment. Ventilation of the cable drum interior enables self-drying of cable. View of the cable at any time.

### Drive

Proven drive unit with hexagon mount. Enormously powerful. Robust, maintenance-free gear with safety slipping clutch. Universal motor, 600 W, high-torque forward and reverse at low speed. Stepless, electronic speed control. The speed between 0 and 550 rpm is controlled by pressing the tip switch steplessly (acceleration switch).

### Supply format

**REMS Mini-Cobra A.** Electric drain cleaning machine with automatic feed-forward and reverse, for pipes Ø 20-50 (75) mm. For drain cleaning cables Ø 8 and 10 mm. Drive unit with maintenance-free gear, universal motor 230 V or 110 V, 50–60 Hz, 600 W, high-torque forward and reverse at low speed. Safety tip switch. Stepless, electronic speed control (acceleration switch). Cable drum in shock-proof, glass-fibre reinforced plastic. Cable Ø 8 mm , with core, 7.5 m long. In a carton.

| | Art.-No. | |
|---|---|---|
| | 170020 | |




Accessories

| Description | Ø × Length | Art.-No. | |
|---|---|---|---|
| **Drain cleaning cable with core** | 8 mm × 7.5 m | 170201 | |
| **Drain cleaning cable** | 10 mm × 10 m | 170205 | |
| **Case** with inlay | | 185058 | |



# REMS Cobra 22/32

Handy, robust, compact machines for versatile use in pipe and drain cleaning. High-speed rotator with connectable cable sections. Proven technology.

| | |
|---|---|
| For pipes | Ø 20 – 250 mm |
| For pipe and drain cleaning cables | Ø 8, 16, 22, 32 mm |

All pipe and drain cleaning cables and tools can also be used for other makes.

**REMS Cobra – clear pipe – easy and fast. High-speed rotator with cable sections for work length up to 100 m. Effective chain knocking and milling up to 740 rpm. Closed drive spindle protects motor and drive against dirt and water.**

## High speed rotator with connectable cable sections

High-speed rotator, 740 rpm (REMS Cobra 22) resp. 520 rpm (REMS Cobra 32), with cable sections for effective fast operation, e.g. during chain knocking or milling. Under difficult conditions also, e.g. roots and hard incrustations. Cable sections to be connected as needed up to 70 m (REMS Cobra 22) resp. 100 m (REMS Cobra 32) work length. No unnecessary rotating of long pipe and drain cleaning cables.

## Design

Robust, practical, splash-proof. Maintenance-free. Small in size. Favourable weight, drive unit REMS Cobra 22 only 19 kg, drive unit REMS Cobra 32 only 24 kg. Machine frame made of distortion-free cast aluminium with protective covers in shock-proof plastic material. Chucking system which is located outside the machine housing with straight through undivided drive spindle for the pipe and drain cleaning cable. This enables a complete seal of the machine interior against dirt and water. Connecting cable with integrated personal protection switch (PRCD). Guide hose prevents excess rotation of pipe and drain cleaning cables and pollution of the environment. Legs with rubber caps guarantee a safe, floor-protecting stand.

## High-performance pipe and drain cleaning cables

Specially hardened. Highly flexible for effortless feed-forward in tight pipe bends. Rapid action coupling for fast extension and shortening. T-groove coupling with safety lock through spring-loaded thrust pin. Manual feed-forward for sensitive operation. Standard pipe and drain cleaning cable for universal pipe and drain cleaning jobs, highly flexible, specially suited for tight or several consecutive pipe bends. Pipe and drain cleaning cable S with thicker special spring steel for very difficult to remove obstructions, e.g. root cutting. Drain cleaning cables with weather-proof and temperature resistant plastic core prevents drain cleaning cable from dirt and generation of long fibres in the cable windings. Drive through REMS Cobra 22, REMS Cobra 32 or drive machines of other makes.

## Clamping jaws for cable drive

Clamping jaws in high-grade hardened steel, resistant to wear and precise fit. Instant and exact clamping and opening of pipe and drain cleaning cables allow optimum control, power transmission and operating safety. REMS Cobra 22: Choice of pipe and drain cleaning cables Ø 16 mm and 22 mm, without changing the clamping jaws. Pipe and drain cleaning cable Ø 8 mm with adapter drum 22/8 and integrated clamping jaws, as accessory. REMS Cobra 32: Choice of drain cleaning cables Ø 22 and 32 mm, without changing the clamping jaws. Drain cleaning cables Ø 16 mm with clamping jaws 16, as accessory. Pipe and drain cleaning cable Ø 8 mm with adapter drum 32/8 and integrated clamping jaws, as accessory.

## Drive

Powerful, quiet running capacitor motor with high torque, 750 W (REMS Cobra 22), 1050 W (REMS Cobra 32), right and left-hand rotation. Full transmission of motor power by a slipping-proof maintenance-free toothed belt drive. Straight through closed drive spindle. Permanently lubricated, maintenance-free roller bearings. Fast and secure run and stop of pipe and drain cleaning cable through strong, centrally located pressing lever provides central power input. Lever doubles as a carrying device without awkward locking.

## Pipe and drain cleaning tools

Large variety of pipe and drain cleaning tools (page 206 – 207), also fit into pipe and drain cleaning machines of other makes.







German Quality Product



Straight through closed drive spindle protects motor and drive against dirt and water.

## Supply format

**REMS Cobra 22 Set.** Electric pipe and drain cleaning machine for pipes Ø 20 – 150 mm. Drive unit with maintenance-free belt drive, capacitor motor 230 V, 50 Hz, 750 W, right and left-hand rotation, guide hose. Personal protection switch (PRCD). Choice of cable and tool set 16 or/and 22. In a carton.

| Description | Ausführung | Art.-No. | |
|---|---|---|---|
| **Set 16** | 5 cable sections 16 × 2.3 m in cable carrier, straight auger 16, bulbous auger 16, toothed blade borer 16/25, cable joint separator, 1 pair of guide gloves, steel case for tool set | 172010 | |
| **Set 22** | 5 cable sections 22 × 4.5 m in cable carrier, straight auger 22, retrieving auger 22, funnel auger 22, toothed cross-blade borer 22/35, cable joint separator 22/32, 1 pair of guide gloves, steel case for tool set | 172011 | |
| **Set 16 + 22** | 5 cable sections 16 × 2.3 m in cable carrier, straight auger 16, bulbous auger 16, toothed blade borer 16/25, cable joint separator, 5 cable sections 22 × 4.5 m in cable carrier, straight auger 22, retrieving auger 22, funnel auger 22, toothed cross-blade borer 22/35, cable joint separator 22/32, 2 pairs of guide gloves, steel case for each tool set | 172012 | |




## Supply format

**REMS Cobra 32 Set.** Electric pipe and drain cleaning machine for pipes Ø 20 – 250 mm (½ – 10"). Drive unit with maintenance-free belt drive, capacitor motor 230 V, 50 Hz, 1050 W, right and left-hand rotation, guide hose. Personal protection switch (PRCD). Choice of cable and tool set 32 or cable and tool sets 22 and 32 or 16 and 22. In a carton.

| Description | Ausführung | Art.-No. | |
|---|---|---|---|
| **Set 32** | 4 cable sections 32 × 4.5 m in cable carrier, straight auger 32, retrieving auger 32, funnel auger 32, toothed cross-blade borer 32/45, cable joint separator 22/32, 1 pair of guide gloves, case for tool set | 174010 | |
| **Set 22 + 32** | 5 cable sections 22 x 4.5 m in cable carrier, straight auger 22, retrieving auger 22, funnel auger 22, toothed-cross-blade borer 22/35, cable joint-separator 22/32, 4 cable sections 32 x 4.5 m in cable carrier, straight-auger 32, retrieving auger 32, funnel-auger 32, toothed cross-blade borer 32/45, cable joint separator 22/32,2 pairs of guide gloves, steel case/ case for each tool set | 174011 | |
| **Set 16 + 22** | 5 cable sections 16 x 2.3 m in cable carrier, 2 clamping jaws 16, straight auger 16, bulbous auger 16, toothed blade borer 16/25, cable joint separator 16, 5 cable sections 22 x 4.5 m in cable carrier, straight auger 22, retrieving auger 22, funnel auger 22, toothed cross-blade borer 22/35, cable joint separator 22/32, 2 pairs of guide gloves,steel case for each tool set | 174012 | |




## Accessories

| Description | Art.-No. | |
|---|---|---|
| **REMS Cobra 22 drive unit** with guide hose | 172000 | |
| **REMS Cobra 32 drive unit** with guide hose | 174000 | |

**Pipe and drain cleaning tools** see page 206 – 207.





# REMS Cobra 22/32

Accessories for REMS Cobra 22, REMS Cobra 32 and other makes

| Description | Size | Art.-No. |
|---|---|---|
| **Cable and tool set 16**<br>consisting of 5 cable sections 16 × 2.3 m in cable carrier, straight auger 16, bulbous auger 16, toothed blade borer 16/25, cable joint separator, 1 pair of guide gloves, steel case for tool set | | 172050 |
| **Cable and tool set 22**<br>consisting of 5 cable sections 22 × 4.5 m in cable carrier, straight auger 22, retrieving auger 22, funnel auger 22, toothed cross-blade borer 22/35, cable joint separator, 1 pair of guide gloves, steel case for tool set | | 172051 |
| **Cable and tool set 32**<br>consisting of 4 cable sections 32 × 4.5 m in cable carrier, straight auger 32, retrieving auger 32, funnel auger 32, toothed cross-blade borer 32/45, cable joint separator 22/32, 1 pair of guide gloves, case for tool set | | 174050 |
| **Adapter drum REMS Cobra 22/8**<br>with cable Ø 8 mm × 7.5 m long, with bulbous head | | 170011 |
| **Adapter drum REMS Cobra 32/8**<br>with cable Ø 8 mm × 7.5 m long, with bulbous head | | 170012 |
| **Clamping jaws 16 (pack of 2)**<br>for REMS Cobra 32 for clamping drain cleaning cables Ø 16 mm | | 174101 |
| **Pipe and drain cleaning cable**<br>for pipe-Ø 10 – 50 (75) mm<br>for pipe-Ø 25 – 125 mm<br>for pipe-Ø 50 – 150 mm<br>for pipe-Ø 50 – 250 mm | 8 × 7.5 m<br>16 × 2.3 m<br>22 × 4.5 m<br>32 × 4.5 m | 170200<br>171200<br>172200<br>174200 |
| **Pipe and drain cleaning cable**<br>(5 pieces) in cable carrier<br>for pipe-Ø 25 – 125 mm | 16 × 2.3 m | 171201 |
| **Pipe and drain cleaning cable**<br>(5 pieces) in cable carrier<br>for pipe-Ø 50 – 150 mm | 22 × 4.5 m | 172201 |
| **Pipe and drain cleaning cable**<br>(4 pieces) in cable carrier<br>for pipe-Ø 50 – 250 mm | 32 × 4.5 m | 174201 |
| **Pipe and drain cleaning cable S**<br>With thick special spring steel for high stability, e.g. during root cutting, milling, chain knocking<br>for pipe-Ø 25 – 125 mm<br>for pipe-Ø 50 – 150 mm<br>for pipe-Ø 50 – 250 mm | 16 × 2 m<br>22 × 4 m<br>32 × 4 m | 171205<br>172205<br>174205 |
| **Pipe and drain cleaning cable with core**<br>prevents clogging of pipe and drain cleaning cable with dirt<br>for pipe-Ø 25 – 125 mm<br>for pipe-Ø 50 – 150 mm<br>for pipe-Ø 50 – 250 mm | 16 × 2.3 m<br>22 × 4.5 m<br>32 × 4.5 m | 171210<br>172210<br>174210 |
| **Pipe and drain cleaning cable with core**<br>(5 pieces) in cable carrier<br>for pipe-Ø 50 – 150 mm | 22 × 4.5 m | 172203 |
| **Pipe and drain cleaning cable with core**<br>(4 pieces) in cable carrier<br>for pipe-Ø 50 – 250 mm | 32 × 4.5 m | 174203 |
| **Cable reduction 22/16**<br>for connecting individual cables of different sizes | 22/16 | 172154 |
| **Cable reduction 32/22**<br>for connecting individual cables of different sizes | 32/22 | 174154 |
| **Cable carrier** (empty) | 16<br>22<br>32 | 171150<br>172150<br>174150 |
| **Cable joint separator**<br>for releasing the safety lock | 16<br>22/32 | 171151<br>172151 |






























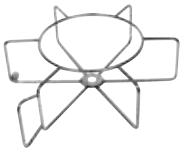



| Description | Size | Art.-No. |
|---|---|---|
| **Straight auger**<br>for exploring the obstruction<br>to withdraw a sample. Clearing<br>of solid blockages caused by<br>e.g. textiles, paper, kitchen waste | <br><br>16<br>22<br>32 | <br><br>171250<br>172250<br>174250 |
| **Bulbous auger**<br>for minor obstructions caused by<br>textiles and papers. Flexible, facilitates<br>advancement in tight bends. | <br>16<br>22<br>32 | <br>171265<br>172265<br>174265 |
| **Funnel auger**<br>for textile and paper obstructions<br>in particular. Especially useful for<br>cleaning larger diameter pipes.<br>Also be used as a recovery tool<br>for cables left in the pipe. | <br><br>16<br>22<br>32 | <br><br>171270<br>172270<br>174270 |
| **Retrieving auger**<br>with extended, specially angled<br>grappling arms. Used to recover cables<br>left in the pipe. Not suitable for<br>boring operations. | <br><br>16<br>22<br>32 | <br><br>171275<br>172275<br>174275 |
| **Serrated blade borer**<br>for boring out greasy or heavily silted<br>pipes, e.g. drains of washing machines,<br>dishwashers. Riveted to the connector<br>(not soldered or welded), so as to prevent<br>any deformation of the hardened spring<br>steel blades. | <br><br><br>16/25<br>22/35<br>22/45<br>32/55 | <br><br><br>171280<br>172280<br>172281<br>174282 |
| **Serrated cross-blade borer**<br>Universal use for obstructions of all kinds,<br>including incrustations, e.g. limescale<br>deposites on the inside of the pipe.<br>Riveted to the connector (not soldered<br>or welded), so as to prevent any defor-<br>mation of the hardened spring steel<br>blades. Operation with pipe and drain<br>cleaning cable S recommended. | <br>16/25<br>16/35<br>22/35<br>22/45<br>22/65<br>32/45<br>32/65<br>32/90<br>32/115 | <br>171290<br>171291<br>172290<br>172291<br>172293<br>174291<br>174293<br>174295<br>174296 |
| **Forked cutter**<br>to remove moderate to severe silting<br>or persistent grease contamination.<br>Made of hardened spring steel. | <br><br>16 | <br><br>171305 |
| **Cross-forked cutter**<br>to remove moderate to severe silting<br>or persistent grease contamination.<br>Made of hardened spring steel. Operation<br>with pipe and drain cleaning cable S<br>recommended. | <br><br><br>16 | <br><br><br>171306 |
| **Serrated forked cutter**<br>Versatile use, e.g. for removal<br>of slurries and for mincing<br>(crushing) of root infested pipe.<br>Made of hardened spring steel. | <br><br>22/65<br>32/65<br>32/90 | <br><br>172305<br>174305<br>174306 |
| **Root cutter**<br>specially designed for root infested pipe.<br>Hardened, replacable ring-type saw, cutting<br>to front and rear. Operation with pipe and<br>drain cleaning cable S recommended. | <br><br>22/65<br>32/65<br>32/90 | <br><br>172310<br>174310<br>174311 |
| **Chain knocker, smooth rings**<br>for final pipe and drain cleaning<br>for removal of grease deposites and<br>incrustations, e.g. limescale deposites<br>on the inside of the pipe. For sensitive<br>pipes, e.g. plastic. | <br><br><br>16<br>22<br>32 | <br><br><br>171340<br>172340<br>174340 |
| **Chain knocker, spiked links**<br>for final pipe and drain cleaning for<br>removal of grease deposites and<br>incrustations, e.g. limescale deposites<br>on the inside of the pipe. For cast<br>and concrete pipes. | <br><br><br>16<br>22<br>32 | <br><br><br>171341<br>172341<br>174341 |
| **Guide gloves, pair**<br>for secure gripping and guiding<br>of pipe and drain cleaning cables | | <br><br>172610 |
| **Riveted guide glove, left**<br>**Riveted guide glove, right**<br>for secure gripping and guiding<br>of pipe and drain cleaning cables.<br>Fully leather, inner surface riveted. | | <br><br>172611<br>172612 |





# Plastic Pipe Welding


| | | |
|---|---|---|
|  | Electric sleeve welding unit | 210 |
|  | Sleeve welding units | 211 |
|  | Butt welding machines | 212 |
|  | Butt welding units | 216 |

# REMS EMSG 160

Electric sleeve welding unit

Powerful, handy unit for welding plastic drain pipes with electric sleeves in PE.

Plastic pipes and electric sleeves in PE Ø 40 – 160 mm

For Geberit, Akatherm-Euro, Coes, Valsir, Waviduo, Vulcathene-Euro




## REMS EMSG 160 – automatic welding. Electronic control. Acoustic and visual monitoring of welding process.

Smallest sizes. Super-handy, light, only 0.7 kg. Can be used anywhere.

Electronic control with micro controller for automatic adjustment of welding current (welding temperature) and welding time according to sleeve size.

Automatic compensation of welding time in accordance with the ambient temperature.

Acoustic and visual monitoring of welding process.

Wide work radius through extra-long cables.

Sturdy, shock-proof plastic casing with carrying strap. Splash-proof.

German Quality Product




## Supply format

**REMS EMSG 160.** Electric sleeve welding unit 230 V, 50 Hz, 1150 W, for welding plastic drain pipes with electric sleeves in PE made by Akatherm-Euro, Coes, Geberit, Valsir, Waviduo, Vulcathene-Euro, Ø 40–160 mm. Electronic control, with acoustic and visual monitoring of welding process. In sturdy, shock-proof plastic casing. Welding leads 4.40 m, connecting cable 3 m. In a carton.

| | Art.-No. | |
|---|---|---|
| | 261001 | |




Accessories

| Description | Art.-No. | |
|---|---|---|
| **Case** | 151615 | |



# REMS MSG

Powerful electric tools for efficient sleeve welding.
Can be used anywhere, free-hand or on the work bench.

Plastic pipes and fittings
in PB, PE, PP, PVDF Ø 16 – 125 mm



## REMS MSG – heating element according to DVS. High quality PTFE coating of heating spigots/sockets.

### Design
Handy, light, safe. Free-hand or work bench assembly. Supplied in standard with supporting stand and bench support for mounting the unit in a horizontal or vertical position (bench support not supplied for MSG 25).

### Heating element according to DVS
Plate-shaped, plane parallel heating element according to DVS. Electric heater embedded in corrosion-resistant cast aluminium for indirect heat transfer. Heating spigots and heating sockets according to DVS. High-quality, long-lasting PTFE coating prevents adherence of plastic remnants as well as oxidizing, and enables easy cleaning. Ideal temperature distribution and constant temperature at the complete working area. Fastening screws in stainless steel.

### Temperature and temperature control
Choice of
– adjustable temperature 180 – 290°C, preadjusted to 260°C for PP pipes, with electronic temperature control with tight tolerance (EE) or
– fixed temperature to 260°C for PP pipes, with mechanical temperature control with a tolerance of +/– 10°C (FM).

The electronic and manual temperature control automatically controls the preadjusted temperature within the permitted range according to DVS. Temperature control lamp and power control lamp.





### Supply format
**REMS MSG.** Sleeve welding unit for plastic pipes and fittings in PB, PE, PP, PVDF. Heating element 230 V, 50 – 60 Hz, without PTFE-coated heating spigots and heating sockets. Choice of adjustable temperature 180 – 290°C, preadjusted to 260°C for PP pipes, with electronic temperature control (EE) or fixed temperature to 260°C for PP pipes, with mechanical temperature control (FM). Support stand. Bench support for mounting the welding unit in a horizontal or vertical position (not for MSG 25). Hexagon key for assembly and dismantling of heating spigots and heating sockets. In a carton.

| Description | Pipes Ø mm | Power W | Art.-No. | |
|---|---|---|---|---|
| **25 EE** | 16 – 25 | 500 | 256020 | |
| **63 FM** | 16 – 63 | 800 | 256211 | |
| **63 EE** | 16 – 63 | 800 | 256220 | |
| **125 EE** | 16 – 125 | 1400 | 256320 | |

Other voltages available.



### Supply format
**REMS MSG 63 FM Set.** As REMS MSG 63 FM, but with PTFE-coated heating spigots, heating sockets for Ø 20, 25, 32 mm. Fastening screws in stainless steel. In steel case.

| Description | Pipes Ø mm | Power W | Art.-No. | |
|---|---|---|---|---|
| | 16 – 63 | 800 | 256231 | |

Other voltages available.



### Supply format
**REMS MSG 63 EE Set.** As REMS MSG 63 EE, but with PTFE-coated heating spigots, heating sockets for Ø 20, 25, 32 mm. Fastening screws in stainless steel. In steel case.

| Description | Pipes Ø mm | Power W | Art.-No. | |
|---|---|---|---|---|
| | 16 – 63 | 800 | 256240 | |

Other voltages available.

## Accessories

| Description | Pipes Ø mm | Art.-No. | |
|---|---|---|---|
| **Heating spigot, heating socket, fastening screw** in stainless steel | 16 | 256400 | |
| | 17 | 256410 | |
| | 18 | 256420 | |
| | 19 | 256430 | |
| | 20 | 256440 | |
| | 25 | 256450 | |
| | 32 | 256460 | |
| | 40 | 256470 | |
| | 50 | 256480 | |
| | 63 | 256490 | |
| | 75 | 256500 | |
| | 90 | 256510 | |
| | 110 | 256520 | |
| | 125 | 256530 | |
| **Steel case** | | | |
| REMS MSG 25 | | 256042 | |
| REMS MSG 63 | | 256242 | |
| REMS MSG 125 | | 256342 | |



# REMS SSM 160RS

Butt welding machine

Handy, easy-to-carry compact machine. Complete only 48 kg. Ideal for sanitary installations and installation of drain pipes, chimney reconstruction with PVDF pipes. For job site and workshop.

Plastic pipes and fittings
in PB, PE, PP, PVDF — Ø 40 – 160 mm

| | |
|---|---|
| PE Ø 40 – 90 mm | SDR ≥ 6 |
| PE Ø 40 – 110 mm | SDR ≥ 9 |
| PE Ø 40 – 125 mm | SDR ≥ 11 |
| PE Ø 40 – 140 mm | SDR ≥ 17 |
| PE Ø 40 – 160 mm | SDR ≥ 21 |



**REMS SSM 160RS – ideal for the pipe fitter. Light and compact. Heating element according to DVS. Electronic temperature control. High-quality PTFE coating. Powerful facing cutter. Closed facing cutter housing.**

## Design

Light and compact. Low weight, complete only 48 kg.
Can be easily carried by one person.

- Base frame in cast aluminium
- Free suspension of butt welding unit REMS SSG 180 for exact alignment of the faces to be welded
- Electric facing cutter unit for plane-parallel machining of pipe ends
- Smooth sliding, roller-bearing mounting of butt welding unit and electric facing cutter unit
- Quick clamping device, also suitable for angular branches.
- Pressing device, clear scale for easy reading of jointing pressure, clamping handle for pressure holding
- Can be used on the workbench or on the tubular stand provided as standard (= sub-frame = transport device).

## Heating element according to DVS

Plate-shaped, plane parallel heating element according to DVS. Electric heater embedded in corrosion-resistant cast aluminium for indirect heat transfer. High-quality, long-lasting PTFE coating prevents adherence of plastic remnants as well as oxidizing, and enables easy cleaning. Ideal temperature distribution and constant temperature at the complete working area. Protective cover for heating element.

## Electronic temperature control

Adjustable temperature 180–290°C, preset for PE pipes. The electronic temperature control automatically controls the preset temperature within the permitted range according to DVS. Temperature control lamp and power control lamp.

## Facing cutter unit

Electric facing cutter unit with special, high torque universal motor, 500 W, for plane-parallel machining of one or both pipe ends according to DVS. Fast positioning of facing cutter with proven safety switch. Closed facing cutter housing. Specially hardened and specially ground planing blades guarantee easy, vibration-free planing.

## Quick clamping device, also for angular branches

Sturdy quick clamping device made of nickel-plated steel, consisting of 2 vices with 2 clamping inserts each for pipes of Ø 40, 50, 56, 63, 75, 90, 110, 125, 135, 140, 160 mm. Also suitable for angular branches.

## Pipe supports

Multiple adjustment, easy positioning of pipe supports for pipes Ø 160 mm for supporting and easy axial alignment of pipes and fittings. 2 pipe support inserts each for pipes Ø 40, 50, 56, 63, 75, 90, 110, 125, 135, 140 mm.



## Supply format

**REMS SSM 160RS.** Butt welding machine for plastic pipes and fittings in PB, PE, PP, PVDF, PE Ø 40 – 90 mm SDR ≥ 6, PE Ø 40 – 110 mm SDR ≥ 9, PE Ø 40 – 125 mm SDR ≥ 11, PE Ø 40 – 140 mm SDR ≥ 17, PE Ø 40 – 160 mm SDR ≥ 21. Butt welding unit with PTFE-coated heating element 230 V, 50 – 60 Hz, 1200 W. Adjustable temperature 180 – 290°C, preset for PE pipes. Electronic temperature control. Protective cover for heating element. Electric planing device 230 V,50-60 Hz, 500 W. Pressing device. Quick clamping device, also for angular branches, consisting of 2 vices with 2 clamping inserts each Ø 40, 50, 56, 63, 75, 90, 110, 125, 135, 140, 160 mm. 2 pipe rests Ø 160 mm with pipe rest inserts Ø 40, 50, 56, 63, 75, 90, 110, 125, 135, 140 mm. Work key. Steel case for pipe support inserts and clamp inserts. Tubular stand = base frame = carrying device.

| | Art.-No. | |
|---|---|---|
| | 252026 | |

Accessories

| Description | Art.-No. | |
|---|---|---|
| **Planing blade** (piece) | 252103 | |



# REMS SSM 160KS

Butt welding machine

Powerful, proven, easy-to-transport compact machine. Ideal for sanitary installation, drain pipe installation, chimney reconstruction with PVDF pipes. For job site and workshop.

Plastic pipes and fittings in PB, PE, PP, PVDF — Ø 40 – 160 mm

| | |
|---|---|
| PE Ø 40 – 90 mm | SDR ≥ 6 |
| PE Ø 40 – 110 mm | SDR ≥ 9 |
| PE Ø 40 – 125 mm | SDR ≥ 11 |
| PE Ø 40 – 140 mm | SDR ≥ 17 |
| PE Ø 40 – 160 mm | SDR ≥ 21 |




**REMS SSM 160KS – ideal for the pipe fitter. Heating element according to DVS. Electronic temperature control. High-quality PTFE coating. Powerful facing cutter. Closed facing cutter housing.**

## Design

Compact, robust, job site-proven. Machine on sheet metal base weighs 90 kg. Easy to carry.

- Base frame in aluminium cast
- Free suspension of butt welding unit REMS SSG 180 for exact alignment of the faces to be welded
- Electric facing cutter unit for plane-parallel machining of pipe ends
- Smooth sliding, roller-bearing mounting of butt welding unit and electric facing cutter unit
- Quick clamping device, also suitable for angular branches.
- Pressing device, clear scale for easy reading of jointing pressure, clamping handle for pressure holding
- Machine on sheet steel base with built-in drawer for clamping and pipe rest inserts
- Suitable for use on a work bench or on the standard supplied sheet metal cabinet (= carrying case).

## Heating element according to DVS

Plate-shaped, plane-parallel heating element according to DVS. Electric heater embedded in corrosion-resistant cast aluminium for indirect heat transfer. High-quality, long-lasting PTFE coating prevents adherence of plastic remnants as well as oxidizing, and enables easy cleaning. Ideal temperature distribution and constant temperature at the complete working area. Protective cover for heating element.

## Electronic temperature control

Adjustable temperature 180 – 290°C, preset for PE pipes. The electronic temperature control automatically controls the preset temperature within the permitted range according to DVS. Temperature control lamp and power control lamp.

## Facing cutter unit

Electric facing cutter unit with special, high torque universal motor, 500 W, for plane-parallel machining of one or both pipe ends according to DVS. Fast positioning of facing cutter with proven safety switch. Closed facing cutter housing. Specially hardened and specially ground planing blades guarantee easy, vibration-free planing.

## Quick clamping device, also for angular branches

Sturdy quick clamping device made of nickel-plated steel, consisting of 2 vices with 2 clamping inserts each for pipes of Ø 40, 50, 56, 63, 75, 90, 110, 125, 135, 140, 160 mm. Also suitable for angular branches.

## Pipe supports

Multiple adjustment, easy positioning of pipe supports for pipes of Ø 160 mm for supporting and easy axial alignment of pipes and fittings. 2 pipe support inserts each for pipes Ø 40, 50, 56, 63, 75, 90, 110, 125, 135, 140 mm.




## Supply format

**REMS SSM 160KS.** Butt welding machine for plastic pipes and fittings in PB, PE, PP, PVDF, PE Ø 40 – 90 mm SDR ≥ 6, PE Ø 40 – 110 mm SDR ≥ 9, PE Ø 40 – 125 mm SDR ≥ 11, PE Ø 40 – 140 mm SDR ≥ 17, PE Ø 40 – 160 mm SDR ≥ 21. Butt welding unit with PTFE-coated heating element 230 V 50 – 60 Hz, 1200 W. Adjustable temperature 180 – 290°C, preset for PE pipes. Electronic temperature control. Protective cover for heating element. Electric planing device 230 V,50-60 Hz, 500 W. Pressing device. Quick clamping device, also for angular branches, consisting of 2 vices with 2 clamping inserts each Ø 40, 50, 56, 63, 75, 90, 110, 125, 135, 140, 160 mm. 2 pipe rests Ø 160 mm with pipe rest inserts Ø 40, 50, 56, 63, 75, 90, 110, 125, 135, 140 mm. Sheet steel base with built-in drawer. Work key. Closed sheet metal cabinet = carrying case.

| | Art.-No. | |
|---|---|---|
| | 252046 | |

Accessories

| Description | Art.-No. | |
|---|---|---|
| **Planing blade** (piece) | 252103 | |



# REMS SSM 250KS

Butt welding machine

Powerful, proven, easy-to-transport compact machine.
Ideal for sanitary installation, drain pipe installation, chimney reconstruction with PVDF pipes.
For job site and workshop.

Plastic pipes and fittings
in PB, PE, PP, PVDF — Ø 75 – 250 mm

| | |
|---|---|
| PE Ø 75 – 140 mm | SDR ≥ 6 |
| PE Ø 75 – 160 mm | SDR ≥ 9 |
| PE Ø 75 – 180 mm | SDR ≥ 11 |
| PE Ø 75 – 200 mm | SDR ≥ 13.6 |
| PE Ø 75 – 225 mm | SDR ≥ 17.6 |
| PE Ø 75 – 250 mm | SDR ≥ 22 |




## REMS SSM 250KS – compact and robust.

### Design

Compact, robust, job site-proven. Easy to carry.
Machine on sheet metal base weighs 109 kg.

- Base frame in aluminium cast
- Free suspension of butt welding unit for exact alignment of the faces to be welded
- Electric facing cutter unit for plane-parallel machining of pipe ends
- Smooth sliding, roller-bearing mounting of butt welding unit and electric facing cutter unit
- Quick clamping device, also suitable for angular branches.
- Pressing device, clear scale for easy reading of jointing pressure, clamping handle for pressure holding
- Machine on sheet steel base with built-in drawer for clamping and pipe rest inserts.
- Suitable for use on a work bench or on the standard supplied sheet metal cabinet (= carrying case).

### Heating element according to DVS

Plate-shaped, plane-parallel heating element according to DVS. Electric heater embedded in corrosion-resistant cast aluminium for indirect heat transfer. High-quality, long-lasting PTFE coating prevents adherence of plastic remnants as well as oxidizing, and enables easy cleaning. Ideal temperature distribution and constant temperature at the complete working area.

### Electronic temperature control

Adjustable temperature 180 – 290°C, preset for PE pipes. The electronic temperature control automatically controls the preset temperature within the permitted range according to DVS. Temperature control lamp and power control lamp.

### Facing cutter unit

Electric facing cutter unit with special, high torque universal motor, 500 W, for plane-parallel machining of one or both pipe ends according to DVS. Fast positioning of facing cutter with proven safety switch. Closed facing cutter housing. Specially hardened and specially ground planing blades guarantee easy, vibration-free planing.

### Quick clamping device for angular branches

Sturdy quick clamping device made of nickel-plated steel which grips the pipe all round, consisting of 2 clamps Ø 250 mm with jaws Ø 250 mm, with 2 clamping jaws and 2 clamping inserts each for pipes of Ø 75, 90, 110, 125, 160, 200 mm. Also suitable for angular branches. Clamping jaws and clamping inserts available for pipes of Ø 140, 180, 225 mm.

### Pipe supports

Multiple adjustment, easy positioning of pipe supports for supporting and easy axial alignment of pipes and fittings. 2 pipe support inserts each for pipes Ø 75, 90, 110, 125, 140, 160, 180, 200, 225, 250 mm. Pipe rest inserts available for pipes of Ø 140, 180, 225 mm.




## Supply format

**REMS SSM 250K.** Butt welding machine for plastic pipes and fittings in PB, PE, PP, PVDF. PE Ø 75 – 140 mm SDR ≥ 6, PE Ø 75 – 160 mm SDR ≥ 9, PE Ø 75 – 180 mm SDR ≥ 11, PE Ø 75 – 200 mm SDR ≥ 13,6, PE Ø 75 – 225 mm SDR ≥ 17,6, PE Ø 75 – 250 mm SDR ≥ 22. Butt welding unit with PTFE-coated heating element 230 V, 50 – 60 Hz, 1300 W. Adjustable temperature 180 – 290°C, preset for PE pipes. Electronic temperature control. Electric facing cutter unit 230 V, 50 – 60 Hz, 500 W. Quick clamping device, also for angular branches, consisting of 2 clamps Ø 250 mm with jaws Ø 250 mm, with 2 clamping jaws and 2 clamping inserts each for pipes of Ø 75, 90, 110, 125, 160, 200 mm. 2 pipe rests with pipe rest inserts Ø 75, 90, 110, 125, 160, 200, 250 mm. Sheet steel base with built-in drawer. Work key. Closed sheet metal cabinet = carrying case.

| | Art.-No. | |
|---|---|---|
| | 254025 | |

Accessories

| Description | Art.-No. | |
|---|---|---|
| **Planing blade** (piece) | 254103 | |



# REMS SSM 315RF

Butt welding machine

Compact, easy-to-transport high-performance machine for sanitary installation, drain pipe installation, chimney reconstruction with PVDF pipes. For job site and workshop.

Plastic pipes and fittings
in PB, PE, PP, PVDF — Ø 90–315 mm

| | |
|---|---|
| PE Ø 90–180 mm | SDR ≥ 6 |
| PE Ø 90–200 mm | SDR ≥ 7,4 |
| PE Ø 90–225 mm | SDR ≥ 9 |
| PE Ø 90–250 mm | SDR ≥ 13,6 |
| PE Ø 90–280 mm | SDR ≥ 17 |
| PE Ø 90–315 mm | SDR ≥ 21 |



## REMS SSM 315RF – convenient for job site and workshop.

### Design
Compact, robust, job site-proven. Weight including tubular stand on wheels 154 kg.

- Base frame in aluminium cast
- Free suspension of butt welding unit for exact alignment of the faces to be welded
- Electric facing cutter unit for plane-parallel machining of pipe ends
- Smooth sliding, roller-bearing mounting of butt welding unit and electric facing cutter unit
- Quick clamping device
- Pressing device, clear scale for easy reading of jointing pressure, clamping handle for pressure holding
- Standard supply with tubular wheel stand for secure standing and easy transport.

### Heating element according to DVS
Plate-shaped, plane-parallel heating element according to DVS. Electric heater embedded in corrosion-resistant cast aluminium for indirect heat transfer. High-quality, long-lasting PTFE coating prevents adherence of plastic remnants as well as oxidizing, and enables easy cleaning. Ideal temperature distribution and constant temperature at the complete working area.

### Electronic temperature control
Adjustable temperature 180–290°C, preset for PE pipes. The electronic temperature control automatically controls the preset temperature within the permitted range according to DVS. Temperature control lamp and power control lamp.



### Facing cutter unit
Electric facing cutter unit with special, high torque universal motor, 500 W, for plane-parallel machining of one or both pipe ends according to DVS. Fast positioning of facing cutter with proven safety switch. Closed facing cutter housing. Specially hardened and specially ground planing blades guarantee easy, vibration-free planing.

### Quick clamping device
Sturdy quick clamping devices made of nickel-plated steel which grip the pipe all round, for pipes of Ø 315 mm. 4 clamping inserts each for pipes of Ø 90, 110, 125, 160, 200, 250 mm. Clamping inserts available for pipes of Ø 140, 180, 225, 280 mm.

### Pipe supports
Multiple adjustment, easy positioning of pipe supports for pipes Ø 315 mm for supporting and easy axial alignment of pipes and fittings. 2 pipe rest inserts each for pipes of Ø 90, 110, 125, 160, 200, 250 mm. Pipe rest inserts available for pipes of Ø 140, 180, 225, 280 mm.




## Supply format

**REMS SSM 315RF.** Butt welding machine for plastic pipes and fittings in PB, PE, PP, PVDF. PE Ø 90–180 mm SDR ≥ 6, PE Ø 90–200 mm SDR ≥ 7,4, PE Ø 90–225 mm SDR ≥ 9, PE Ø 90–250 mm SDR ≥ 13,6, PE Ø 90–280 mm SDR ≥ 17, PE Ø 90–315 mm SDR ≥ 21. Butt welding unit with PTFE-coated heating element 230 V, 50–60 Hz, 3000 W. Adjustable temperature 180–290°C, preset for PE pipes. Electronic temperature control. Electric facing cutter unit 230 V, 50–60 Hz, 500 W. Pressing device. 2 quick clamping devices Ø 315 mm with 2 clamping inserts each for pipes of Ø 90, 110, 125, 160, 200, 250 mm. 2 pipe supports Ø 315 mm with pipe support inserts Ø 90, 110, 125, 160, 200, 250 mm. Ring spanner. Boxes for clamping and pipe rest inserts. Tubular stand on wheels.

| | Art.-No. | |
|---|---|---|
| | 255020 | |

Accessories

| Description | Art.-No. | |
|---|---|---|
| **Planing blade** (piece) | 255103 | |



# REMS SSG

Powerful electric tools for efficient butt welding.
Can be used anywhere, free-hand or on the work bench.

Plastic pipes and fittings
in PB, PE, PP, PVDF Ø ≤ 280 mm



**REMS SSG – heating element according to DVS.**
**Electronic temperature control.**
**High-quality PTFE coating.**

## Design

Handy, light, safe. Free-hand or work bench assembly. Supplied as standard with supporting stand. Bench support available as accessory for mounting the unit in a horizontal or vertical position.

## Heating element according to DVS

Plate-shaped, plane parallel heating element according to DVS. Electric heater embedded in corrosion-resistant cast aluminium for indirect heat transfer. High-quality, long-lasting PTFE coating prevents adherence of plastic remnants as well as oxidizing, and enables easy cleaning. Ideal temperature distribution and constant temperature at the complete working area.

## Electronic temperature control

Adjustable temperature 180–290°C, preset for PE pipes. The electronic temperature control automatically controls the preset temperature within the permitted range according to DVS. Temperature control lamp and power control lamp.







## Supply format

**REMS MSG.** Butt welding unit for plastic pipes and fittings in PB, PE, PP, PVDF. PTFE-coated heating element 230 V, 50–60 Hz. Adjustable temperature 180–290°C, preset for PE pipes. Electronic temperature control. Support stand. In a carton.

| Description | Heating element Ø mm | Pipes Ø ≤ mm | Power W | Art.-No. | |
|---|---|---|---|---|---|
| **110/45° EE** | 125 | 110 | 500 | 250020 | |
| **125 EE** | 145 | 125 | 700 | 250120 | |
| **180 EE** | 200 | 180 | 1200 | 250220 | |
| **280 EE** | 300 | 280 | 1300 | 250320 | |

Accessories

| Description | Art.-No. | |
|---|---|---|
| **Bench support for mounting the unit** in a horizontal or vertical position | | |
| REMS SSG 110/45°, 125, 180 | 250041 | |
| REMS SSG 280 | 250341 | |
| **Steel case** | | |
| REMS SSG 110/45° | 250042 | |
| REMS SSG 125 | 250142 | |
| REMS SSG 180 | 250242 | |
| REMS SSG 280 | 250342 | |
| **Protection cover for heating element** | | |
| REMS SSG 110, 110/45°, 125 | 250143 | |
| REMS SSG 180 | 250243 | |
| REMS SSG 280 | 250343 | |





# Diamond core drilling
# Diamond chasing and cutting machine
# Wet and dry suction


| | | |
|---|---|---|
|  | Electric diamond core drilling machines | 220 |
|  | Drill stands | 228 |
|  | Universal diamond core drilling crowns | 230 |
|  | Universal diamond core drilling crowns LS | 231 |
|  | Tile drilling | 232 |
|  | Diamond chasing and cutting machines | 234 |
|  | Diamond cutting discs | 235 |
|  | Dry and wet extractor | 236 |

# REMS Picus S1

Electric diamond core drilling machine

Compact, handy power tool for core drilling, e.g. in concrete, steel-reinforced concrete, all kinds of masonry, natural stone, asphalt, all kinds of screed. Dry or wet drilling, hand held or with drill stand. For trade and industry.

| | |
|---|---|
| Concrete, steel-reinforced concrete | up to Ø 102 (132) mm |
| Masonry and others | up to Ø 162 mm |

REMS Universal diamond core drilling crowns, also suitable for drive machines of other makes, see page 230 – 231.







**REMS Picus S1 – Core drilling instead of chiselling. Easy, fast, vibration-free.**

**1 system – 4 applications. Ideal for plumbers.**

## Universal use

Universal drive machine for dry or wet drilling, hand held or with drill stand. Can be used anywhere, in narrow angles, flush with the wall. For many materials. For pipeline and cable ducting, ventilation channels, test core drilling.

## System advantage

Only **one** type of universal diamond core drilling crowns for all REMS Picus drive machines and other suitable makes of drive machines. Therefore simple, low cost storage. No confusion possible.

## Design

Compact, handy drive machine for vibration-free core drilling, with drilling crown connecting thread UNC 1¼ male, BSPP ½ female. Robust, suitable for the building site. Extra light, only 5.2 kg. Simple, fast work, e.g. 200 mm in steel-reinforced concrete Ø 62 mm in only 3 min. Practical spade handle and stabiliser for hand held drilling. Throat Ø 60 mm for holding the drive machine in the drill stand. Water supply for wet drilling, with adjustable shut-off valve and quick-coupling with water stop and hose connection ½". Suction rotor for sucking off dust for dry drilling with connection for conventional vacuum cleaner, as accessory.

## Drive

Robust, powerful 1850 W universal motor. Load speed drilling spindle 580 rpm. Stable, maintenance-free gear. Blocking protection by safety slip clutch. Tip switch with lock. Connecting cable with integrated personal protection switch (PRCD).

## Multifunction electronics

Multifunction electronics with start-up current limiting for soft starting for delicate drilling start, automatic idle speed limiting for noise reduction and preservation of the motor, overload and blocking protection for motor and gear.

## Universal diamond core drilling crowns

Universally usable for dry and wet drilling, hand held or with drill stand. Optionally REMS Universal diamond core drilling crowns, inductively soldered, resolderable or REMS Universal diamond core drilling crowns LS, laser welded, high temperature-resistant (page 230 – 231). Connecting thread UNC 1¼ female. Drilling depth 420 mm. Specially developed, high quality diamond segments with high diamond percentage and special bonding, for excellent drilling performance and very long life. Ideal for universal applications in steel-reinforced concrete and masonry. Adapter for using the REMS Universal diamond core drilling crowns in drive machines of other makes, as accessory. Light loosening ring, for light loosening of the diamond core crown, as accessory.

## Dust extraction in accordance with EN 60335-2-69

When working with mineral building materials, e.g. concrete, steel-reinforced concrete, masonry and screed, a high degree of mineral dust containing quartz is produced which is harmful to the health. Inhalation of quartz fine dust is harmful to the health. EN 60335-2-69 prescribes the use of at least one safety extractor of dust class M for the extraction of health hazardous dusts with an exposure limit/work place limit of > 0.1 mg/m³). Observe the national regulations.

Suction rotor for dust extraction in dry drilling with connection for REMS Pull and other suitable extractors, as accessory. REMS Pull M, wet and dry dust extractor, certified for extracting health hazardous dusts of dust class M, see page 236.

## Water extractor unit

Water extractor unit for wet drilling up to Ø 170 mm, consisting of a water collector ring with connection for REMS Pull or other suitable wet extractors, compression ring, rubber washer Ø 200 mm, adaptable to diameter of the drill crown and universal pressure pad for all REMS drill stands, as accessory.

## Drill stand

REMS Simplex 2 or REMS Titan drill stands can be used optionally, see page 228.



REMS Simplex 2



REMS Titan

# REMS Picus S1

Electric diamond core drilling machine



REMS Picus S1 Basic-Pack



REMS Picus S1 Set 62

## Supply format

**REMS Picus S1 Basic-Pack.** Electric diamond core drilling machine for core drilling in concrete, steel-reinforced concrete up to Ø 102 (132) mm, masonry and other materials up to Ø 162 mm. For dry and wet drilling, hand held or with drill stand. Drive machine with drilling crown connecting thread UNC 1¼ male, BSPP ½ female, maintenance-free gear with safety slip clutch, universal motor 230 V, 50–60 Hz, 1850 W. Multifunction electronics with soft starting, idle speed limiting, overload protection, blocking protection. Touch switch with lock. Personal protection switch (PRCD). Load speed drilling spindle 580 rpm. Water supply device with adjustable shut-off valve and quick coupling with water stop and ½" hose connection. Stabiliser. Starting aid BSPP ½ with drill Ø 8 mm, Allen key size 3. Single open-ended wrench size 32. In sturdy steel case.

| | Art.-No. | |
|---|---|---|
| | 180010 | |

Other voltages on request.

## Supply format

**REMS Picus S1 Set 62.** REMS Picus S1 Basic-Pack with REMS Universal diamond core drilling crown UDKB Ø 62 mm.

| | Art.-No. | |
|---|---|---|
| | 180020 | |

Other voltages on request.

## Supply format

**REMS Picus S1 Set 62 Simplex 2.** REMS Picus S1 Basic-Pack with REMS Universal diamond core drilling crowns UDKB Ø 62 mm a REMS Simplex 2 drilling stand including tools and fastening kit for masonry and concrete.

| | Art.-No. | |
|---|---|---|
| | 180031 | |

Other voltages on request.




REMS Picus S1 Set 62 Simplex 2

## Accessories

| Description | Art.-No. | |
|---|---|---|
| **REMS Picus S1 drive unit** | 180000 | |
| **Steel case** with inlay | 180600 | |
| **REMS Universal diamond core drilling crowns,** inductively soldered, resolderable, see page 230. | | |
| **REMS universal diamond core drilling crowns LS,** laser welded, high temperature-resistant, see page 231. | | |
| **REMS Pull L / M,** dry and wet extractors, see page 236 | | |
| Additional accessories see page 228–229. | | |





# REMS Picus S3

Electric diamond core drilling machine

Powerful, handy power tool for core drilling, e.g. in concrete, steel-reinforced concrete, all kinds of masonry, natural stone, asphalt, all kinds of screed. Dry or wet drilling, hand held or with drill stand. For trade and industry.

| | |
|---|---|
| Concrete, steel-reinforced concrete | up to Ø 152 (200) mm |
| Masonry and others | up to Ø 250 mm |

REMS Universal diamond core drilling crowns, also suitable for drive machines of other makes, see page 230 – 231.



**REMS Picus S3 – Core drilling instead of chiselling. Easy, fast, vibration-free.**

**1 system – 4 applications. Ideal for plumbers.**

## Universal use

Universal drive machine for dry or wet drilling, hand held or with drill stand. Can be used anywhere, in narrow angles, flush with the wall. Extremely versatile and efficient, e.g. drilling in steel-reinforced concrete, masonry and other materials. For pipeline and cable ducting, ventilation channels, test core drilling.

## System advantage

Only **one** type of universal diamond core drilling crowns for all REMS Picus drive machines and other suitable makes of drive machines. Therefore simple, low cost storage. No confusion possible.

## Design

Compact, handy drive machine for vibration-free core drilling, with drilling crown connecting thread UNC 1¼ male, BSPP ½ female. Robust, suitable for the building site. Only 7.4 kg. Simple, fast work, e.g. 200 mm in steel-reinforced concrete Ø 62 mm in only 3 min. Practical spade handle and stabiliser for hand held drilling. Throat Ø 60 mm for holding the drive machine in the drill stand. Water supply for wet drilling, with adjustable shut-off valve and quick-coupling with water stop and hose connection ½". Suction rotor for sucking off dust for dry drilling with connection for conventional vacuum cleaner, as accessory.





## Drive

Robust, powerful 2200 W universal motor. Stable, maintenance-free 3-speed gear for optimum selection of load speed according to the drilling diameter. Load speed drilling spindle 530 rpm, 1280 rpm, 1780 rpm. Blocking protection by safety slip clutch. Tip switch with lock. Connecting cable with integrated personal protection switch (PRCD).

## Multifunction electronics

Multifunction electronics with start-up current limiting for soft starting for delicate drilling start, automatic idle speed limiting for noise reduction and preservation of the motor, overload and blocking protection for motor and gear.

## Universal diamond core drilling crowns

Universally usable for dry and wet drilling, hand held or with drill stand. Optionally REMS Universal diamond core drilling crowns, inductively soldered, resolderable or REMS Universal diamond core drilling crowns LS, laser welded, high temperature-resistant (page 230 – 231). Connecting thread UNC 1¼ female. Drilling depth 420 mm. Specially developed, high quality diamond segments with high diamond percentage and special bonding, for excellent drilling performance and very long life. Ideal for universal applications in steel-reinforced concrete and masonry. Adapter for using the REMS Universal diamond core drilling crowns in drive machines of other makes, as accessory. Light loosening ring, for light loosening of the diamond core crown, as accessory.

## Dust extraction in accordance with EN 60335-2-69

When working with mineral building materials, e.g. concrete, steel-reinforced concrete, masonry and screed, a high degree of mineral dust containing quartz is produced which is harmful to the health. Inhalation of quartz fine dust is harmful to the health. EN 60335-2-69 prescribes the use of at least one safety extractor of dust class M for the extraction of health hazardous dusts with an exposure limit/work place limit of > 0.1 mg/m³). Observe the national regulations.

Suction rotor for dust extraction in dry drilling with connection for REMS Pull and other suitable extractors, as accessory. REMS Pull M, wet and dry dust extractor, certified for extracting health hazardous dusts of dust class M, see page 236.

## Water extractor unit

Water extractor unit for wet drilling up to Ø 170 mm, consisting of a water collector ring with connection for REMS Pull or other suitable wet extractors, compression ring, rubber washer Ø 200 mm, adaptable to diameter of the drill crown and universal pressure pad for all REMS drill stands, as accessory.

## Drill stand

REMS Simplex 2 or REMS Titan drill stands can be used optionally, see page 228.



REMS Simplex 2



REMS Titan

# REMS Picus S3

Electric diamond core drilling machine



REMS Picus S3 Basic-Pack



REMS Picus S3 Set Titan




REMS Picus S3 Set 62-82-132 Titan

## Supply format

**REMS Picus S3 Basic-Pack.** Electric diamond core drilling machine for core drilling in concrete, steel-reinforced concrete up to Ø 152 (200) mm, masonry and other materials up to Ø 250 mm. For dry and wet drilling, hand held or with drill stand. Drive machine with drilling crown connecting thread UNC 1¼ male, BSPP ½ female, maintenance-free 3-speed gear with safety slip clutch, universal motor 230 V, 50–60 Hz, 2200 W. Multifunction electronics with soft starting, idle speed limiting, overload protection, blocking protection. Touch switch with lock, personal protection switch (PRCD). Load speed drilling spindle 530 rpm, 1280 rpm, 1780 rpm. Water supply with adjustable shut-off valve and quick-coupling with water stop and hose connection ½". Stabiliser. Starting aid BSPP ½, Allen key size 3. Single open-ended wrench size 32. In sturdy steel case.

| | Art.-No. | |
|---|---|---|
| | 180011 | |

Other voltages on request.

## Supply format

**REMS Picus S3 Set Titan.** REMS Picus S3 Basic-Pack with REMS Titan drilling stand including fastening kit for masonry and concrete.

| | Art.-No. | |
|---|---|---|
| | 180029 | |

Other voltages on request.

## Supply format

**REMS Picus S3 Set 62-82-132 Titan.** REMS Picus S3 Basic-Pack with REMS Universal diamond core drilling crowns UDKB Ø 62-82-132 mm and REMS Titan drilling stand including fastening kit for masonry and concrete.

| | Art.-No. | |
|---|---|---|
| | 180028 | |

Other voltages on request.

## Accessories

| Description | Art.-No. | |
|---|---|---|
| **REMS Picus S3 drive unit** | 180001 | |
| **Steel case** with inlay | 180600 | |
| **REMS Universal diamond core drilling crowns,** inductively soldered, resolderable, see page 230. | | |
| **REMS universal diamond core drilling crowns LS,** laser welded, high temperature-resistant, see page 231. | | |
| **REMS Pull L / M,** dry and wet extractors, see page 236 | | |
| Additional accessories see page 228–229. | | |





# REMS Picus SR

Electric diamond core drilling machine
with speed regulation

Compact, handy power tool for core drilling, e.g. in concrete, steel-reinforced concrete, all kinds of masonry, natural stone, asphalt, all kinds of screed. With speed regulation. Dry or wet drilling, hand held or with drill stand. For trade and industry.

| | |
|---|---|
| Concrete, steel-reinforced concrete | up to Ø 162 (200) mm |
| Masonry and others | up to Ø 250 mm |

REMS Universal diamond core drilling crowns, also suitable for drive machines of other makes, see page 230–231.

**REMS Picus SR – Core drilling instead of chiselling. Easy, fast, vibration-free. With speed regulation.**

**1 system – 4 applications. Ideal for plumbers.**

## Universal use
Universal drive machine for dry or wet drilling, hand held or with drill stand. Can be used anywhere, in narrow angles, flush with the wall. Extremely versatile and efficient, e.g. drilling in steel-reinforced concrete, masonry and other materials. For pipeline and cable ducting, ventilation channels, test core drilling.

## System advantage
Only **one** type of universal diamond core drilling crowns for all REMS Picus drive machines and other suitable makes of drive machines. Therefore simple, low cost storage. No confusion possible.

## Design
Compact, handy drive machine for vibration-free core drilling, with drilling crown connecting thread UNC 1¼ male, BSPP ½ female. Robust, suitable for the building site. Extra light, only 6.4 kg. Simple, fast work, e.g. 200 mm in steel-reinforced concrete Ø 62 mm in only 3 min. Practical spade handle and stabiliser for hand held drilling. Throat Ø 60 mm for holding the drive machine in the drill stand. Water supply for wet drilling, with adjustable shut-off valve and quick-coupling with water stop and hose connection ½". Suction rotor for sucking off dust for dry drilling with connection for conventional vacuum cleaner, as accessory.

## Drive
Robust, powerful 2200 W universal motor. Temperature control of the motor's field wires with a PTC resistor (Positive Temperature Coefficient) as overheating protection. Stable, maintenance-free, 2-step gear. Blocking protection by safety slip clutch. Tip switch with lock. Connecting cable with integrated personal protection switch (PRCD).

## Speed-Regulation
Stepless electronic speed regulation of the drive machine for selecting the speed according to the material. The speed is steplessly adjustable on the dial: 250 rpm to 500 rpm (1st gear) or 600 rpm to 1200 rpm (2nd gear). The electronic speed control that is being used keeps the selected speed constant, also under load. Advantage: The optimum drilling speed (load speed) selected for the respective material and the drilling crown diameter remains constant for the entire duration of the drilling. For the best drilling performance and maximum life of the drilling crowns.

## Multifunction electronics
Multifunction electronics with start-up current limiting for soft starting for delicate drilling start, automatic idle speed limiting for noise reduction and preservation of the motor, overload and blocking protection for motor and gear.

## Universal diamond core drilling crowns
Universally usable for dry and wet drilling, hand held or with drill stand. Optionally REMS Universal diamond core drilling crowns, inductively soldered, resolderable or REMS Universal diamond core drilling crowns LS, laser welded, high temperature-resistant (page 230–231). Connecting thread UNC 1¼ female. Drilling depth 420 mm. Specially developed, high quality diamond segments with high diamond percentage and special bonding, for excellent drilling performance and very long life. Ideal for universal applications in steel-reinforced concrete and masonry. Adapter for using the REMS Universal diamond core drilling crowns in drive machines of other makes, as accessory. Light loosening ring, for light loosening of the diamond core crown, as accessory.

## Drill stand
REMS Simplex 2 or REMS Titan drill stands can be used optionally, see page 228.

## Dust extraction in accordance with EN 60335-2-69
When working with mineral building materials, e.g. concrete, steel-reinforced concrete, masonry and screed, a high degree of mineral dust containing quartz is produced which is harmful to the health. Inhalation of quartz fine dust is harmful to the health. EN 60335-2-69 prescribes the use of at least one safety extractor of dust class M for the extraction of health hazardous dusts with an exposure limit/work place limit of > 0.1 mg/m³). Observe the national regulations.

Suction rotor for dust extraction in dry drilling with connection for REMS Pull and other suitable extractors, as accessory. REMS Pull M, wet and dry dust extractor, certified for extracting health hazardous dusts of dust class M, see page 236.





Tested by electrosuisse

German Quality Product

With speed regulation for the best drilling performance and maximum life of the drilling crowns.



REMS Simplex 2



REMS Titan

# REMS Picus SR

Electric diamond core drilling machine
with speed regulation

## Water extractor unit

Water extractor unit for wet drilling up to Ø 170 mm, consisting of a water collector ring with connection for REMS Pull or other suitable wet extractors, compression ring, rubber washer Ø 200 mm, adaptable to diameter of the drill crown and universal pressure pad for all REMS drill stands, as accessory.



REMS Picus SR Basic-Pack



REMS Picus SR Set Titan




REMS Picus SR Set 62-82-132 Titan

## Supply format

**REMS Picus SR Basic-Pack.** For core drilling in concrete, steel-reinforced concrete up to Ø 162 (200) mm, masonry and other materials up to Ø 250 mm. For dry or wet drilling, hand held or with drill stand. Drive machine with drilling crown connection thread UNC 1¼ male, G ½ female, maintenance-free 2-step gear with safety slip clutch, universal motor 230 V, 50–60 Hz, 2200 W. Stepless electronic speed regulation 250 rpm to 500 rpm (1st gear) or 600 rpm to 1200 rpm (2nd gear), overheating protection. Multifunction electronics with soft starting, idle speed limiting, overload protection, blocking protection. Touch switch with lock. Personal protection switch (PRCD). Water supply device with adjustable shut-off valve and quick coupling with water stop and ½" hose connection. Stabiliser. Single open ended wrench size 32. In sturdy steel case.

| | Art.-No. | |
|---|---|---|
| | 183010 | |

Other voltages on request.

## Supply format

**REMS Picus SR Set Titan.** REMS Picus SR Basic-Pack with REMS Titan drilling stand including fastening kit for masonry and concrete.

| | Art.-No. | |
|---|---|---|
| | 183022 | |

Other voltages on request.

## Supply format

**REMS Picus SR Set 62-82-132 Titan.** REMS Picus SR Basic-Pack with REMS Titan drilling stand including fastening kit for masonry and concrete and REMS Universal diamond core drilling crowns UDKB Ø 62-82-132 mm.

| | Art.-No. | |
|---|---|---|
| | 183023 | |

Other voltages on request.

## Accessories

| Description | Art.-No. | |
|---|---|---|
| **REMS Picus SR drive unit** | 183000 | |
| **Spacer set,** for additional fastening of the REMS Picus SR drive machine to the REMS Titan drilling stand, consisting of spacer and two M 8 x 65 cylinder head screws | 183632 | |
| **Steel case** with inlay | 180600 | |
| **REMS Universal diamond core drilling crowns,** inductively soldered, resolderable, see page 230. | | |
| **REMS universal diamond core drilling crowns LS,** laser welded, high temperature-resistant, see page 231. | | |
| **REMS Pull L / M,** dry and wet extractors, see page 236 | | |
| Additional accessories see page 228–229. | | |









# REMS Picus S2/3,5

Electric diamond core drilling machine

Powerful. robust core drilling machine for core drilling, e.g. in concrete, steel-reinforced concrete, all kinds of masonry, natural stone, asphalt, all kinds of screed. Dry or wet drilling with drill stand. For installation, metalwork, industry.

Concrete, steel-reinforced concrete, masonry and others Ø 40 – 300 mm

REMS Universal diamond core drilling crowns, also suitable for drive machines of other makes, see page 230 – 231.



## REMS Picus S2/3,5 – Core drilling instead of chiselling. Easy, fast, vibration-free.

### Universal use

Universal drive machine for dry or wet drilling, hand held or with drill stand. Can be used anywhere, in narrow angles, flush with the wall. Extremely versatile and efficient, e.g. drilling in steel-reinforced concrete, masonry and other materials. For pipeline and cable ducting, ventilation channels, test core drilling.

### System advantage

Only **one** type of universal diamond core drilling crowns for all REMS Picus drive machines and other suitable makes of drive machines. Therefore simple, low cost storage. No confusion possible.

### Design

Compact, handy drive machine for vibration-free core drilling, with drilling crown connecting thread UNC 1¼ male. Light loosening ring, for light loosening of the diamond core crowns. Compact, robust, suitable for the building site. Weight just 14.4 kg. Simple, fast work, e.g. 200 mm in steel-reinforced concrete Ø 62 mm in only 2 min. Clamping plate for fast clamping to the drill stand. Water supply for wet drilling, with adjustable shut-off valve and quick coupling with water stop and hose connection ½".

### Drive

Robust, powerful 3420 W universal motor. Stable, maintenance-free 2-speed gear for optimum selection of load speed according to the drilling diameter. Load speed drilling spindle 320 rpm, 760 rpm. Blocking protection by safety slip clutch. Rocker switch. Connecting cable with integrated personal protection switch (PRCD).

### Multifunction electronics

Multifunction electronics with start-up current limiting for soft starting for delicate drilling start, automatic idle speed limiting for noise reduction and preservation of the motor, overload and blocking protection for motor and gear.

### Universal diamond core drilling crowns

Universally usable for dry and wet drilling, hand held or with drill stand. Optionally REMS Universal diamond core drilling crowns, inductively soldered, resolderable or REMS Universal diamond core drilling crowns LS, laser welded, high temperature-resistant (page 230 – 231). Connecting thread UNC 1¼ female. Drilling depth 420 mm. Specially developed, high quality diamond segments with high diamond percentage and special bonding, for excellent drilling performance and very long life. Ideal for universal applications in steel-reinforced concrete and masonry. Adapter for using the REMS Universal diamond core drilling crowns in drive machines of other makes, as accessory. Light loosening ring, for light loosening of the diamond core crown, as accessory.

### Water extractor unit

Water extractor unit for wet drilling up to Ø 170 mm, consisting of a water collector ring with connection for REMS Pull or other suitable wet extractors, compression ring, rubber washer Ø 200 mm, adaptable to diameter of the drill crown and universal pressure pad for all REMS drill stands, as accessory.

### Drill stand REMS Titan

Robust, highly stable drilling stand for core drilling in steel-reinforced concrete and other materials up to Ø 300 mm. For high demands. Drill column made of rigid, unbendable square precision steel tube ⍁ 50 mm, with extra narrow tolerance, for low-vibration guiding of the slide. Continuously tiltable with degree scale up to 45°, with double support by adjustable, single-part steel girders, for maximum thrust pressure. Highly stable, 3-sided guidance of the drill column in the base plate and triple cross fastening for high rigidity in vertical drilling. 4 Eyebolts for levelling unevenness of the floor, for exact standing position. Drill depth scale. Slide guided on all sides by adjustable, pretensioned plastic slide bearings. Precision in-feed drive ensures easy, low-vibration drilling and precise, low-vibration drill thrust. For high thrust pressure and long life of the drilling crowns. Spirit level integrated in the slide for exact alignment of the drill stand. Locking of the slide for simple assembly of the drilling crown and safe transport. Rigid connection plate made of wear-resistant spheroidal iron. Quick-clamping device for accommodating drive units with a suitable connection plate. Highly stable clamping bracket, unbendable and rigid, for accommodating drive units with Ø 60 mm clamping throat. Rack and pinion force transmission with ergonomically designed pressing lever which can be inserted in both sides of the slide. Wide steel rack. Base plate with groove for sealing ring of the vacuum fastening. Vacuum fastening as accessory. Drill column with adjustable clamping head for clamping the drill stand between the ceiling and floor or between two walls. Mobile drill stand for easy transport. Weight 19.5 kg.

With tools, consisting of Allen key size 6, single open ended wrench size SW 19 and SW 30 and fastening kit for masonry and concrete, consisting of 2 M12 splaying anchors, 10 M12 hammer anchors for concrete, setting iron for M12 hammer anchors, cord threaded bar M12 × 65, quick clamping nut, washer, carbide masonry drill Ø 15 mm SDS-plus, in box.







REMS Titan

# REMS Picus S2/3,5

Electric diamond core drilling machine

## Supply format

**REMS Picus S2/3,5 Basic-Pack.** Electric diamond core drilling machine for core drilling in concrete, steel-reinforced concrete, all kinds of masonry, natural stone, asphalt, all kinds of screed, up to Ø 300 mm. For dry and wet drilling with drill stand. Drive machine with drilling crown connecting thread UNC 11/4 male, maintenance-free 2-speed gear with safety slip clutch, universal motor 230 V, 50 – 60 Hz, 3420 W. Multifunction electronics with soft starting, idle speed limiting, overload protection, blocking protection. Touch switch with lock. Personal protection switch (PRCD). Load speed drilling spindle 320 rpm, 760 rpm. Water supply device with adjustable shut-off valve and quick coupling with water stop and hose connection ½". Light loosening ring. Single open-ended wrench size 32.
In a carton.

| | Art.-No. | |
|---|---|---|
| | 180012 | |

Other voltages on request.





## Supply format

**REMS Picus S2/3,5 Set Titan.** REMS Picus SR/3.5 Basic-Pack with REMS Titan drilling stand including fastening kit for masonry and concrete.

| | Art.-No. | |
|---|---|---|
| | 180030 | |

Other voltages on request.

## Accessories

| Description |
|---|
| **REMS Universal diamond core drilling crowns,** inductively soldered, resolderable, see page 230. |
| **REMS universal diamond core drilling crowns LS,** laser welded, high temperature-resistant, see page 231. |
| **REMS Pull L / M,** dry and wet extractors, see page 236 |
| Additional accessories see page 228 – 229. |





# Drill stands

Accessories for REMS Picus S1, REMS Picus S3, REMS Picus SR, REMS Picus S2/3,5 and other makes

## Supply format

**REMS Simplex 2.** Robust, handy drilling stand for core drilling up to Ø 200 mm. Drill column made of rigid, unbendable square precision steel tube ⏍ 50 mm, with extra narrow tolerance, for low-vibration guiding of the slide. Drilling column guided in sturdy stand and double bolted for high rigidity during drilling. Steel section stand. 4 Set screws for levelling unevenness of the floor, for exact standing position. Clamping bracket for holding drive machines with clamping throat Ø 60 mm. Slide guided on all sides by adjustable, pretensioned plastic slide bearings. Precision in-feed drive ensures easy, low-vibration drilling and precise, low-vibration drill thrust. For high thrust pressure and long life of the drilling crowns. Spirit level integrated in the slide for exact alignment of the drill stand. Locking of the slide for simple assembly of the drilling crown and safe transport. Stable clamping bracket, unbendable and rigid, for accommodating drive units with Ø 60 mm clamping throat. Rack and pinion force transmission with ergonomically designed pressing lever which can be inserted in both sides of the slide. Wide steel rack Weight 12 kg.

With tools, consisting of Allen key size 6, single open ended wrench size SW 19 and SW 30 and fastening kit for masonry and concrete, consisting of 2 M12 splaying anchors, 10 M12 hammer anchors for concrete, setting iron for M12 hammer anchors, cord threaded bar M12 × 65, quick clamping nut, washer, carbide masonry drill Ø 15 mm SDS-plus, in box.

For REMS Picus S1, REMS Picus S3, REMS Picus SR and other makes.

| | Art.-No. | |
|---|---|---|
| | 183700 | |



## Supply format

**REMS Titan.** Robust, highly stable drilling stand for core drilling in steel-reinforced concrete and other materials up to Ø 300 mm. For high demands. Drill column made of rigid, unbendable square precision steel tube ⏍ 50 mm, with extra narrow tolerance, for low-vibration guiding of the slide. Continuously tiltable with degree scale up to 45°, with double support by adjustable, single-part steel girders, for maximum thrust pressure. Highly stable, 3-sided guidance of the drill column in the base plate and triple cross fastening for high rigidity in vertical drilling. 4 Eyebolts for levelling unevenness of the floor, for exact standing position. Drill depth scale. Slide guided on all sides by adjustable, pretensioned plastic slide bearings. Precision in-feed drive ensures easy, low-vibration drilling and precise, low-vibration drill thrust. For high thrust pressure and long life of the drilling crowns. Spirit level integrated in the slide for exact alignment of the drill stand. Locking of the slide for simple assembly of the drilling crown and safe transport. Rigid connection plate made of wear-resistant spheroidal iron. Quick-clamping device for accommodating drive units with a suitable connection plate. Highly stable clamping bracket, unbendable and rigid, for accommodating drive units with Ø 60 mm clamping throat. Rack and pinion force transmission with ergonomically designed pressing lever which can be inserted in both sides of the slide. Wide steel rack. Base plate with groove for sealing ring of the vacuum fastening. Vacuum fastening as accessory. Drill column with adjustable clamping head for clamping the drill stand between the ceiling and floor or between two walls. Mobile drill stand for easy transport Weight 19.5 kg.

With tools, consisting of Allen key size 6, single open ended wrench size SW 19 and SW 30 and fastening kit for masonry and concrete, consisting of 2 M12 splaying anchors, 10 M12 hammer anchors for concrete, setting iron for M12 hammer anchors, cord threaded bar M12 × 65, quick clamping nut, washer, carbide masonry drill Ø 15 mm SDS-plus, in box.

System advantage: For REMS Picus S1, REMS Picus S3, REMS Picus SR, REMS Picus S2/3,5 and other makes.

| | Art.-No. | |
|---|---|---|
| | 183600 | |



# Accessories

For REMS Picus S1, REMS Picus SR, REMS Picus S3, REMS Picus S2/3,5 and other makes

| Description | Art.-No. | |
|---|---|---|
| **Water pressure tank** for 10 ltr of water, for wet drilling without water connection | 182006 | |
| **Titan drilling template** for easy setting of the fastening holes. For REMS Titan drilling stand. | 183605 | |
| **Carbide masonry drills Ø 15 mm SDS-plus** for hammer anchors M12 | 079018 | |
| **Hammer anchor M12 (pack of 50)**, for concrete | 079005 | |
| **Setting iron for hammer anchor M12** | 182050 | |
| **Carbide masonry drill Ø 20 mm SDS-plus** for splaying anchors M12 | 079019 | |
| **Splaying anchor M12 (pack of 10)**, for masonry, reusable | 079006 | |
| **Quick clamping set 160** for fastening the drilling stand with anchors, consisting of cord threaded bar 160 mm with M12 × 52 thread, quick clamping nut, washer. | 079010 | |
| **Quick clamping set 500** for fastening the drilling stand without anchor, consisting of cord threaded bar 500 mm, 2 quick clamping nuts, 2 washers | 183607 | |
| **Titan vacuum fastening,** consisting of cover plate with nipple for ⅜" screw connection and sealing ring for base plate. | 183603 | |
| **Vacuum pump,** for vacuum ≤ -900 mbar (90%), consisting of dry running rotary slide pump, oil-free, performance 6 m3/h, condenser motor 230 V, 50–60 Hz, 250 W, splash water-protected, inside suction filter with silencer function and 5 m PVC fabric hose with bayonet coupling. | 183670 | |
| **Laser drilling centre pointer** | 183604 | |
| **G ½ drill aid** with carbide masonry drill Ø 8 mm | 180150 | |
| **Carbide masonry drill Ø 8 mm** for drilling aid | 079013 | |
| **Single open ended wrench size 41** for loosening the universal diamond core drilling crowns | 079003 | |
| **Light loosening ring,** for light loosening of the diamond core crown | 180015 | |
| **Drilling crown extension 200 mm** | 180155 | |
| **Sharpening stone** for diamond core drilling crowns | 079012 | |
| **Spirit level,** magnetic, with 3 indicators for setting the stand 3-dimensionally | 182009 | |
| **Suction rotor for dust extraction** with G ½ male connecting thread, UNC 1¼ male connecting thread and with connection for REMS Pull and other suitable extractors. | 180160 | |
| **Water suction device,** for wet drilling up to Ø 170 mm, consisting of water collection ring with pressure ring, rubber washer Ø 200 mm and universal pressure pad for all REMS drilling stands. | 183606 | |
| **Rubber washer Ø 200 mm (pack of 10)**, for water suction device | 183675 | |
| **REMS Pull L / M,** dry and wet extractor, certified as extractor and dust extractor for extracting health hazardous dusts in accordance with EN 60335-2-69, see page 236 | | |



# REMS Universal diamond core drilling crowns

For REMS Picus S1, REMS Picus SR, REMS Picus S3, REMS Picus S2/3,5 and other makes

High quality universal diamond core drilling crowns. Inductively soldered. Universally usable for dry and wet drilling, hand held or with drill stand. Ideal for universal applications in steel-reinforced concrete, masonry and many types of material. For installation, metalwork, industry.

Concrete, steel-reinforced concrete, all kinds of masonry, natural stone, asphalt, all kinds of screed and other — Ø 32 – 300 mm




German Quality Product





## REMS Universal diamond core drilling crowns – Inductively soldered. Diamond segments with conical cut for fast, easy and quiet drilling. Versatile for many types of material.

### Ideal for plumbers.

Universally usable for many materials, for dry and wet drilling, hand held or with drill stand.

Single connecting thread UNC 1¼ female. Drilling depth 420 mm.

Specially developed, high quality diamond segments with high diamond percentage and special bonding, for excellent drilling performance and very long life. Ideal for universal applications in steel-reinforced concrete and masonry.

Diamond segments with conical cut (”roof shape”) for fast, easy and quiet drilling. Inductively soldered on fully automatic soldering machines for constant high quality of the soldered connection. Drilling tubes with soldered diamond segments can be resoldered by simple hard soldering.

Light loosening ring, for light loosening of the diamond core crowns, as accessory.

Drive through all REMS Picus drive machines and suitable drive machines of other makes having connecting thread UNC 1¼ male. Adapter for using REMS Universal diamond core drilling crowns in drive machines having other connecting threads, as accessory.




## Supply format

**REMS Universal diamond core drilling crowns.** Inductively soldered, resolderable. Universally usable for dry and wet drilling, hand held or with drill stand. For many materials, e.g. concrete, steel-reinforced concrete, all kinds of masonry, natural stone, asphalt, all kinds of screed. Connecting thread UNC 1¼ female. Drilling depth 420 mm. In a carton.

| Ø × drilling depth × connection | Number of segments | Art.-No. | |
|---|---|---|---|
| **UDKB 32 × 420 × UNC 1¼** | 4 | 181010 | |
| **UDKB 42 × 420 × UNC 1¼** | 4 | 181015 | |
| **UDKB 52 × 420 × UNC 1¼** | 5 | 181020 | |
| **UDKB 62 × 420 × UNC 1¼** | 6 | 181025 | |
| **UDKB 72 × 420 × UNC 1¼** | 7 | 181030 | |
| **UDKB 82 × 420 × UNC 1¼** | 7 | 181035 | |
| **UDKB 92 × 420 × UNC 1¼** | 8 | 181040 | |
| **UDKB 102 × 420 × UNC 1¼** | 8 | 181045 | |
| **UDKB 112 × 420 × UNC 1¼** | 9 | 181050 | |
| **UDKB 125 × 420 × UNC 1¼** | 10 | 181057 | |
| **UDKB 132 × 420 × UNC 1¼** | 11 | 181060 | |
| **UDKB 152 × 420 × UNC 1¼** | 12 | 181065 | |
| **UDKB 162 × 420 × UNC 1¼** | 12 | 181070 | |
| **UDKB 182 × 420 × UNC 1¼** | 12 | 181075 | |
| **UDKB 200 × 420 × UNC 1¼** | 12 | 181080 | |
| **UDKB 225 × 420 × UNC 1¼** | 13 | 181085 | |
| **UDKB 250 × 420 × UNC 1¼** | 14 | 181090 | |
| **UDKB 300 × 420 × UNC 1¼** | 22 | 181095 | |



Accessories

| Description | Art.-No. | |
|---|---|---|
| **Light loosening ring,** for light loosening of the diamond core crown | 180015 | |
| **Drilling crown extension 200 mm** | 180155 | |
| **Adapter UNC 1¼ male – G ½ male** | 180052 | |
| **Adapter UNC 1¼ male – G ½ female** | 180056 | |
| **Adapter UNC 1¼ male – Hilti BI** | 180053 | |
| **Adapter UNC 1¼ male – Hilti BU** | 180054 | |
| **Adapter UNC 1¼ male – Würth** | 180055 | |
| **Sharpening stone** for diamond core drilling crowns | 079012 | |
| **Single open ended wrench size 41** for UDKB | 079003 | |

Additional adapters for using REMS Universal diamond core drilling crowns LS in drive machines of other makes, on request.



# REMS Universal diamond core drilling crowns LS

For REMS Picus S1, REMS Picus SR, REMS Picus S3, REMS Picus S2/3,5 and other makes

High quality universal diamond core drilling crowns. Laser welded. Universally usable for dry and wet drilling, hand held or with drill stand. Ideal for universal applications in steel-reinforced concrete, masonry and many types of material. For installation, metalwork, industry.

Concrete, steel-reinforced concrete, all kinds of masonry, natural stone, asphalt, all kinds of screed and other — Ø 32 – 200 mm




**REMS universal diamond core drilling crowns LS – laser welded. Diamond segments with conical cut for fast, easy and quiet drilling. Versatile for many types of material.**

**Ideal for plumbers.**

Universally usable for many materials, for dry and wet drilling, hand held or with drill stand.

Single connecting thread UNC 1¼ female. Drilling depth 420 mm.

Specially developed, high quality diamond segments with high diamond percentage and special bonding, for excellent drilling performance and very long life. Ideal for universal applications in steel-reinforced concrete and masonry.

Diamond segments with conical cut ("roof shape") for fast, easy and quiet drilling. Inductively soldered on fully automatic soldering machines for constant high quality of the soldered connection. Drilling tubes with soldered diamond segments can be resoldered by simple hard soldering.

Light loosening ring, for light loosening of the diamond core crowns, as accessory.

Drive through all REMS Picus drive machines and suitable drive machines of other makes having connecting thread UNC 1¼ male. Adapter for using REMS Universal diamond core drilling crowns LS in drive machines having other connecting threads, as accessory.








## Supply format

**REMS Universal diamond core drilling crown.** Laser welded! High temperature-resistant! Universally usable for dry and wet drilling, hand held or with drill stand. For many materials, e.g. concrete, steel-reinforced concrete, all kinds of masonry, natural stone, asphalt, all kinds of screed. Connecting thread UNC 1¼ female. Drilling depth 420 mm. In a carton.

| Ø × drilling depth × connection | Number of segments | Art.-No. | |
|---|---|---|---|
| **UDKB LS 32 × 420 × UNC 1¼** | 1 | 181410 | |
| **UDKB LS 42 × 420 × UNC 1¼** | 4 | 181415 | |
| **UDKB LS 52 × 420 × UNC 1¼** | 5 | 181420 | |
| **UDKB LS 62 × 420 × UNC 1¼** | 6 | 181425 | |
| **UDKB LS 72 × 420 × UNC 1¼** | 6 | 181430 | |
| **UDKB LS 82 × 420 × UNC 1¼** | 7 | 181435 | |
| **UDKB LS 92 × 420 × UNC 1¼** | 8 | 181440 | |
| **UDKB LS 102 × 420 × UNC 1¼** | 9 | 181445 | |
| **UDKB LS 112 × 420 × UNC 1¼** | 9 | 181450 | |
| **UDKB LS 125 × 420 × UNC 1¼** | 10 | 181457 | |
| **UDKB LS 132 × 420 × UNC 1¼** | 10 | 181460 | |
| **UDKB LS 152 × 420 × UNC 1¼** | 11 | 181465 | |
| **UDKB LS 162 × 420 × UNC 1¼** | 12 | 181470 | |
| **UDKB LS 182 × 420 × UNC 1¼** | 13 | 181475 | |
| **UDKB LS 200 × 420 × UNC 1¼** | 14 | 181480 | |



## Accessories

| Description | Art.-No. | |
|---|---|---|
| **Light loosening ring,** for light loosening of the diamond core crown | 180015 | |
| **Drilling crown extension 200 mm** | 180155 | |
| **Adapter UNC 1¼ male – G ½ male** | 180052 | |
| **Adapter UNC 1¼ male – G ½ female** | 180056 | |
| **Adapter UNC 1¼ male – Hilti BI** | 180053 | |
| **Adapter UNC 1¼ male – Hilti BU** | 180054 | |
| **Adapter UNC 1¼ male – Würth** | 180055 | |
| **Sharpening stone** for diamond core drilling crowns | 079012 | |
| **Single open ended wrench size 41** for UDKB | 079003 | |

Additional adapters for using REMS Universal diamond core drilling crowns LS in drive machines of other makes, on request.



# REMS tile drilling

Diamond tipped dry drilling crowns for fast, clean drilling in all kinds of tiles. Ideal for assembly and renovation.

Ceramic, fine clay, granite, marble etc.






## REMS tile drilling – for dry drilling.

Can be used universally for dry drilling without hammering in ceramic, fine clay, granite, marble and other materials. No cracking of the tiles.

No water necessary.

Special wax filling inside the dry drilling crown as a cooling lubricant, becomes liquid when heated and cools the dry drilling crown.

Simple, free-hand starting by drill aid with vacuum fastening. Hexagon connection for ¼" bit holders.

Drive by cordless REMS Helix power drill (see page 93) and other electric drills/ screwdrivers (speed ≥ 1,000 rpm).

## Supply format

**REMS tile drilling Set 6-8-10.** Diamond-studded dry drilling crowns with special wax filling. For ceramic, fine clay, granite, marble and other materials. Tile drilling Ø 6, 8, 10 mm, drill aid with vacuum fastening. In blister pack.

| | Art.-No. | |
|---|---|---|
| | 181700 | |



Accessories

| Description | Art.-No. | |
|---|---|---|
| **REMS tile drilling Ø 5 mm** | 181710 | |
| **REMS tile drilling Ø 6 mm** | 181711 | |
| **REMS tile drilling Ø 8 mm** | 181712 | |
| **REMS tile drilling Ø 10 mm** | 181713 | |
| **REMS tile drilling Ø 12 mm** | 181714 | |
| **REMS tile drilling Ø 14 mm** | 181715 | |
| **REMS Helix,** cordless drill/screwdriver, see page 93 | | |





# REMS Krokodil 125/180

Compact, handy power tool for dry chasing and cutting, e.g. of concrete, steel-reinforced concrete, all kinds of masonry, natural stone, all kinds of screed. For trade and industry.

| | |
|---|---|
| **REMS Krokodil 125** | |
| Chase depth | ≤ 38 mm |
| Chase width | ≤ 43 mm |
| Number of diamond cutting discs | 1 – 2 |
| **REMS Krokodil 180** | |
| Chase depth | ≤ 63 mm |
| Chase width | ≤ 61 mm |
| Number of diamond cutting discs | 1 – 3 |

REMS Universal diamond cutting discs, also for suitable drive machines of other makes, see page 235.














## REMS Krokodil – chasing instead of chiselling. Full contact support plate. Multi-function electronics.

### Universal use

Universal drive machine for dry chasing and cutting. Ideal for producing chases/grooves for laying pipes and electric cables in heating, sanitary and electrical installation, air-conditioning and cooling technology.

### Design

REMS Krokodil 125: Compact, handy drive machine, only 5.8 kg. Robust, suitable for building site conditions. Fast, easy working, e.g. chases in masonry 500 mm long, 38 mm deep, only 25 s. Full contact support plate during the entire chasing/cutting process for guided plunge-in of the diamond cutting discs, dust-free, safe working and easy, even feed. Practical switch grip, adjustable in two positions, parallel or transversely to the machine axis and swivel handle, for optimum working position and ergonomic work. Locking of the drive shaft for easy changing of the universal diamond cutting discs. Continuously adjustable depth stop. Suction nozzle for connecting a dust extractor integrated into the housing.

REMS Krokodil 180: Compact, handy drive machine, only 7.2 kg. Robust, suitable for building site conditions. Fast, easy working, e.g. chases in masonry 500 mm long, 63 mm deep, only 34 s. Full contact support plate during the entire chasing/cutting process for guided plunge-in of the diamond cutting discs, dust-free, safe working and easy, even feed. Practical switch handle with triple force-transmitting leverage for easy plunge-in and effective feeding. Swivel handle, for o ptimum working position and ergonomic work. Locking of the drive shaft for easy changing of the universal diamond cutting discs. Continuously adjustable depth stop. Suction nozzle for connecting a dust extractor integrated into the housing.

### Drive

REMS Krokodil 125: Robust, powerful universal motor, 1,850 W. Load speed of the drive shaft of the cutting discs 5,000 rpm. Strong, maintenance-free gear with safety slip clutch. Safety switch with lock.

REMS Krokodil 180: Robust, powerful universal motor, 2,000 W. Load speed of the drive shaft of the cutting discs 5,000 rpm. Strong, maintenance-free gear. Safety switch with lock.

### Multi-function electronics

Multifunction electronics with start-up current limiting for soft starting for delicate engagement of the diamond cutting discs, automatic idle speed limiting for noise reduction and preservation of the motor, overload and blocking protection for motor and gear.

### Universal diamond cutting discs

Universally usable for straight chasing and cutting. Specially developed, high quality diamond segments with high diamond content and special bonding for excellent chasing/drilling performance and very long life. Optionally REMS Universal diamond cutting discs Eco, sintered, REMS Universal diamond cutting discs LS Turbo, laser-welded, high temperature-resistant, for fast cuts and cuts in hard materials or REMS Universal diamond cutting discs LS H-P, high-performance, laser-welded, high temperature-resistant, for fast cuts and cuts in very hard materials, with long life, (page 235). Metal body in accordance with EN 13236. Mounting bore Ø 22.23 mm

### Dust extraction in accordance with EN 60335-2-69

When working with mineral building materials, e.g. concrete, steel-reinforced concrete, masonry and screed, a high degree of mineral dust containing quartz is produced which is harmful to the health. Inhalation of quartz fine dust is harmful to the health. EN 60335-2-69 prescribes the use of at least one safety extractor of dust class M for the extraction of health hazardous dusts with an exposure limit/work place limit of > 0.1 mg/m³). Observe the national regulations. REMS Pull M, wet and dry dust extractor, certified for extracting health hazardous dusts of dust class M, see page 236.

# REMS Krokodil 125/180

Diamond chasing and cutting machines

## Supply format

**REMS Krokodil 125 Basic-Pack.** Electric diamond chasing and cutting grinder for chasing and cutting concrete, steel-reinforced concrete, all kinds of masonry, natural stone, all kinds of screed. Chase depth 38 mm, continuously adjustable. Chase width ≤ 43 mm, stepped with spacer discs 3, 6, 10, 20 mm. Drive machine with drive shaft Ø 22.2 mm, for 1 or 2 diamond cutting discs in accordance with EN 13236, Ø ≤ 125 mm, with maintenance-free gear with safety slip clutch, 230 V, 50 – 60 Hz, 1,850 W universal motor. Multifunction electronics with soft start, idling speed limiting, overload protection. Safety switch with lock. Load speed 5,000 rpm. Suction nozzle for connecting an extractor/dust extractor. Pin wrench size 13. In sturdy steel case.

| | Art.-No. | |
|---|---|---|
| | 185010 | |

Other voltages on request.




## Supply format

**REMS Krokodil 180 Basic-Pack.** Electric diamond chasing and cutting grinder for chasing and cutting concrete, steel-reinforced concrete, all kinds of masonry, natural stone, all kinds of screed. Chase depth 63 mm, continuously adjustable. Chase width ≤ 61 mm, stepped with spacer discs 3, 6, 10, 20 mm. Drive machine with drive shaft Ø 22.2 mm, for 1, 2 or 3 diamond cutting discs in accordance with EN 13236, Ø ≤ 180 mm, with maintenance-free gear, 230 V, 50 – 60 Hz, 2,000 W universal motor. Multifunction electronics with soft start, idling speed limiting, overload protection. Safety switch with lock. Load speed 5,000 rpm. Suction nozzle for connecting an extractor/dust extractor. Pin wrench size 13. In sturdy steel case.

| | Art.-No. | |
|---|---|---|
| | 185011 | |

Other voltages on request.




## Accessories

| Description | Art.-No. | |
|---|---|---|
| **REMS Krokodil 125 drive unit** | 185000 | |
| **REMS Krokodil 180 drive unit** | 185001 | |
| **REMS Universal diamond cutting disc Eco** Ø 125 mm, sintered, with metal body in accordance with EN 13236 | 185020 | |
| **REMS Universal diamond cutting disc LS-Turbo Ø 125 mm,** laser-welded, high temperature-resistant, for fast cuts and cuts in very hard materials, with metal body in accordance with EN 13236 | 185021 | |
| **REMS Universal diamond cutting disc LS H-P Ø 125 mm,** high-performance, laser-welded, high temperature-resistant, for fast cuts and cuts in very hard materials, long life, with metal body in accordance with EN 13236. | 185022 | |
| **REMS Universal diamond cutting disc Eco Ø 180 mm,** sintered, with metal body in accordance with EN 13236 | 185025 | |
| **REMS Universal diamond cutting disc LS-Turbo Ø 180 mm,** laser-welded, high temperature-resistant, for fast cuts and cuts in very hard materials, with metal body in accordance with EN 13236 | 185026 | |
| **REMS Universal diamond cutting disc LS H-P Ø 180 mm,** high-performance, laser-welded, high temperature-resistant, for fast cuts and cuts in very hard materials, long life, with metal body in accordance with EN 13236. | 185027 | |
| **Chasing chisel** for removing the ridge after chasing | 185024 | |
| **Case** with inlay | 185058 | |
| **REMS Pull L / M,** dry and wet extractors, see page 236 | | |



# REMS Pull L / M

Dry and wet extractor

Powerful, electric dry and wet extractor with automatic filter cleaning. For commercial use in trade and industry.

For extraction of dusts, dirt and liquids.

Ideal for dust extracting when chasing, cutting, drilling, core drilling and grinding.

Certified as extractor and dust extractor for extracting health hazardous dusts.

Ideal for extracting drilling sludge during core drilling.

| | |
|---|---|
| **REMS Pull L** | |
| Dust class in accordance with EN 60335-2-69 | L |
| Exposure limit/work place limit | > 1 mg/m³ |
| Penetration level | ≤ 1 % |
| **REMS Pull M** | |
| Dust class in accordance with EN 60335-2-69 | M |
| Exposure limit/work place limit | > 0.1 mg/m³ |
| Penetration level | ≤ 0.1 % |

**REMS Pull – for dry and wet suction.**
**Constantly high suction performance by permanent automatic filter cleaning.**
**Certified for extracting health hazardous dusts.**

## Universal use

Powerful, handy extractor for dry and wet suction. For extraction of dusts, dirt and liquids. Excellently suited for dust extracting when chasing, cutting, drilling, core drilling and grinding. Certified as an extractor and dust extractor for extracting health hazardous dusts of dust class L or M in accordance with EN 60335-2-69. For commercial use in trade and industry.

## Design

Compact, handy design. REMS Pull L only 12.5 kg, REMS Pull M only 12.7 kg. Light and manoeuvrable by rubber wheels and steerable castors, lockable by castor with brake Large tank capacity 35 l, filling volume for liquids 19 l. On/off switch and switch for automatic filter cleaning with integrated green LED to display operation stand-by of the automatic filter cleaning. Adapter for connecting a power tool to the extractor, individually adaptable to the suction nozzle of the used power tool. Flexible suction hose 2.5 m, practical suction hose extension 2.5 m, ergonomically angled handle, 2 insertable, chrome-plated metal suction tubes 0.5 m for adapting the suction pipe length. Wide wet/dry surface attachment 300 mm with rubber-coated castors, optionally brush strips for extracting dusts and dirt or rubber lips for extracting liquids. Joint attachment for confined spaces. Large working radius by long 7.5 m connecting lead. Holders for connecting lead, suction hose, metal suction tubes and accessories integrated into the extractor. Practical handle for easy transport .

REMS Pull M is suitable and certified for the extraction of health hazardous dusts of dust class M in accordance with EN 60335-2-69, with electronic volume flow monitoring, selector switch for adapting the suction power to different suction hose diameters (21, 27, 35 mm) and stopper for the suction hose connection nozzle.

## Permanent automatic filter cleaning

REMS Pull L and REMS Pull M with innovative, patented, automatic filter cleaning, prevents clogging of the filter with dust, especially effective in fine dust applications. The flat folded filter is cleaned automatically every 15 s by targeted, powerful shots of air. The suction force remains constantly high during cleaning. Patented flat folded filter system.

## Drive

Robust, powerful bypass motor, 1,200 W, with high-power turbine. High suction power, continuously adjustable up to an air rate ≤ 61 l/s, for optimum adaptation to the suction surface and the extracted product.

## Automatic switch-off

Filling level limiting with automatic switch off on reaching the maximum liquid filling level when extracting electrically conductive liquids.

## Automatic power tool on/off

Appliance socket for power tools up to 2,200 W, with electronic automatic on/off integrated into the extractor. The extractor switches on/off automatically when the power tool is switched on/off. For convenient working.

## Anti-static system (REMS Pull M)

Static charge is dissipated to the earthed upper section of the extractor by electrically conductive metal suction pipes, electrically conductive handle E, electrically conductive suction hose E, electrically conductive suction hose extension E and electrically conductive suction hose connection nozzle.







Certified extractor and dust extractor for extracting health hazardous dusts in accordance with EN 60335-2-69.



Extraction of health hazardous dusts when chasing and cutting:
REMS Pull M Set



Extraction of health hazardous dusts when dry drilling:
REMS Pull M Set
+ Suction rotor for dust extraction

# REMS Pull L / M

Dry and wet extractor

## Dust extraction in accordance with EN 60335-2-69

When working with mineral building materials, e.g. concrete, steel-reinforced concrete, masonry and screed, a high degree of mineral dust containing quartz is produced which is harmful to the health. Inhalation of quartz fine dust is harmful to the health. EN 60335-2-69 prescribes the use of at least one safety extractor of dust class M for the extraction of health hazardous dusts with an exposure limit/work place limit of > 0.1 mg/m³. Observe the national regulations.

## Water extraction

PES flat folded filter required for extraction of water. Use wet filter bag or polythene bag if necessary. Wet filter bags separate the water from the sucked up solids when extracting dirty water. Polythene bags simplify disposal of the dirt and prevent dirt from collecting in the tank.



Extraction of drilling sludge when wet drilling with REMS drill stands:

REMS Pull L Set
+ Flat folded filter PES
+ Water extractor unit

## Supply format

**REMS Pull L Set.** Electric dry and wet extractor for commercial use. For extraction of dusts, dirt and liquids. Ideal for dust extracting when chasing, cutting, drilling, core drilling and grinding. Certified as an extractor and dust extractor for extracting health hazardous dusts of dust class L in accordance with EN 60335-2-69[1]. Exposure limit/work place limit > 1 mg/m³, penetration level ≤ 1 %. Bypass motor 230 V, 50–60 Hz, 1,200 W. On/off switch and switch for automatic filter cleaning with integrated green LED. Suction power switch for continuous adjustment of the air rate ≤ 61 l/s. Filling level limiting with automatic switch-off. Automatic filter cleaning. Appliance socket for power tools up to 2,200 W, with electronic automatic on/off. Large tank capacity 35 l, filling volume for liquids 19 l. Mobile, 2 wheels, castor/castor with brake. Connecting cable 7.5 m. 1 paper filter bag, 1 flat folded paper filter. 2 metal suction pipes 0.5 m each, handle, suction hose 2.5 m, suction hose extension 2.5 m. Wet/dry surface attachment 300 mm with rollers, brush strips, rubber lips. Joint attachment. Suction hose/power tool adapter. Integrated holders for connecting cable, suction hose and accessories. In a box.

| | Art.-No. | |
|---|---|---|
| | 185500 | |



Safety extractor of dust class L

## Supply format

**REMS Pull M Set.** Electric dry and wet extractor for commercial use. For extraction of dusts, dirt and liquids. Ideal for dust extracting when chasing, cutting, drilling, core drilling and grinding. Certified as an extractor and dust extractor for extracting health hazardous dusts of dust class M in accordance with EN 60335-2-69[1]. Exposure limit/work place limit > 0.1 mg/m³, penetration level ≤ 0.1 %. Bypass motor 230 V, 50–60 Hz, 1,200 W. On/off switch and switch for automatic filter cleaning with integrated green LED. Suction power switch for continuous adjustment of the air rate ≤ 61 l/s. Electronic volume flow monitor with acoustic signal. Selector switch for suction hose diameter. Stopper for the suction hose connection nozzle. Filling level limiting with automatic switch-off. Automatic filter cleaning. Appliance socket for power tools up to 2,200 W, with electronic automatic on/off. Large tank capacity 35 l, filling volume for liquids 19 l. Mobile, 2 wheels, castor/castor with brake. Connecting cable 7.5 m. 1 paper filter bag, 1 flat folded paper filter. Anti-static system with 2 electrically conductive metal suction pipes of 0.5 m each, electrically conductive handle E, electrically conductive suction hose E 2.5 m, electrically conductive suction hose extension E 2.5 m and electrically conductive suction hose connection nozzle. Wet/dry surface attachment 300 mm with rollers, brush strips, rubber lips. Joint attachment. Suction hose/power tool adapter. Integrated holders for connecting cable, suction hose and accessories. In a box.

| | Art.-No. | |
|---|---|---|
| | 185501 | |



Safety extractor of dust class M

## Accessories

| Description | Art.-No. | |
|---|---|---|
| **Paper filter bag (pack of 5)**, cellulose, 2-ply, for wet extraction, M-certified, for normal dirt, fine dusts | 185510 | |
| **Felt filter bag (pack of 5)**, polyester felt, 3-ply, tear-proof, for wet and dry extraction, M-certified, for normal dirt, fine dusts, abrasive dusts, wet dirt | 185511 | |
| **Wet filter bag (pack of 5)**, paper-polyester woven felt, tear-proof, for wet and dry extraction, for abrasive dusts, wet dirt, liquids | 185512 | |
| **Polythene bag (pack of 10)**, for wet and dry extraction of non-health hazardous dusts, for normal dirt, fine dusts, abrasive dusts, wet dirt, liquids. Prevents soiling of the tank. | 185513 | |
| **Flat, folded filter paper,** cellulose, nano-coated, 1 piece, for dry extraction, M-certified | 185514 | |
| **Flat folded filter PES,** polyester, nano-coated, 1 piece, water-resistant, non-rotting, washable with water. For wet and dry extraction, M-certified | 185515 | |
| **Adapter suction hose/power tool** | 185527 | |



[1] Observe the national regulations for the collection and disposal of health hazardous dusts.

# Index


**Symbols**

4" Automatic die head ... 41

**A**

Akku-Cat ANC VE ... 63
Akku-Curvo ... 114, 115
Akku-Ex-Press Cu ACC ... 173
Akku-Ex-Press P ... 176
Akku-Ex-Press P ACC ... 175
Akku-Ex-Press Q&E ACC ... 178
Akku-Nano ... 77
Akku-Press ... 142
Akku-Press ACC ... 143
Akku-ROS P 40 ... 82
Amigo ... 27
Amigo 2 ... 28
Amigo 2 Compact ... 29
Amigo E ... 26
Aquila 3B ... 94
Aquila WB ... 94
Assembling ... 91
Attachment heads for button dies / intermediate rings / guide bushings ... 31
Axial Press Jointing ... 163
Ax-Press 25 / 25 L ACC ... 164, 165
Ax-Press 40 ... 169
Ax-Press HK / H ... 166

**B**

Battery LED Lamp ... 97
Bending ... 107
Bending formers and back formers ... 117
Blitz ... 188
Brazing solder B-Cu94P-710/890, EN 1044 ... 189
Butt welding machine ... 212, 213, 214, 215
Butt welding units ... 216

**C**

Cable shear ... 161
CamScope / CamScope S ... 198, 199
CamScope Wi-Fi ... 196, 197
CamSys ... 200, 201
Cat ANC VE ... 59
Catch S ... 92
Catch W ... 92
Cento ... 78, 79
Chain pipe vice ... 94
Chain pipe vice for workbench ... 94
Chamfering ... 69
Chasers ... 44
Chasers and Holders ... 44
Circular pipe sawing machine ... 66
Cleaning pads ... 186
CleanM ... 97
Cobra 22/32 ... 204, 205, 206, 207
Collum RG ... 51
Compression heads ... 167, 168
Confirmation of suitability ... 159
Contact 2000 ... 187
Cordless axial press ... 169
Cordless axial press with automatic return ... 164, 165
Cordless pipe cutter ... 77
Cordless pipe expander with automatic return ... 173, 175, 178
Cordless pipe expander with switch-off signal ... 176
Cordless pipe shears ... 82
Cordless power drill/screwdriver ... 93
Cordless radial press with automatic circuit control ... 121, 143
Cordless radial press with switch-off signal ... 142
Cordless tube bender ... 114, 115
Cordless universal reciprocating saw ... 63
Cropping tongs ... 161
Cropping tongs Mini ... 137
Curvo ... 112, 113
Curvo 50 ... 111
Cut 110 Cu-INOX ... 86
Cut 110 P ... 85
Cutter wheels ... 74
Cutting ... 69
Cu-Vlies ... 186

**D**

Deburring ... 69
Diamond chasing and cutting machine ... 219
Diamond chasing and cutting machines ... 234, 235
Diamond core drilling ... 219
Dies ... 30, 40
Drain cleaner for manual and electric operation ... 202
Drill stands ... 228
Dry and wet extractor ... 236, 237
DueCento ... 80, 81

**E**

Eco-Press ... 138
Electric diamond core drilling machine ... 220, 221, 222, 223, 226, 227
Electric diamond core drilling machine with speed regulation ... 224, 225
Electric die stock with quick-change die heads ... 26, 27, 28, 29
Electric drain cleaning machine ... 203
Electric filling and flushing unit ... 104, 105
Electric pipe and drain cleaning machines ... 204, 205
Electric pipe and tube bender ... 111, 112, 113
Electric pipe and tubing cutter ... 76
Electric pipe freezing unit ... 193
Electric pressure testing pump ... 99
Electric radial press ... 139
Electric reciprocating pipe saws ... 60, 61
Electric sleeve welding unit ... 210
Electric soldering pliers ... 186
Electric soldering unit ... 187
Electric tube expander ... 182, 183
Electric tube extractor ... 181, 183
Electro-hydraulic pipe expander with automatic return ... 179
Electro-hydraulic radial press with automatic retraction ... 141
Electro-hydraulic radial press with switch-off signal ... 140
Electronic camera inspection system ... 200, 201
Electronic flushing and pressure testing unit with compressor ... 100, 101, 102
EMSG 160 ... 210
Endoscope camera with radio signal transmission ... 198, 199
Endoscope camera with Wi-Fi radio standard ... 196, 197
E-Push 2 ... 99
Eskimo ... 192
Eva ... 24
Expander heads P ... 177
Expanding ... 171
Ex-Press Cu ... 172
Ex-Press H ... 174
Ex-Press P ... 174
Extracting ... 171

**F**

Filling ... 91
Flushing ... 91
Folding work bench ... 66, 67, 76, 77, 79
Folding work benches ... 95
Freezing ... 191
Frigo 2 ... 193

**H**

Hand and standing lamp ... 97
Hand die stock with quick-change die heads ... 24
Hand pressure testing pump ... 98
Hand tube bender ... 116
Hand tube expander ... 172, 174
Hand tube extractor ... 180
Helix VE ... 93
Herkules ... 96
Hold-Harmless and Indemnification Agreement ... 160
Hot Dog 2 ... 186
Hurrican ... 181
Hurrican H ... 180
Hydraulic pipe bender ... 108, 109

**I**

Inner pipe deburrer ... 87

# Index


**J**

Jumbo ... 95

**K**

Krokodil 125/180 ... 234, 235

**L**

Lot Cu 3 ... 189
Lot P6 ... 189

**M**

Machine cleaner ... 97
Macho ... 188
Magnum RG ... 52, 53
Magnum (up to 2") ... 34, 35
Magnum (up to 3") ... 36, 37
Magnum (up to 4") ... 38, 39
Manual axial press ... 166
Manual radial press ... 138
Material supports ... 41, 96
Mini-Cobra ... 202
Mini-Cobra A ... 203
Mini-Press ACC ... 121
MSG ... 211
Multi-Push ... 100, 101, 102

**N**

Nano ... 76
Nippelfix ... 48
Nippelspanner ... 48

**O**

One-hand axial press ... 166
One-hand pipe expander ... 174
Outer-inner pipe deburrer ... 88, 89
Outer-inner tube deburrer ... 87

**P**

Paste Cu 3 ... 189
Picus S1 ... 220, 221
Picus S2/3,5 ... 226, 227
Picus S3 ... 222, 223
Picus SR ... 224, 225
Pipe and Drain cleaning ... 195
Pipe and Drain inspection ... 195
Pipe chamfering tools ... 86
Pipe cutters ... 70
Pipe cutting and pipe chamfering tool ... 85
Pipe cutting machine ... 78, 80
Pipe cutting tool ... 86
Pipe freezer ... 192
Pipe shears ... 83, 84
Plastic Pipe Welding ... 209
Pneumatic reciprocating pipe saw ... 62
Portable pipe workstation with chain pipe vice ... 94
Power-Ex-Press Q&E ACC ... 179
Power-Press ... 140
Power-Press ACC ... 141
Power-Press SE ... 139
Pressing rings ... 122, 123, 124, 125, 126, 127, 128, 129, 130, 131, 132, 133, 134, 135, 136, 144, 145, 146, 147, 148, 149, 150, 151, 152, 153, 154, 155, 156, 157, 158
Pressing tongs ... 144, 145, 146, 147, 148, 149, 150, 151, 152, 153, 154, 155, 156, 157, 158
Pressing tongs Mini ... 122, 123, 124, 125, 126, 127, 128, 129, 130, 131, 132, 133, 134, 135, 136
Pull L / M ... 236, 237
Pull-Push ... 202
Puma VE ... 58
Push ... 98
Python ... 108, 109

**Q**

Quick-change die heads ... 30
Quick-change die heads S ... 25

**R**

Radial Press Jointing ... 119
RAG ... 86
RAS Cu ... 72
RAS Cu-INOX ... 70, 71
RAS P ... 73
RAS St ... 70
Reciprocating saws ... 56, 57
REG 3–35 ... 87
REG 8–35 ... 88
REG 10–42 ... 88
REG 10–54 ... 89
REG 10–54 E ... 89
REG St ¼–2" ... 87
REG Universal ... 87
Roll Grooving ... 23
Roll grooving attachment ... 50
Roll grooving machine ... 51, 52, 53
ROS ... 83, 84

**S**

Sanitol ... 49
Saw blades ... 65
Sawing ... 55
Single-hand tube bender ... 110
Sinus ... 116
Sleeve welding units ... 211
Soft solder paste of solder powder S-Sn97Cu3 according to EN 29453 and flux 3.1.1.C, EN 29454-1 ... 189
Soft solder S-Sn97Cu3, EN 29453 ... 189
Solar-Push ... 104, 105
Soldering ... 185
Special saw blades ... 64
Spezial ... 49
SSG ... 216
SSM 160KS ... 213
SSM 160RS ... 212
SSM 250KS ... 214
SSM 315RF ... 215
Suction and pressure cleaning device ... 202
Swedish pattern wrench 'S' ... 92
Swing ... 110

**T**

Testing ... 91
Thread-cutting oil ... 49
Threading ... 23
Threading attachment ... 41
Threading machine ... 32, 33, 34, 35, 36, 37, 38, 39, 42, 43, 46, 47
Thread tables ... 45
Tiger ANC pneumatic ... 62
Tiger ANC/VE/SR ... 60, 61
Tile drilling ... 232
Tornado ... 32, 33
Tubing cutters ... 70, 71, 72, 73
Turbo Cu-INOX ... 66
Turbo K ... 67
Turbo soldering torch acetylene ... 188
Turbo soldering torch propane ... 188
Twist ... 182
Twist/Hurrican ... 183

**U**

Unimat 75 ... 42, 43
Unimat 77 ... 46, 47
Universal circular metal sawing machine with automatic cooling lubricant unit ... 67
Universal deburrer ... 87
Universal diamond core drilling crowns ... 230
Universal diamond core drilling crowns LS ... 231
Universal electric reciprocating saw ... 58, 59
Universal saw blades ... 64

**W**

Water pump pliers ... 92
Wet and dry suction ... 219

# List of articles


| Art.-No. | DG | PU | Page |
|---|---|---|---|
| 043052 | Z | | 102, 105 |
| 047069 | Z | | 102 |
| 074021 | Z | | 180 |
| 074041 | Z | | 180 |
| 076117 | Z | | 180 |
| 079003 | Z | | 229–231 |
| 079005 | Z | | 229 |
| 079006 | Z | | 229 |
| 079010 | Z | | 229 |
| 079012 | Z | | 229–231 |
| 079013 | Z | | 229 |
| 079018 | Z | | 229 |
| 079019 | Z | | 229 |
| 110000 | Z | | 48 |
| 110100 | Z | | 48 |
| 110200 | Z | | 48 |
| 110300 | Z | | 48 |
| 110400 | Z | | 48 |
| 110500 | Z | | 48 |
| 110600 | Z | | 48 |
| 110620 | Z | | 48 |
| 110621 | Z | | 48 |
| 111000 | Z | | 48 |
| 111100 | Z | | 48 |
| 111200 | Z | | 48 |
| 111300 | Z | | 48 |
| 111400 | Z | | 48 |
| 111500 | Z | | 48 |
| 111620 | Z | | 48 |
| 111621 | Z | | 48 |
| 111700 | Z | | 48 |
| 111800 | Z | | 48 |
| 111900 | Z | | 48 |
| 113000 | H | | 70 |
| 113100 | H | | 70 |
| 113200 | H | 10 | 70 |
| 113210 | V | 10 | 71, 74, 85–86 |
| 113213 | V | 10 | 71, 74 |
| 113220 | V | 10 | 74 |
| 113225 | V | 10 | 72, 74 |
| 113240 | H | 10 | 70 |
| 113300 | H | 10 | 71 |
| 113320 | H | 8 | 72 |
| 113330 | H | 8 | 71 |
| 113340 | H | 10 | 72 |
| 113350 | H | 10 | 71 |
| 113351 | H | 10 | 71 |
| 113360 | Z | | 71–72, 87 |
| 113370 | H | | 72 |
| 113380 | H | | 71 |
| 113400 | H | | 71 |
| 113401 | H | | 71 |
| 113410 | H | | 72 |
| 113500 | H | | 71 |
| 113810 | H | | 88 |
| 113815 | Z | | 88 |
| 113825 | H | 10 | 88 |
| 113830 | H | 10 | 89 |
| 113835 | H | 10 | 89 |
| 113840 | Z | | 79 |
| 113900 | H | 10 | 87 |
| 113910 | H | 10 | 87 |
| 115000 | H | | 98 |
| 115001 | H | | 98 |
| 115045 | Z | | 98–99, 102 |
| 115110 | Z | | 98–99 |
| 115140 | S | | 102 |
| 115217 | Z | | 105 |
| 115220 | Z | | 105 |
| 115221 | Z | | 105 |
| 115311 | M | | 105 |
| 115312 | M | | 105 |
| 115314 | Z | | 105 |
| 115315 | Z | | 105 |
| 115319 | Z | | 105 |
| 115323 | Z | | 102, 105 |
| 115324 | Z | | 105 |
| 115325 | Z | | 105 |
| 115326 | Z | | 105 |
| 115375 | Z | | 105 |
| 115500 | M | | 99 |
| 115602 | Z | | 102 |
| 115610 | M | | 102 |
| 115611 | M | | 102 |
| 115618 | Z | | 102 |
| 115621 | Z | | 102 |
| 116000 | H | | 92 |
| 116005 | H | | 92 |
| 116010 | H | | 92 |
| 116015 | H | | 92 |
| 116020 | H | | 92 |
| 116050 | H | | 92 |
| 116055 | H | | 92 |
| 116060 | H | | 92 |
| 120120 | Z | | 96 |
| 120130 | H | | 96 |
| 120200 | H | | 95 |
| 120240 | H | | 95 |
| 120250 | H | | 94 |
| 120270 | H | | 94 |
| 130002 | H | | 192 |
| 130207 | Z | | 192 |
| 130208 | Z | | 192 |
| 130209 | Z | | 192 |
| 130410 | Z | | 192 |
| 130415 | Z | | 192 |
| 130430 | Z | | 192 |
| 130450 | Z | | 192 |
| 130455 | Z | | 192 |
| 130460 | Z | | 192 |
| 130465 | Z | | 192 |
| 130470 | Z | | 192 |
| 130475 | Z | | 192 |
| 130480 | Z | | 192 |
| 130485 | Z | | 192 |
| 130490 | Z | | 192 |
| 130495 | Z | | 192 |
| 131011 | M | | 193 |
| 131110 | Z | | 193 |
| 131115 | Z | | 193 |
| 131156 | Z | | 193 |
| 131157 | Z | | 193 |
| 131158 | Z | | 193 |
| 131160 | Z | | 193 |
| 140100 | V | 4 | 49 |
| 140101 | V | | 49 |
| 140103 | V | | 49 |
| 140105 | V | 12 | 49 |
| 140106 | V | 15 | 49 |
| 140110 | V | 4 | 49 |
| 140113 | V | | 49 |
| 140115 | V | 12 | 49 |
| 140116 | V | 15 | 49 |
| 140119 | V | 15 | 97 |
| 140120 | V | 15 | 111, 113, 115–116 |
| 150000 | H | | 172 |
| 150005 | H | | 172 |
| 150006 | H | | 172 |
| 150007 | H | | 172 |
| 150010 | H | | 172 |
| 150017 | H | | 172 |
| 150018 | H | | 172 |
| 150019 | H | | 172 |
| 150020 | H | | 172 |
| 150021 | H | | 174 |
| 150022 | H | | 174 |
| 150023 | H | | 174 |
| 150025 | H | | 174 |
| 150026 | H | | 174 |
| 150027 | H | | 174 |
| 150028 | H | | 174 |
| 150029 | H | | 174 |
| 150033 | H | | 174 |
| 150100 | Z | | 172 |
| 150105 | Z | | 172 |
| 150110 | Z | | 172 |
| 150120 | Z | | 172 |
| 150125 | Z | | 172 |
| 150130 | Z | | 172 |
| 150140 | Z | | 172 |
| 150145 | Z | | 172 |
| 150150 | Z | | 172 |
| 150155 | Z | | 172 |
| 150160 | Z | | 172 |
| 150165 | Z | | 172 |
| 150170 | Z | | 172 |
| 150175 | Z | | 172 |
| 150180 | Z | | 172 |
| 150185 | Z | | 172 |
| 150190 | Z | | 172 |
| 150195 | Z | | 172 |
| 150205 | Z | | 172 |
| 150210 | Z | | 172 |
| 150220 | Z | | 172 |
| 150225 | Z | | 172 |
| 150230 | Z | | 172 |
| 150235 | Z | | 172 |
| 150240 | Z | | 172 |
| 150245 | Z | | 172 |
| 150250 | Z | | 172 |
| 150500 | Z | | 172 |
| 150510 | Z | | 174 |
| 150550 | H | | 174 |
| 150600 | Z | | 172, 174 |
| 150812 | Z | | 177 |
| 150814 | Z | | 175 |
| 150826 | Z | | 177 |
| 150828 | Z | | 177 |
| 150842 | Z | | 177 |
| 150843 | Z | | 177 |
| 150845 | Z | | 177 |
| 150846 | Z | | 177 |
| 150849 | Z | | 177 |
| 150851 | Z | | 175 |
| 150855 | Z | | 177 |
| 150858 | Z | | 177 |
| 150868 | Z | | 177 |
| 150873 | Z | | 177 |
| 150882 | Z | | 177 |
| 150883 | Z | | 177 |
| 150885 | Z | | 177 |
| 150886 | Z | | 177 |
| 150887 | Z | | 177 |
| 150888 | Z | | 177 |
| 150890 | Z | | 175 |
| 150894 | Z | | 177 |
| 150897 | Z | | 177 |
| 150912 | Z | | 177 |
| 150913 | Z | | 177 |
| 150914 | Z | | 177 |
| 150915 | Z | | 177 |
| 150916 | Z | | 177 |
| 150918 | Z | | 175 |
| 150919 | Z | | 175 |
| 150923 | Z | | 177 |
| 150926 | Z | | 177 |
| 150943 | Z | | 177 |
| 150944 | Z | | 177 |
| 150945 | Z | | 177 |
| 150946 | Z | | 177 |
| 150947 | Z | | 177 |
| 150950 | Z | | 177 |
| 150952 | Z | | 177 |
| 150957 | Z | | 177 |
| 150958 | Z | | 177 |
| 151000 | E | | 181 |
| 151002 | E | | 181 |
| 151003 | H | | 180 |
| 151004 | H | | 180 |
| 151005 | H | | 180 |
| 151010 | E | | 181 |
| 151105 | Z | | 180–181, 183 |
| 151110 | Z | | 180–181, 183 |
| 151120 | Z | | 180–181, 183 |
| 151125 | Z | | 180–181, 183 |
| 151130 | Z | | 180–181, 183 |
| 151140 | Z | | 180–181, 183 |
| 151145 | Z | | 180–181, 183 |
| 151150 | Z | | 180–181, 183 |
| 151155 | Z | | 180–181, 183 |
| 151160 | Z | | 180–181, 183 |
| 151165 | Z | | 180–181, 183 |
| 151170 | Z | | 180–181, 183 |
| 151175 | Z | | 180–181, 183 |
| 151200 | Z | | 180–181, 183 |
| 151210 | Z | | 180–181, 183 |
| 151230 | Z | | 180–181, 183 |
| 151240 | Z | | 180–183 |
| 151401 | Z | | 180–183 |
| 151600 | Z | | 181–183 |
| 151615 | Z | | 210 |
| 151618 | Z | | 180 |
| 152106 | Z | | 188 |
| 152109 | Z | | 188 |
| 153020 | H | | 110 |
| 153021 | H | | 110 |
| 153022 | H | | 110 |
| 153023 | H | | 110 |
| 153025 | H | | 110 |
| 153026 | H | | 110 |
| 153027 | H | | 110 |
| 153028 | H | | 110 |
| 153029 | H | | 110 |
| 153100 | Z | | 110 |
| 153115 | Z | | 110 |
| 153125 | Z | | 110 |
| 153140 | Z | | 110 |
| 153155 | Z | | 110 |
| 153160 | Z | | 110 |
| 153170 | Z | | 110 |
| 153175 | Z | | 110 |
| 153180 | Z | | 110 |
| 153185 | Z | | 110 |
| 153190 | Z | | 110 |
| 153195 | Z | | 110 |
| 153200 | Z | | 110 |
| 153205 | Z | | 110 |
| 153210 | Z | | 110 |
| 153265 | Z | | 110 |
| 153270 | Z | | 110 |
| 154000 | Z | | 116 |
| 154001 | H | | 116 |
| 154002 | H | | 116 |
| 154003 | H | | 116 |
| 154004 | H | | 116 |
| 154010 | H | | 116 |
| 154160 | Z | | 116 |
| 156000 | E | | 182 |
| 156002 | E | | 182 |
| 156004 | E | | 182 |
| 156010 | E | | 183 |
| 156012 | E | | 183 |
| 156014 | E | | 183 |
| 156150 | Z | | 182–183 |
| 156200 | Z | | 182–183 |
| 156225 | Z | | 182–183 |
| 156250 | Z | | 182–183 |
| 156300 | Z | | 182–183 |
| 156350 | Z | | 182–183 |
| 156375 | Z | | 182–183 |
| 156400 | Z | | 182–183 |
| 156425 | Z | | 182–183 |
| 156450 | Z | | 182–183 |
| 156475 | Z | | 182–183 |
| 160010 | H | | 188 |
| 160200 | V | 10 | 189 |
| 160210 | V | 10 | 189 |
| 160220 | V | 10 | 189 |
| 160300 | V | 25 | 186 |
| 161010 | H | | 188 |
| 163020 | E | | 186 |
| 163350 | Z | | 186 |
| 164011 | E | | 187 |
| 164050 | E | | 187 |
| 164110 | Z | | 187 |
| 164111 | Z | | 187 |
| 164115 | Z | | 187 |
| 164250 | Z | | 187 |
| 170010 | H | | 202 |
| 170011 | Z | | 206 |
| 170012 | Z | | 206 |
| 170020 | E | | 203 |
| 170200 | Z | | 202, 206 |
| 170201 | Z | | 202–203 |
| 170205 | Z | | 202–203 |
| 170300 | H | | 202 |
| 171150 | Z | | 206 |
| 171151 | Z | | 206 |
| 171200 | Z | | 206 |
| 171201 | Z | | 206 |
| 171205 | Z | | 206 |
| 171210 | Z | | 206 |
| 171250 | Z | | 207 |
| 171265 | Z | | 207 |
| 171270 | Z | | 207 |
| 171275 | Z | | 207 |
| 171280 | Z | | 207 |
| 171290 | Z | | 207 |
| 171291 | Z | | 207 |
| 171305 | Z | | 207 |
| 171306 | Z | | 207 |
| 171340 | Z | | 207 |
| 171341 | Z | | 207 |
| 172000 | Z | | 205 |
| 172010 | M | | 205 |
| 172011 | M | | 205 |
| 172012 | M | | 205 |
| 172050 | Z | | 206 |
| 172051 | Z | | 206 |
| 172150 | Z | | 206 |
| 172151 | Z | | 206 |
| 172154 | Z | | 206 |
| 172200 | Z | | 206 |
| 172201 | Z | | 206 |
| 172203 | Z | | 206 |
| 172205 | Z | | 206 |
| 172210 | Z | | 206 |
| 172250 | Z | | 207 |
| 172265 | Z | | 207 |
| 172270 | Z | | 207 |
| 172275 | Z | | 207 |
| 172280 | Z | | 207 |
| 172281 | Z | | 207 |
| 172290 | Z | | 207 |
| 172291 | Z | | 207 |
| 172293 | Z | | 207 |
| 172305 | Z | | 207 |
| 172310 | Z | | 207 |
| 172340 | Z | | 207 |
| 172341 | Z | | 207 |
| 172610 | Z | | 207 |
| 172611 | Z | | 207 |
| 172612 | Z | | 207 |
| 174000 | Z | | 205 |
| 174010 | M | | 205 |
| 174011 | M | | 205 |
| 174012 | M | | 205 |
| 174050 | Z | | 206 |
| 174101 | Z | | 206 |
| 174150 | Z | | 206 |
| 174154 | Z | | 206 |
| 174200 | Z | | 206 |
| 174201 | Z | | 206 |
| 174203 | Z | | 206 |
| 174205 | Z | | 206 |
| 174210 | Z | | 206 |
| 174250 | Z | | 207 |
| 174265 | Z | | 207 |
| 174270 | Z | | 207 |
| 174275 | Z | | 207 |
| 174282 | Z | | 207 |
| 174291 | Z | | 207 |
| 174293 | Z | | 207 |
| 174295 | Z | | 207 |
| 174296 | Z | | 207 |
| 174305 | Z | | 207 |
| 174306 | Z | | 207 |
| 174310 | Z | | 207 |
| 174311 | Z | | 207 |
| 174340 | Z | | 207 |
| 174341 | Z | | 207 |
| 175000 | Z | | 201 |
| 175008 | M | | 201 |
| 175010 | M | | 201 |
| 175011 | Z | | 201 |
| 175016 | Z | | 201 |
| 175018 | Z | | 201 |
| 175026 | Z | | 201 |
| 175057 | Z | | 201 |
| 175058 | Z | | 201 |
| 175102 | Z | | 197, 199 |
| 175103 | Z | | 197, 199 |
| 175104 | Z | | 197, 199 |
| 175105 | Z | | 197, 199 |
| 175106 | Z | | 197, 199 |
| 175110 | E | | 199 |
| 175111 | E | | 199 |
| 175112 | E | | 199 |
| 175130 | E | | 199 |
| 175131 | E | | 199 |
| 175132 | E | | 199 |
| 175140 | E | | 197 |
| 175141 | E | | 197 |
| 175142 | E | | 197 |
| 175200 | Z | | 93, 97, 121, 140–141, 165, 169, 173, 175–176, 178 |
| 180000 | Z | | 221 |
| 180001 | Z | | 223 |
| 180010 | E | | 221 |
| 180011 | E | | 223 |
| 180012 | E | | 227 |
| 180015 | Z | | 229–231 |
| 180020 | E | | 221 |
| 180028 | E | | 223 |
| 180029 | E | | 223 |
| 180030 | E | | 227 |
| 180031 | E | | 221 |
| 180052 | Z | | 230–231 |
| 180053 | Z | | 230–231 |
| 180054 | Z | | 230–231 |
| 180055 | Z | | 230–231 |
| 180056 | Z | | 230–231 |
| 180150 | Z | | 229 |
| 180155 | Z | | 229–231 |
| 180160 | Z | | 229 |
| 180600 | Z | | 221, 223, 225 |
| 181010 | V | | 230 |
| 181015 | V | | 230 |
| 181020 | V | | 230 |
| 181025 | V | | 230 |
| 181030 | V | | 230 |
| 181035 | V | | 230 |
| 181040 | V | | 230 |
| 181045 | V | | 230 |
| 181050 | V | | 230 |




DG: discount group PU: packing unit (pieces)

# List of articles


| Art.-No. | DG | PU | Page |
|---|---|---|---|
| 181057 | V | | 230 |
| 181060 | V | | 230 |
| 181065 | V | | 230 |
| 181070 | V | | 230 |
| 181075 | V | | 230 |
| 181080 | V | | 230 |
| 181085 | V | | 230 |
| 181090 | V | | 230 |
| 181095 | V | | 230 |
| 181410 | V | | 231 |
| 181415 | V | | 231 |
| 181420 | V | | 231 |
| 181425 | V | | 231 |
| 181430 | V | | 231 |
| 181435 | V | | 231 |
| 181440 | V | | 231 |
| 181445 | V | | 231 |
| 181450 | V | | 231 |
| 181457 | V | | 231 |
| 181460 | V | | 231 |
| 181465 | V | | 231 |
| 181470 | V | | 231 |
| 181475 | V | | 231 |
| 181480 | V | | 231 |
| 181700 | V | | 232 |
| 181710 | V | | 232 |
| 181711 | V | | 232 |
| 181712 | V | | 232 |
| 181713 | V | | 232 |
| 181714 | V | | 232 |
| 181715 | V | | 232 |
| 182006 | Z | | 229 |
| 182009 | Z | | 229 |
| 182050 | Z | | 229 |
| 183000 | Z | | 225 |
| 183010 | E | | 225 |
| 183022 | E | | 225 |
| 183023 | E | | 225 |
| 183600 | Z | | 228 |
| 183603 | Z | | 229 |
| 183604 | Z | | 229 |
| 183605 | Z | | 229 |
| 183606 | Z | | 229 |
| 183607 | Z | | 229 |
| 183632 | Z | | 225 |
| 183670 | Z | | 229 |
| 183675 | Z | | 229 |
| 183700 | Z | | 228 |
| 185000 | E | | 235 |
| 185001 | Z | | 235 |
| 185010 | E | | 235 |
| 185011 | E | | 235 |
| 185020 | V | | 235 |
| 185021 | V | | 235 |
| 185022 | V | | 235 |
| 185024 | Z | | 235 |
| 185025 | V | | 235 |
| 185026 | V | | 235 |
| 185027 | V | | 235 |
| 185058 | Z | | 203, 235 |
| 185500 | M | | 237 |
| 185501 | M | | 237 |
| 185510 | Z | | 237 |
| 185511 | Z | | 237 |
| 185512 | Z | | 237 |
| 185513 | Z | | 237 |
| 185514 | Z | | 237 |
| 185515 | Z | | 237 |
| 185527 | S | | 237 |
| 190000 | Z | | 93 |
| 190010 | E | | 93 |
| 190051 | Z | | 93 |
| 190053 | Z | | 93 |
| 250020 | E | | 216 |
| 250041 | Z | | 216 |
| 250042 | Z | | 216 |
| 250120 | E | | 216 |
| 250142 | Z | | 216 |
| 250143 | Z | | 216 |
| 250220 | E | | 216 |
| 250242 | Z | | 216 |
| 250243 | Z | | 216 |
| 250320 | E | | 216 |
| 250341 | Z | | 216 |
| 250342 | Z | | 216 |
| 250343 | Z | | 216 |
| 252026 | M | | 212 |
| 252046 | M | | 213 |
| 252103 | Z | | 212–213 |
| 254025 | M | | 214 |
| 254103 | Z | | 214 |
| 255020 | M | | 215 |
| 255103 | Z | | 215 |
| 256020 | E | | 211 |
| 256042 | Z | | 211 |
| 256211 | E | | 211 |
| 256220 | E | | 211 |
| 256231 | E | | 211 |
| 256240 | E | | 211 |
| 256242 | Z | | 211 |
| 256320 | E | | 211 |
| 256342 | Z | | 211 |
| 256400 | Z | | 211 |
| 256410 | Z | | 211 |
| 256420 | Z | | 211 |
| 256430 | Z | | 211 |
| 256440 | Z | | 211 |
| 256450 | Z | | 211 |
| 256460 | Z | | 211 |
| 256470 | Z | | 211 |
| 256480 | Z | | 211 |
| 256490 | Z | | 211 |
| 256500 | Z | | 211 |
| 256510 | Z | | 211 |
| 256520 | Z | | 211 |
| 256530 | Z | | 211 |
| 261001 | E | | 210 |
| 290000 | H | | 73 |
| 290016 | V | 10 | 73–74 |
| 290050 | H | | 73 |
| 290100 | H | | 73 |
| 290116 | V | 10 | 73–74 |
| 290200 | H | | 73 |
| 290216 | V | 10 | 73–74 |
| 290300 | H | | 73 |
| 290316 | V | 5 | 73–74 |
| 290400 | H | | 85 |
| 290410 | H | | 86 |
| 290411 | H | | 86 |
| 290412 | H | | 86 |
| 290420 | Z | | 85 |
| 290421 | Z | | 85 |
| 290422 | Z | | 85 |
| 290423 | Z | | 85 |
| 290424 | Z | | 85 |
| 290425 | Z | | 85 |
| 290426 | Z | | 85 |
| 290427 | Z | | 85 |
| 290430 | Z | | 85 |
| 290431 | Z | | 85 |
| 290432 | Z | | 85 |
| 290433 | Z | | 85–86 |
| 290437 | Z | | 85 |
| 290440 | Z | | 85–86 |
| 290444 | Z | | 85 |
| 290445 | Z | | 85 |
| 290446 | Z | | 85 |
| 290447 | Z | | 85 |
| 290448 | Z | | 85 |
| 290449 | Z | | 85 |
| 291000 | H | | 84 |
| 291023 | V | | 84 |
| 291100 | H | | 84 |
| 291111 | V | | 84 |
| 291200 | H | | 84 |
| 291201 | V | | 84 |
| 291220 | H | | 84 |
| 291221 | V | | 84 |
| 291240 | H | 8 | 83 |
| 291241 | V | | 83 |
| 291250 | H | | 84 |
| 291251 | V | | 84 |
| 291270 | H | | 84 |
| 291271 | V | | 84 |
| 291281 | V | | 84 |
| 291301 | V | | 82 |
| 291310 | E | | 82 |
| 292011 | Z | | 86 |
| 292110 | H | | 86 |
| 292210 | H | | 86 |
| 340100 | Z | | 37, 39 |
| 340110 | Z | | 53 |
| 340200 | M | | 33 |
| 340201 | M | | 33 |
| 340202 | M | | 33 |
| 340206 | M | | 33 |
| 340207 | M | | 33 |
| 340208 | M | | 33 |
| 340220 | M | | 35 |
| 340221 | M | | 35 |
| 340222 | M | | 35 |
| 340226 | M | | 35 |
| 340227 | M | | 35 |
| 340228 | M | | 35 |
| 340230 | M | | 53 |
| 340231 | M | | 53 |
| 340232 | M | | 53 |
| 341000 | Z | | 33, 35, 37, 39 |
| 341401 | S | | 40 |
| 341402 | S | | 40 |
| 341403 | S | | 40 |
| 341404 | S | | 40 |
| 341406 | S | | 40 |
| 341407 | S | | 40 |
| 341408 | S | | 40 |
| 341409 | S | | 40 |
| 341411 | S | | 40 |
| 341412 | S | | 40 |
| 341413 | S | | 40 |
| 341414 | S | | 40 |
| 341416 | S | | 40 |
| 341417 | S | | 40 |
| 341418 | S | | 40 |
| 341419 | S | | 40 |
| 341426 | S | | 40 |
| 341427 | S | | 40 |
| 341428 | S | | 40 |
| 341429 | S | | 40 |
| 341430 | S | | 40 |
| 341431 | S | | 40 |
| 341432 | S | | 40 |
| 341433 | S | | 40 |
| 341434 | S | | 40 |
| 341435 | S | | 40 |
| 341436 | S | | 40 |
| 341437 | S | | 40 |
| 341438 | S | | 40 |
| 341439 | S | | 40 |
| 341440 | S | | 40 |
| 341441 | S | | 40 |
| 341442 | S | | 40 |
| 341443 | S | | 40 |
| 341444 | S | | 40 |
| 341445 | S | | 40 |
| 341446 | S | | 40 |
| 341466 | S | | 40 |
| 341467 | S | | 40 |
| 341468 | S | | 40 |
| 341469 | S | | 40 |
| 341470 | S | | 40 |
| 341471 | S | | 40 |
| 341472 | S | | 40 |
| 341473 | S | | 40 |
| 341474 | S | | 40 |
| 341475 | S | | 40 |
| 341476 | S | | 40 |
| 341477 | S | | 40 |
| 341478 | S | | 40 |
| 341479 | S | | 40 |
| 341480 | S | | 40 |
| 341481 | S | | 40 |
| 341482 | S | | 40 |
| 341483 | S | | 40 |
| 341484 | S | | 40 |
| 341485 | S | | 40 |
| 341486 | S | | 40 |
| 341487 | S | | 40 |
| 341488 | S | | 40 |
| 341489 | S | | 40 |
| 341490 | S | | 40 |
| 341491 | S | | 40 |
| 341493 | S | | 40 |
| 341494 | S | | 40 |
| 341495 | S | | 40 |
| 341496 | S | | 40 |
| 341497 | S | | 40 |
| 341498 | S | | 40 |
| 341499 | S | | 40 |
| 341614 | V | 10 | 33, 35, 37, 39, 70, 74 |
| 344100 | Z | | 33, 35, 37, 39, 53 |
| 344105 | Z | | 33, 35, 37, 39, 53 |
| 344150 | Z | | 33, 35 |
| 347000 | M | | 33, 35, 37, 39, 50 |
| 347001 | M | | 50 |
| 347002 | M | | 50 |
| 347003 | M | | 50 |
| 347004 | M | | 50 |
| 347006 | E | | 51 |
| 347007 | Z | | 50 |
| 347008 | E | | 51 |
| 347009 | E | | 51 |
| 347010 | Z | | 51 |
| 347030 | Z | | 50 |
| 347034 | Z | | 50 |
| 347035 | Z | | 50 |
| 347040 | Z | | 50 |
| 347046 | Z | | 50 |
| 347047 | Z | | 50 |
| 347053 | Z | | 50 |
| 370010 | M | | 41 |
| 370011 | M | | 41 |
| 370012 | M | | 41 |
| 371109 | S | | 41 |
| 371113 | S | | 41 |
| 371117 | S | | 41 |
| 371134 | S | | 41 |
| 371138 | S | | 41 |
| 371142 | S | | 41 |
| 380303 | M | | 37 |
| 380304 | M | | 37 |
| 380305 | M | | 37 |
| 380306 | M | | 37 |
| 380307 | M | | 37 |
| 380308 | M | | 37 |
| 380309 | M | | 37 |
| 380310 | M | | 37 |
| 380311 | M | | 37 |
| 380312 | M | | 37 |
| 380313 | M | | 37 |
| 380314 | M | | 37 |
| 380426 | M | | 39 |
| 380427 | M | | 39 |
| 380428 | M | | 39 |
| 380429 | M | | 39 |
| 380430 | M | | 39 |
| 380431 | M | | 39 |
| 380441 | M | | 39 |
| 380442 | M | | 39 |
| 380443 | M | | 39 |
| 380444 | M | | 39 |
| 380445 | M | | 39 |
| 380446 | M | | 39 |
| 380447 | M | | 39 |
| 380448 | M | | 39 |
| 381000 | Z | | 37, 39 |
| 381050 | Z | | 37 |
| 381401 | S | | 40 |
| 381405 | S | | 40 |
| 381410 | S | | 40 |
| 381415 | S | | 40 |
| 381430 | S | | 40 |
| 381431 | S | | 40 |
| 381432 | S | | 40 |
| 381433 | S | | 40 |
| 381622 | V | 5 | 37, 39, 70, 74 |
| 520003 | H | | 24 |
| 520004 | H | | 24 |
| 520008 | H | | 24 |
| 520009 | H | | 24 |
| 520010 | H | | 24 |
| 520013 | H | | 24 |
| 520014 | H | | 24 |
| 520015 | H | | 24 |
| 520016 | H | | 24 |
| 520017 | H | | 24 |
| 520025 | Z | | 25 |
| 520026 | Z | | 25 |
| 520056 | Z | | 25 |
| 521000 | Z | | 30 |
| 521002 | S | | 30 |
| 521010 | Z | | 30 |
| 521012 | S | | 30 |
| 521020 | Z | | 30 |
| 521022 | S | | 30 |
| 521026 | Z | | 25 |
| 521030 | Z | | 30 |
| 521032 | S | | 30 |
| 521036 | Z | | 25 |
| 521040 | Z | | 30 |
| 521042 | S | | 30 |
| 521046 | Z | | 25 |
| 521050 | Z | | 30 |
| 521052 | S | | 30 |
| 521056 | Z | | 25 |
| 521060 | Z | | 30 |
| 521062 | S | | 30 |
| 521066 | Z | | 25 |
| 521070 | Z | | 30 |
| 521072 | S | | 30 |
| 521080 | Z | | 30 |
| 521082 | S | | 30 |
| 521100 | Z | | 30 |
| 521102 | S | | 30 |
| 521110 | Z | | 30 |
| 521112 | S | | 30 |
| 521120 | Z | | 30 |
| 521122 | S | | 30 |
| 521130 | Z | | 30 |
| 521132 | S | | 30 |
| 521140 | Z | | 30 |
| 521142 | S | | 30 |
| 521150 | Z | | 30 |
| 521152 | S | | 30 |
| 521160 | Z | | 30 |
| 521162 | S | | 30 |
| 521170 | Z | | 30 |
| 521172 | S | | 30 |
| 521180 | Z | | 30 |
| 521182 | S | | 30 |
| 521200 | Z | | 30 |
| 521202 | S | | 30 |
| 521210 | Z | | 30 |
| 521212 | S | | 30 |
| 521220 | Z | | 30 |
| 521222 | S | | 30 |
| 521230 | Z | | 30 |
| 521232 | S | | 30 |
| 521240 | Z | | 30 |
| 521242 | S | | 30 |
| 521250 | Z | | 30 |
| 521252 | S | | 30 |
| 521260 | Z | | 30 |
| 521262 | S | | 30 |
| 521270 | Z | | 30 |
| 521272 | S | | 30 |
| 521280 | Z | | 30 |
| 521282 | S | | 30 |
| 521300 | Z | | 30 |
| 521302 | S | | 30 |
| 521310 | Z | | 30 |
| 521312 | S | | 30 |
| 521320 | Z | | 30 |
| 521322 | S | | 30 |
| 521330 | Z | | 30 |
| 521332 | S | | 30 |
| 521340 | Z | | 30 |
| 521342 | S | | 30 |
| 521350 | Z | | 30 |
| 521352 | S | | 30 |
| 522000 | Z | | 24–29 |
| 522051 | Z | | 25 |
| 526050 | Z | | 24 |
| 526052 | Z | | 25 |
| 530000 | Z | | 27 |
| 530003 | Z | | 26 |
| 530013 | E | | 26 |
| 530014 | E | | 26 |
| 530020 | E | | 27 |
| 530022 | E | | 27 |
| 530023 | E | | 27 |
| 533000 | Z | | 26–27 |
| 536000 | Z | | 26–27 |
| 540000 | Z | | 28 |
| 540001 | Z | | 29 |
| 540020 | E | | 28 |
| 540022 | E | | 28 |
| 540023 | E | | 29 |
| 540024 | E | | 29 |
| 540025 | E | | 29 |
| 541401 | Z | | 31 |
| 541404 | Z | | 31 |
| 541406 | Z | | 31 |
| 541410 | Z | | 31 |
| 541413 | Z | | 31 |
| 541414 | Z | | 31 |
| 541415 | Z | | 31 |
| 541416 | Z | | 31 |
| 543000 | Z | | 28 |
| 543010 | Z | | 29 |
| 543100 | Z | | 26–28, 61–62 |
| 546000 | Z | | 28–29 |
| 560000 | Z | | 61 |
| 560001 | Z | | 61 |
| 560002 | Z | | 62 |
| 560003 | Z | | 58 |
| 560004 | Z | | 59 |
| 560008 | Z | | 61 |
| 560009 | Z | | 63 |
| 560020 | E | | 61 |
| 560022 | E | | 62 |
| 560023 | E | | 58 |
| 560026 | E | | 61 |
| 560027 | E | | 61 |
| 560040 | E | | 59 |
| 560051 | E | | 63 |
| 561001 | V | | 64 |

# List of articles


| Art.-No. | DG | PU | Page |
|---|---|---|---|
| 561002 | V | | 64 |
| 561003 | V | | 64 |
| 561004 | V | | 64 |
| 561005 | V | | 64 |
| 561006 | V | | 64 |
| 561007 | V | | 64 |
| 561008 | V | | 64 |
| 561101 | V | | 65 |
| 561102 | V | | 65 |
| 561103 | V | | 65 |
| 561104 | V | | 65 |
| 561105 | V | | 65 |
| 561106 | V | | 65 |
| 561107 | V | | 65 |
| 561108 | V | | 65 |
| 561109 | V | | 65 |
| 561110 | V | | 65 |
| 561111 | V | | 65 |
| 561112 | V | | 65 |
| 561113 | V | | 65 |
| 561114 | V | | 65 |
| 561115 | V | | 65 |
| 561116 | V | | 65 |
| 561117 | V | | 65 |
| 561118 | V | | 65 |
| 561119 | V | | 65 |
| 561120 | V | | 65 |
| 561121 | V | | 65 |
| 561122 | V | | 65 |
| 561123 | V | | 65 |
| 561124 | V | | 65 |
| 561125 | V | | 65 |
| 561126 | V | | 65 |
| 563000 | Z | | 61–62 |
| 563008 | Z | | 61–62 |
| 563100 | Z | | 61–62 |
| 563200 | Z | | 61–62 |
| 565051 | Z | | 67 |
| 565225 | Z | | 63, 115 |
| 566025 | Z | | 63 |
| 566051 | Z | | 58–59, 61–62 |
| 570100 | Z | | 143, 145–146, 150–151, 153–154, 156–157 |
| 570107 | Z | | 143–146, 148–150, 153–154, 156–157 |
| 570110 | Z | | 143–154, 156–157 |
| 570112 | Z | | 144–145, 148, 153 |
| 570115 | Z | | 143–150, 153–154, 156–157 |
| 570117 | Z | | 144–145, 148, 153 |
| 570120 | Z | | 143–154, 156–157 |
| 570125 | Z | | 143–150, 153–154, 156–157 |
| 570130 | Z | | 143–154, 156–157 |
| 570132 | Z | | 153, 156 |
| 570135 | Z | | 143–150, 153–154, 156–157 |
| 570137 | Z | | 153, 156 |
| 570140 | Z | | 143–154, 156–157 |
| 570145 | Z | | 143–150, 153–154, 156–157 |
| 570150 | Z | | 143–154, 156–157 |
| 570155 | Z | | 143–150, 153–154, 156–157 |
| 570160 | Z | | 143–146, 148–151, 154, 156–157 |
| 570165 | Z | | 143–150, 153–154, 156–157 |
| 570170 | Z | | 143–146, 148–151, 154, 156–157 |
| 570175 | Z | | 143–150, 153–154, 156–157 |
| 570280 | Z | | 137–139, 179 |
| 570290 | Z | | 158 |
| 570295 | Z | | 158, 161 |
| 570300 | Z | | 143, 155 |
| 570310 | Z | | 144–145, 148, 150, 152, 155 |
| 570315 | Z | | 150 |
| 570320 | Z | | 143–152, 154–155, 157 |
| 570330 | Z | | 148, 155 |
| 570340 | Z | | 143–146, 148, 150, 152 |
| 570350 | Z | | 143–152, 154–155, 157 |
| 570360 | Z | | 143, 146–148, 150, 155 |
| 570370 | Z | | 143–152, 154–155, 157 |
| 570380 | Z | | 143–152, 154–155, 157 |
| 570390 | Z | | 143, 145–146, 148–152, 155 |
| 570400 | Z | | 146 |
| 570410 | Z | | 146 |
| 570420 | Z | | 146 |
| 570430 | Z | | 146 |
| 570440 | Z | | 146 |
| 570450 | Z | | 146 |
| 570452 | Z | | 146–149, 157 |
| 570455 | Z | | 143–152, 154–157 |
| 570457 | Z | | 145–148, 152 |
| 570460 | Z | | 143–152, 154–157 |
| 570462 | Z | | 145–148, 152, 155, 157 |
| 570465 | Z | | 143–152, 154–155, 157 |
| 570467 | Z | | 146–148, 152 |
| 570470 | Z | | 143–152, 154–157 |
| 570472 | Z | | 148, 152 |
| 570475 | Z | | 143–152, 154–157 |
| 570477 | Z | | 148, 152 |
| 570480 | Z | | 143–152, 154–157 |
| 570482 | Z | | 147–148, 156 |
| 570485 | Z | | 143–152, 154–157 |
| 570487 | Z | | 144, 147–148, 154–155 |
| 570495 | Z | | 144–152, 155 |
| 570610 | Z | | 155 |
| 570620 | Z | | 151, 155 |
| 570630 | Z | | 155 |
| 570650 | Z | | 151, 155 |
| 570670 | Z | | 151, 155 |
| 570680 | Z | | 151, 155 |
| 570685 | Z | | 155 |
| 570690 | Z | | 151 |
| 570695 | Z | | 144, 155 |
| 570715 | Z | | 144–146, 148–149, 152, 157 |
| 570720 | Z | | 144, 146, 148, 152 |
| 570725 | Z | | 144–146, 148–149, 152, 157 |
| 570730 | Z | | 144, 146, 148–149, 152, 157 |
| 570735 | Z | | 144, 146, 148–149, 152, 157 |
| 570742 | Z | | 146, 148, 152 |
| 570745 | Z | | 143–144, 146, 148–149, 152 |
| 570750 | Z | | 143–144, 148–151 |
| 570760 | Z | | 144–145, 149–150, 152, 155–157 |
| 570765 | Z | | 143–152, 154–157 |
| 570770 | Z | | 143–152, 154–157 |
| 570775 | Z | | 143–152, 154–157 |
| 570780 | Z | | 143–152, 154–157 |
| 570785 | Z | | 143–152, 154–157 |
| 570790 | Z | | 143–152, 154–157 |
| 570795 | Z | | 143–152, 154–157 |
| 570845 | Z | | 143–144, 148, 152 |
| 570850 | Z | | 143–146, 148–149, 152, 155 |
| 570855 | Z | | 143–144, 146, 148, 152 |
| 570860 | Z | | 143–146, 148–149, 152, 155 |
| 570870 | Z | | 143–146, 148–149, 152, 155 |
| 570880 | Z | | 143–146, 148–149, 155 |
| 570910 | Z | | 144, 146, 150, 156–157 |
| 570915 | Z | | 144, 146, 150, 156–157 |
| 570920 | Z | | 150, 156 |
| 570925 | Z | | 144, 146, 150, 156–157 |
| 570930 | Z | | 153–154, 157 |
| 570932 | Z | | 153 |
| 570935 | Z | | 144, 147, 153–154, 157 |
| 570937 | Z | | 153 |
| 570940 | Z | | 144, 147, 153–154, 157 |
| 570945 | Z | | 144, 147, 153–154, 157 |
| 570950 | Z | | 144, 147, 153–154, 157 |
| 570955 | Z | | 144, 147, 153–154, 157 |
| 571003 | Z | | 140 |
| 571004 | Z | | 141 |
| 571013 | E | | 140 |
| 571014 | E | | 141 |
| 571290 | Z | | 140–141 |
| 571320 | Z | | 143–144, 150–152, 155 |
| 571325 | Z | | 143–148, 150–152, 155 |
| 571330 | Z | | 143–148, 150–152, 155 |
| 571335 | Z | | 143–147, 150–152, 155 |
| 571337 | Z | | 148, 151, 155 |
| 571340 | Z | | 143, 145–147, 150–152, 155 |
| 571342 | Z | | 148, 151, 155 |
| 571360 | Z | | 149 |
| 571370 | Z | | 149 |
| 571375 | Z | | 149 |
| 571380 | Z | | 149 |
| 571432 | Z | | 145 |
| 571434 | Z | | 145 |
| 571436 | Z | | 145 |
| 571438 | Z | | 145 |
| 571440 | Z | | 145 |
| 571450 | Z | | 143, 147, 156–157 |
| 571455 | Z | | 143, 147, 156–157 |
| 571460 | Z | | 143, 147, 156–157 |
| 571465 | Z | | 143, 147, 156–157 |
| 571470 | Z | | 143, 147, 156–157 |
| 571475 | Z | | 143, 156–157 |
| 571477 | Z | | 143, 157 |
| 571545 | Z | | 93, 97, 121, 165, 173, 175–176, 178 |
| 571555 | Z | | 93, 97, 121, 140–141, 165, 169, 173, 175–176, 178 |
| 571560 | Z | | 63, 77, 93, 97, 115, 121, 140–141, 165, 169, 173, 175–176, 178 |
| 571565 | Z | | 93, 97, 121, 140–141, 165, 169, 173, 175–176, 178 |
| 571630 | Z | | 156 |
| 571635 | Z | | 143, 156 |
| 571640 | Z | | 143, 156 |
| 571645 | Z | | 156 |
| 571744 | Z | | 147, 150 |
| 571746 | Z | | 147, 150 |
| 571748 | Z | | 147, 150 |
| 571750 | Z | | 156 |
| 571752 | Z | | 156 |
| 571754 | Z | | 156 |
| 571756 | Z | | 156 |
| 571770 | Z | | 143–145, 149–150, 156 |
| 571775 | Z | | 143–145, 149–150, 156 |
| 571780 | Z | | 143–145, 149–150, 156 |
| 571785 | Z | | 143–145, 149–150, 156 |
| 571790 | Z | | 143–145, 149–150, 156 |
| 571795 | Z | | 143–145, 149–150, 156 |
| 571855 | Z | | 155 |
| 571865 | Z | | 161 |
| 571866 | Z | | 135, 161 |
| 571870 | Z | | 161 |
| 571871 | Z | | 161 |
| 571887 | Z | | 161 |
| 571889 | Z | | 161 |
| 571890 | Z | | 161 |
| 571891 | Z | | 135, 161 |
| 571895 | Z | | 161 |
| 571896 | Z | | 135, 161 |
| 571900 | Z | | 147, 151, 154 |
| 571902 | Z | | 147, 151, 154 |
| 571980 | Z | | 148 |
| 572101 | E | | 137 |
| 572111 | E | | 137 |
| 572365 | Z | | 143–145, 147–152, 154–156 |
| 572385 | Z | | 143–144, 146, 148–149, 152 |
| 572400 | Z | | 143–152, 154–155, 157 |
| 572405 | Z | | 143–152, 154–155, 157 |
| 572470 | Z | | 146 |
| 572600 | Z | | 148 |
| 572605 | Z | | 148 |
| 572610 | Z | | 148 |
| 572615 | Z | | 148 |
| 572620 | Z | | 148 |
| 572625 | Z | | 148 |
| 572630 | Z | | 155 |
| 572632 | Z | | 155 |
| 572634 | Z | | 155 |
| 572636 | Z | | 155 |
| 572638 | Z | | 155 |
| 572640 | Z | | 155 |
| 572642 | Z | | 143 |
| 572644 | Z | | 143 |
| 572646 | Z | | 143 |
| 572648 | Z | | 143 |
| 572670 | Z | | 152 |
| 572672 | Z | | 152 |
| 572674 | Z | | 152 |
| 572676 | Z | | 152 |
| 572678 | Z | | 152 |
| 572680 | Z | | 152 |
| 572687 | Z | | 149, 152, 156 |
| 572689 | Z | | 149, 152, 156 |
| 572691 | Z | | 149, 152, 156 |
| 572693 | Z | | 149, 152, 156 |
| 572695 | Z | | 149, 152, 156 |
| 572697 | Z | | 149, 152, 156 |
| 572706 | Z | | 143–149, 151–154, 156–157 |
| 572708 | Z | | 143–149, 151–154, 156–157 |
| 572710 | Z | | 153–154, 157 |
| 572712 | Z | | 153–154, 157 |
| 572714 | Z | | 152 |
| 572716 | Z | | 152 |
| 572795 | Z | | 158 |
| 572801 | Z | | 158 |
| 572802 | Z | | 158 |
| 572809 | Z | | 158 |
| 572810 | Z | | 158 |
| 572815 | Z | | 150, 156 |
| 572816 | Z | | 150, 156 |
| 572817 | Z | | 150, 156 |
| 572818 | Z | | 150, 156 |
| 572819 | Z | | 145, 156 |
| 572820 | Z | | 145, 156 |
| 572821 | Z | | 145, 156 |
| 572822 | Z | | 156 |
| 572823 | Z | | 156 |
| 572824 | Z | | 156 |
| 572828 | Z | | 144, 147–152, 155–156 |
| 572829 | Z | | 147–148, 150, 152, 155 |
| 572830 | Z | | 143, 146, 152 |
| 572836 | Z | | 152 |
| 572837 | Z | | 143–145, 147–148, 150–152, 155–156 |
| 572839 | Z | | 152 |
| 572840 | Z | | 152 |
| 572841 | Z | | 152 |
| 573003 | Z | | 165 |
| 573004 | Z | | 165 |
| 573006 | Z | | 169 |
| 573033 | E | | 165 |
| 573034 | E | | 165 |
| 573035 | E | | 165 |
| 573060 | E | | 169 |
| 573061 | E | | 169 |
| 573064 | E | | 169 |
| 573100 | Z | | 168–169 |
| 573102 | Z | | 168–169 |
| 573106 | Z | | 168–169 |
| 573108 | Z | | 168–169 |
| 573120 | Z | | 168 |
| 573122 | Z | | 168 |
| 573124 | Z | | 168 |
| 573126 | Z | | 168 |
| 573128 | Z | | 168 |
| 573154 | Z | | 168 |
| 573156 | Z | | 168 |
| 573160 | Z | | 168 |
| 573162 | Z | | 168 |
| 573164 | Z | | 168 |
| 573166 | Z | | 168 |
| 573168 | Z | | 168 |
| 573170 | Z | | 168 |
| 573172 | Z | | 168 |
| 573176 | Z | | 168 |
| 573178 | Z | | 168 |
| 573180 | Z | | 168 |
| 573184 | Z | | 168 |
| 573186 | Z | | 168 |
| 573188 | Z | | 168 |
| 573190 | Z | | 168 |
| 573282 | Z | | 169 |
| 573284 | Z | | 165 |
| 573320 | Z | | 168 |
| 573325 | Z | | 168 |
| 573330 | Z | | 168 |
| 573335 | Z | | 168 |
| 573360 | Z | | 168 |
| 573364 | Z | | 168 |
| 573367 | Z | | 168 |
| 573370 | Z | | 168 |
| 573400 | Z | | 168 |
| 573402 | Z | | 168 |
| 573404 | Z | | 168 |
| 573406 | Z | | 168 |
| 573430 | Z | | 169 |
| 573432 | Z | | 169 |
| 573434 | Z | | 169 |
| 573436 | Z | | 169 |
| 573438 | Z | | 169 |
| 573616 | Z | | 168 |
| 573624 | Z | | 168 |
| 573628 | Z | | 168 |
| 573630 | Z | | 168 |
| 573632 | Z | | 168 |
| 573636 | Z | | 168 |
| 573640 | Z | | 168 |
| 573644 | Z | | 168 |
| 573646 | Z | | 168 |
| 573647 | Z | | 167 |
| 573648 | Z | | 167 |
| 573649 | Z | | 167 |
| 574000 | H | | 136 |
| 574300 | H | | 166 |
| 574302 | H | | 166 |
| 574352 | Z | | 166 |
| 574430 | Z | | 136 |
| 574436 | Z | | 76–77, 136 |
| 574437 | Z | | 166 |
| 574500 | Z | | 158 |
| 574502 | Z | | 124, 126, 128, 130–131, 133, 145, 148–150, 153–154, 156–157 |
| 574504 | Z | | 124, 126, 128, 130–131, 133, 145, 148–150, 153–154, 156–157 |
| 574506 | Z | | 124, 126, 128, 130–131, 133, 145, 148–150, 153–154, 156–157 |
| 574508 | Z | | 124, 126, 128, 130–131, 133, 145, 148–150, 153–154, 156–157 |
| 574510 | Z | | 124, 126, 128, 130–131, 133, 145, 148–150, 153–154, 156–157 |
| 574512 | Z | | 124, 126, 128, 130–131, 133, 145, 148–150, 153–154, 156–157 |
| 574516 | Z | | 134, 158 |
| 574520 | Z | | 125, 128, 130–134, 146, 150, 153–154, 156–157 |
| 574522 | Z | | 124–125, 127–128, 130–134, 145–146, 149–150, 153–154, 156–157 |
| 574524 | Z | | 124–125, 127–128, 130–134, 145–146, 149–150, 153–154, 156–157 |
| 574526 | Z | | 124–125, 127–128, 130–134, 145–146, 149–150, 153–154, 156–157 |
| 574528 | Z | | 124–125, 127, 130–134, 145–146, 149, 153–154, 156–157 |
| 574530 | Z | | 124–125, 127, 130–134, 145–146, 149, 153–154, 156–157 |
| 575005 | Z | | 178 |
| 575006 | Z | | 173 |
| 575008 | Z | | 165, 175 |
| 575009 | Z | | 176 |
| 575015 | E | | 178 |
| 575016 | E | | 173 |
| 575017 | E | | 179 |
| 575018 | E | | 175 |
| 575019 | E | | 176 |
| 575100 | Z | | 179 |
| 577000 | Z | | 139 |
| 577001 | Z | | 138 |
| 577010 | E | | 139 |




DG: discount group PU: packing unit (pieces)

# List of articles


| Art.-No. | DG | PU | Page |
|---|---|---|---|
| 577011 | E | | 138 |
| 578001 | Z | | 121 |
| 578012 | E | | 121 |
| 578290 | Z | | 121, 165, 173, 175–176, 178 |
| 578295 | Z | | 134–135 |
| 578310 | Z | | 123–125, 128–134 |
| 578312 | Z | | 123–134 |
| 578314 | Z | | 123–134 |
| 578316 | Z | | 123–134 |
| 578318 | Z | | 123–134 |
| 578324 | Z | | 123–126, 128, 130–133 |
| 578326 | Z | | 123–124, 126, 131 |
| 578328 | Z | | 123–126, 128, 130–133 |
| 578330 | Z | | 123–124, 126, 131 |
| 578332 | Z | | 123–126, 128, 130–133 |
| 578334 | Z | | 123–126, 128, 130–133 |
| 578336 | Z | | 123–126, 128, 130–133 |
| 578338 | Z | | 131, 133 |
| 578340 | Z | | 131, 133 |
| 578342 | Z | | 125–127, 129–130 |
| 578344 | Z | | 126–127, 133 |
| 578346 | Z | | 125–128, 134 |
| 578348 | Z | | 123–130, 132–134 |
| 578350 | Z | | 124–127, 129 |
| 578352 | Z | | 123–130, 132–134 |
| 578354 | Z | | 124–127, 129–130, 132, 134 |
| 578356 | Z | | 123–130, 132, 134 |
| 578358 | Z | | 123–130, 132–134 |
| 578360 | Z | | 124–130, 132 |
| 578362 | Z | | 123–130, 132–134 |
| 578364 | Z | | 123–130, 132–134 |
| 578368 | Z | | 124, 126–127, 132 |
| 578372 | Z | | 124, 127–128, 130, 132–134 |
| 578374 | Z | | 123–130, 132–134 |
| 578376 | Z | | 123–130, 132–134 |
| 578378 | Z | | 123–130, 132–134 |
| 578380 | Z | | 123–130, 132–134 |
| 578382 | Z | | 123–130, 132–134 |
| 578386 | Z | | 123–130, 132–133 |
| 578390 | Z | | 123–127, 129–134 |
| 578392 | Z | | 123–124, 127–129 |
| 578394 | Z | | 128 |
| 578396 | Z | | 123, 132 |
| 578398 | Z | | 124, 127–128, 130, 132 |
| 578400 | Z | | 123–130, 132, 134 |
| 578402 | Z | | 127, 132 |
| 578404 | Z | | 123–125, 127–128, 130 |
| 578406 | Z | | 123–130, 132, 134 |
| 578408 | Z | | 123, 125–128, 132 |
| 578410 | Z | | 123–130, 132, 134 |
| 578412 | Z | | 123–130, 132, 134 |
| 578418 | Z | | 132 |
| 578420 | Z | | 129, 132 |
| 578422 | Z | | 132 |
| 578426 | Z | | 129, 132 |
| 578430 | Z | | 129, 132 |
| 578432 | Z | | 129, 132 |
| 578434 | Z | | 130 |
| 578436 | Z | | 130 |
| 578438 | Z | | 130 |
| 578440 | Z | | 130 |
| 578442 | Z | | 130 |
| 578444 | Z | | 125 |
| 578446 | Z | | 125 |
| 578448 | Z | | 125 |
| 578450 | Z | | 125 |
| 578452 | Z | | 125 |
| 578454 | Z | | 130 |
| 578456 | Z | | 124–127, 129–130, 134 |
| 578458 | Z | | 124–125, 127, 130 |
| 578460 | Z | | 124–127, 129–130, 134 |
| 578462 | Z | | 124–127, 129, 134 |
| 578464 | Z | | 124–127, 129, 134 |
| 578466 | Z | | 123–124, 127, 130 |
| 578468 | Z | | 123–127, 130, 132 |
| 578470 | Z | | 123–125, 127, 130 |
| 578472 | Z | | 123–127, 130, 132 |
| 578474 | Z | | 123–127, 130, 132 |
| 578476 | Z | | 123–127, 132 |
| 578478 | Z | | 125, 127, 129 |
| 578482 | Z | | 124–125, 128, 133–134 |
| 578484 | Z | | 124–125, 128, 133–134 |
| 578486 | Z | | 128, 133 |
| 578488 | Z | | 124–125, 128, 133–134 |
| 578490 | Z | | 123–124, 128–130, 132 |
| 578492 | Z | | 123–126, 128–130, 132 |
| 578494 | Z | | 123–126, 128–130, 132 |
| 578496 | Z | | 123–126, 128–130, 132 |
| 578498 | Z | | 123–126, 128–129, 132 |
| 578510 | Z | | 130–131, 133 |
| 578512 | Z | | 131 |
| 578514 | Z | | 123, 126, 130–131, 133 |
| 578516 | Z | | 131 |
| 578518 | Z | | 123, 126, 130–131, 133 |
| 578520 | Z | | 123, 126, 130–131, 133 |
| 578522 | Z | | 123, 126, 130–131, 133 |
| 578524 | Z | | 127 |
| 578526 | Z | | 127 |
| 578528 | Z | | 127 |
| 578530 | Z | | 127 |
| 578534 | Z | | 123, 126, 133–134 |
| 578536 | Z | | 123, 126, 133–134 |
| 578538 | Z | | 123, 126, 133–134 |
| 578540 | Z | | 123, 126, 133–134 |
| 578550 | Z | | 133 |
| 578552 | Z | | 123, 133 |
| 578554 | Z | | 123, 133 |
| 578556 | Z | | 133 |
| 578558 | Z | | 134 |
| 578560 | Z | | 126, 128 |
| 578562 | Z | | 126, 128 |
| 578564 | Z | | 126, 128 |
| 578566 | Z | | 123–124, 128, 133 |
| 578568 | Z | | 123–124, 128, 133 |
| 578570 | Z | | 123–124, 128, 133 |
| 578576 | Z | | 132 |
| 578578 | Z | | 132 |
| 578580 | Z | | 132 |
| 578582 | Z | | 132 |
| 578584 | Z | | 132 |
| 578586 | Z | | 132 |
| 578588 | Z | | 127, 129 |
| 578590 | Z | | 127, 129 |
| 578592 | Z | | 127 |
| 578594 | Z | | 127 |
| 578596 | Z | | 127 |
| 578598 | Z | | 127 |
| 578600 | Z | | 127 |
| 578602 | Z | | 132 |
| 578604 | Z | | 123–126, 128, 130–133 |
| 578606 | Z | | 123–124, 128, 133 |
| 578608 | Z | | 123 |
| 578610 | Z | | 123 |
| 578612 | Z | | 123 |
| 578614 | Z | | 123 |
| 578618 | Z | | 132 |
| 578620 | Z | | 135 |
| 578621 | Z | | 135 |
| 578622 | Z | | 135 |
| 578624 | Z | | 123–130, 132, 134 |
| 578630 | Z | | 127, 129, 133 |
| 578632 | Z | | 127, 129, 133 |
| 578634 | Z | | 127, 129, 133 |
| 578636 | Z | | 127, 129, 133 |
| 578638 | Z | | 123 |
| 580000 | Z | | 113, 116 |
| 580002 | Z | | 115 |
| 580010 | E | | 113 |
| 580012 | E | | 115 |
| 580020 | E | | 113 |
| 580021 | E | | 113 |
| 580022 | E | | 113 |
| 580023 | E | | 113 |
| 580024 | E | | 113 |
| 580025 | E | | 113 |
| 580026 | E | | 113 |
| 580027 | E | | 113 |
| 580028 | E | | 113 |
| 580029 | E | | 113 |
| 580030 | E | | 113 |
| 580031 | E | | 113 |
| 580033 | E | | 113 |
| 580034 | E | | 113 |
| 580035 | E | | 113 |
| 580070 | E | | 115 |
| 580071 | E | | 115 |
| 580072 | E | | 115 |
| 580073 | E | | 115 |
| 580074 | E | | 115 |
| 580075 | E | | 115 |
| 580076 | E | | 115 |
| 580077 | E | | 115 |
| 580078 | E | | 115 |
| 580079 | E | | 115 |
| 580081 | E | | 115 |
| 580083 | E | | 115 |
| 580084 | E | | 115 |
| 580100 | Z | | 111 |
| 580110 | E | | 111 |
| 581070 | Z | | 117 |
| 581080 | Z | | 117 |
| 581110 | Z | | 117 |
| 581130 | Z | | 117 |
| 581150 | Z | | 117 |
| 581180 | Z | | 117 |
| 581200 | Z | | 117 |
| 581210 | Z | | 117 |
| 581220 | Z | | 117 |
| 581230 | Z | | 117 |
| 581240 | Z | | 117 |
| 581260 | Z | | 117 |
| 581270 | Z | | 117 |
| 581280 | Z | | 117 |
| 581310 | Z | | 117 |
| 581320 | Z | | 117 |
| 581330 | Z | | 117 |
| 581350 | Z | | 117 |
| 581370 | Z | | 117 |
| 581380 | Z | | 117 |
| 581390 | Z | | 117 |
| 581400 | Z | | 117 |
| 581410 | Z | | 117 |
| 581420 | Z | | 117 |
| 581430 | Z | | 117 |
| 581440 | Z | | 117 |
| 581450 | Z | | 117 |
| 581460 | Z | | 117 |
| 581470 | Z | | 117 |
| 581500 | Z | | 117 |
| 581510 | Z | | 117 |
| 581520 | Z | | 117 |
| 581530 | Z | | 117 |
| 581540 | Z | | 117 |
| 582036 | Z | | 111, 113, 115–116 |
| 582110 | Z | | 111 |
| 582120 | Z | | 111 |
| 586000 | Z | | 113 |
| 586012 | Z | | 111 |
| 586015 | Z | | 115 |
| 586100 | Z | | 113, 115 |
| 586150 | Z | | 113, 115 |
| 590000 | Z | | 109 |
| 590020 | E | | 109 |
| 590021 | E | | 109 |
| 590022 | E | | 109 |
| 590051 | Z | | 109 |
| 590052 | Z | | 109 |
| 590053 | Z | | 109 |
| 590054 | Z | | 109 |
| 590055 | Z | | 109 |
| 590056 | Z | | 109 |
| 590057 | Z | | 109 |
| 590058 | Z | | 109 |
| 590059 | Z | | 109 |
| 590060 | Z | | 109 |
| 590061 | Z | | 109 |
| 590062 | Z | | 109 |
| 590111 | Z | | 109 |
| 590150 | Z | | 109 |
| 590153 | Z | | 109 |
| 590160 | Z | | 109, 111 |
| 731200 | Z | | 31 |
| 731205 | Z | | 31 |
| 731210 | Z | | 31 |
| 731220 | Z | | 31 |
| 731230 | Z | | 31 |
| 731240 | Z | | 31 |
| 731250 | Z | | 31 |
| 731301 | Z | | 31 |
| 731302 | Z | | 31 |
| 731303 | Z | | 31 |
| 731304 | Z | | 31 |
| 731305 | Z | | 31 |
| 731306 | Z | | 31 |
| 731307 | Z | | 31 |
| 731308 | Z | | 31 |
| 731309 | Z | | 31 |
| 731310 | Z | | 31 |
| 731311 | Z | | 31 |
| 731312 | Z | | 31 |
| 731320 | Z | | 31 |
| 731321 | Z | | 31 |
| 731322 | Z | | 31 |
| 731323 | Z | | 31 |
| 731324 | Z | | 31 |
| 731325 | Z | | 31 |
| 731326 | Z | | 31 |
| 731700 | Z | | 26–29, 87 |
| 750003 | U | | 43 |
| 750004 | U | | 43 |
| 751000 | Z | | 43 |
| 751040 | Z | | 43, 47 |
| 751050 | Z | | 43, 47 |
| 751060 | Z | | 43, 47 |
| 751070 | Z | | 43, 47 |
| 751080 | Z | | 43 |
| 751090 | Z | | 43 |
| 751096 | S | | 43 |
| 751097 | S | | 43 |
| 751098 | S | | 43 |
| 751100 | Z | | 43 |
| 751102 | Z | | 43 |
| 751501 | S | | 44 |
| 751502 | S | | 44, 47 |
| 751503 | S | | 44, 47 |
| 751504 | S | | 44 |
| 751505 | S | | 44 |
| 751506 | S | | 44, 47 |
| 751507 | S | | 44, 47 |
| 751508 | S | | 44 |
| 751509 | S | | 44 |
| 751510 | S | | 44 |
| 751511 | S | | 44 |
| 751516 | S | | 44 |
| 751517 | S | | 44 |
| 751518 | S | | 44 |
| 751519 | S | | 44 |
| 751520 | S | | 44 |
| 751521 | S | | 44 |
| 751522 | S | | 44 |
| 751523 | S | | 44 |
| 751524 | S | | 44 |
| 751525 | S | | 44 |
| 751526 | S | | 44 |
| 751527 | S | | 44 |
| 751528 | S | | 44 |
| 751544 | S | | 44 |
| 751545 | S | | 44, 47 |
| 751546 | S | | 44, 47 |
| 751547 | S | | 44, 47 |
| 751548 | S | | 44 |
| 751549 | S | | 44 |
| 751550 | S | | 44, 47 |
| 751551 | S | | 44, 47 |
| 751552 | S | | 44, 47 |
| 751553 | S | | 44 |
| 751557 | S | | 44 |
| 751558 | S | | 44 |
| 751559 | S | | 44 |
| 751560 | S | | 44 |
| 751561 | S | | 44 |
| 751562 | S | | 44 |
| 751563 | S | | 44 |
| 751564 | S | | 44 |
| 751565 | S | | 44 |
| 751566 | S | | 44 |
| 751567 | S | | 44 |
| 751568 | S | | 44 |
| 751569 | S | | 44 |
| 751570 | S | | 44 |
| 751571 | S | | 44 |
| 753240 | Z | | 43 |
| 759250 | S | | 44 |
| 759251 | S | | 44 |
| 759252 | S | | 44 |
| 759253 | S | | 44 |
| 759254 | S | | 44 |
| 759255 | S | | 44 |
| 759256 | S | | 44 |
| 759257 | S | | 44 |
| 759258 | S | | 44 |
| 759259 | S | | 44 |
| 759260 | S | | 44 |
| 759261 | S | | 44 |
| 759262 | S | | 44 |
| 759263 | S | | 44 |
| 759264 | S | | 44 |
| 759265 | S | | 44 |
| 759270 | S | | 44 |
| 759271 | S | | 44 |
| 759272 | S | | 44 |
| 759273 | S | | 44 |
| 759274 | S | | 44 |
| 759275 | S | | 44 |
| 759276 | S | | 44 |
| 759277 | S | | 44 |
| 759278 | S | | 44 |
| 759279 | S | | 44 |
| 759280 | S | | 44 |
| 759281 | S | | 44 |
| 759282 | S | | 44 |
| 759330 | S | | 44 |
| 759360 | S | | 44 |
| 759361 | S | | 44 |
| 759362 | S | | 44 |
| 759363 | S | | 44 |
| 759364 | S | | 44 |
| 759365 | S | | 44 |
| 759366 | S | | 44 |
| 759367 | S | | 44 |
| 759368 | S | | 44 |
| 759369 | S | | 44 |
| 759370 | S | | 44 |
| 759371 | S | | 44 |
| 759372 | S | | 44 |
| 759373 | S | | 44 |
| 759374 | S | | 44 |
| 759375 | S | | 44 |
| 759376 | S | | 44 |
| 759377 | S | | 44 |
| 759378 | S | | 44 |
| 759379 | S | | 44 |
| 759380 | S | | 44 |
| 759381 | S | | 44 |
| 759382 | S | | 44 |
| 759383 | S | | 44 |
| 759384 | S | | 44 |
| 770003 | U | | 47 |
| 770004 | U | | 47 |
| 771000 | Z | | 47 |
| 771110 | S | | 47 |
| 771120 | S | | 47 |
| 771130 | S | | 47 |
| 771136 | S | | 47 |
| 771140 | S | | 47 |
| 771160 | S | | 47 |
| 771170 | S | | 47 |
| 771180 | S | | 47 |
| 771186 | S | | 47 |
| 771190 | S | | 47 |
| 771210 | S | | 47 |
| 771220 | S | | 47 |
| 771230 | S | | 47 |
| 771240 | S | | 47 |
| 771246 | S | | 47 |
| 771260 | S | | 47 |
| 771270 | S | | 47 |
| 771280 | S | | 47 |
| 771290 | S | | 47 |
| 771296 | S | | 47 |
| 773060 | Z | | 47 |
| 844010 | E | | 76 |
| 844011 | E | | 77 |
| 844050 | Z | | 76–77 |
| 844051 | Z | | 76–77 |
| 844510 | Z | | 77 |
| 845001 | M | | 78 |
| 845004 | M | | 80 |
| 845050 | Z | | 79, 81 |
| 845051 | Z | | 79, 81 |
| 845052 | Z | | 79, 81 |
| 845053 | Z | | 79, 81 |
| 845055 | Z | | 79, 81 |
| 845057 | Z | | 81 |
| 845060 | Z | | 81 |
| 845110 | Z | | 79 |
| 845118 | Z | | 79 |
| 845218 | Z | | 79 |
| 845220 | Z | | 81 |
| 845230 | Z | | 81 |
| 849006 | M | | 66 |
| 849007 | M | | 67 |
| 849315 | Z | | 51, 66–67, 79 |
| 849700 | Z | | 67 |
| 849703 | Z | | 66–67 |
| 849706 | Z | | 66–67 |

www.rems.de

**Head Office**

**Germany:** REMS GmbH & Co KG
Postfach 1631 · D-71306 Waiblingen
Stuttgarter Straße 83 · D-71332 Waiblingen
Tel +49 7151 17 07-0 · Fax +49 7151 17 07-110
info@rems.de

**Branch Offices**

**Denmark:** REMS Scandinavia A/S
Snedkervej 1 · DK-4600 Køge
Tel +45 56 63 14 00 · Fax +45 56 63 11 78
DNK@rems.de

**France:** REMS S.à.r.l.
2, Rue du Stade · F-67250 Hoffen
Tel +33 388 80 44 53 · Fax +33 388 80 99 43
FRA@rems.de

**Great Britain:** REMS (UK) Ltd.
Unit 5 · Ash Industrial Estate
Flex Meadow · Harlow · Essex CM19 5TJ · U.K.
Tel +44 1279 413698 · Fax +44 1279 413704
GBR@rems.de

**Italy:** REMS S.r.l.
Via Sirtori, 13/D · I-20017 Passirana di Rho (Milano)
Tel +39 02 9 30 21 11 · Fax +39 02 9 31 02 45
ITA@rems.de

**Poland:** REMS POLSKA Sp. z o.o.
Dąbrowa · Ulica Piaskowa 19
PL 62-070 Dopiewo
Tel +48 61 654 09 00 · Fax +48 61 654 09 05
POL@rems.de

**Spain:** REMS ESPAÑA, S.A.U.
Pol. Ind. San José de Valderas
Calle Herramientas, 28 · E-28918 Leganés (Madrid)
Tel +34 916 444 833 · Fax +34 916 430 155
ESP@rems.de

**Czech Republic:** REMS Česká republika s.r.o.
Nádražní 271 · CZ 253 01 Hostivice
Tel +420 2 20 98 28 80 · Fax +420 2 20 98 28 83
CZE@rems.de

**Turkey:** REMS Makine ve El Aletleri Ltd. Şti.
Kaşüstü Mevkii · Samandıra Caddesi No. 28
TR-34858 Büyükbakkalköy/Maltepe/İstanbul
Tel +90 216 311 75 05 · Fax +90 216 311 75 06
TUR@rems.de

**Sale through specialist dealers.**

M 11/13 094001 GBRoP · Subject to alterations and errors. © Copyright 2014 by REMS GmbH & Co KG, Waiblingen.